


Men's shoe Size Chart

MERINO SHOES

- 1 Print this page to its current size (100%)! Make sure not to select any re-sizing options in your print settings.
- 2 If you're not sure that you've printed correctly, double check your page against the template (2)
- 3 Verify the size accuracy using a credit card (below).
- 4 Match the heel of your foot to the curved line
- 5 Mark where your toes land
- 6 Find your size


Heel must line up here



Place a credit card here to verify that your document has been printed at the correct size.



3





6

Length in cm	US	EU	UK
25,5	7	40	6,5
26,5	8	41	7,5
27	8,5	42	8
27,5	9,5	43	9
28,5	10	44	9,5
29	11	45	10,5
29,5	11,5	46	11
30	12	47	11,5
30,5	13	48	12,5

5

Half size? We suggest you size down.



- 30,5cm 30,5cm
- 30cm 30cm
- 29,5cm 29,5cm
- 29cm 29cm
- 28,5cm 28,5cm
-
- 27,5cm 27,5cm
- 27cm 27cm
- 26,5cm 26,5cm
-
- 25,5cm 25,5cm

2 Template

Men's shoe Size Chart
MERINO RUNNERS

Print this page to its current size. *Only! Make sure not to select any viewing options on your print settings.
If you do not know what you need or what exactly to do, please check your page against the template.
Using this size chart is a good idea if you are not sure.
Match the heel of your foot to the curved line.
Mark where your toes land.
Print your size.

5 Half size? We suggest you size down.

2 Template

1 Line up pages 1 and 2 edge to edge.
2 Tape them together. There should be no overlap.

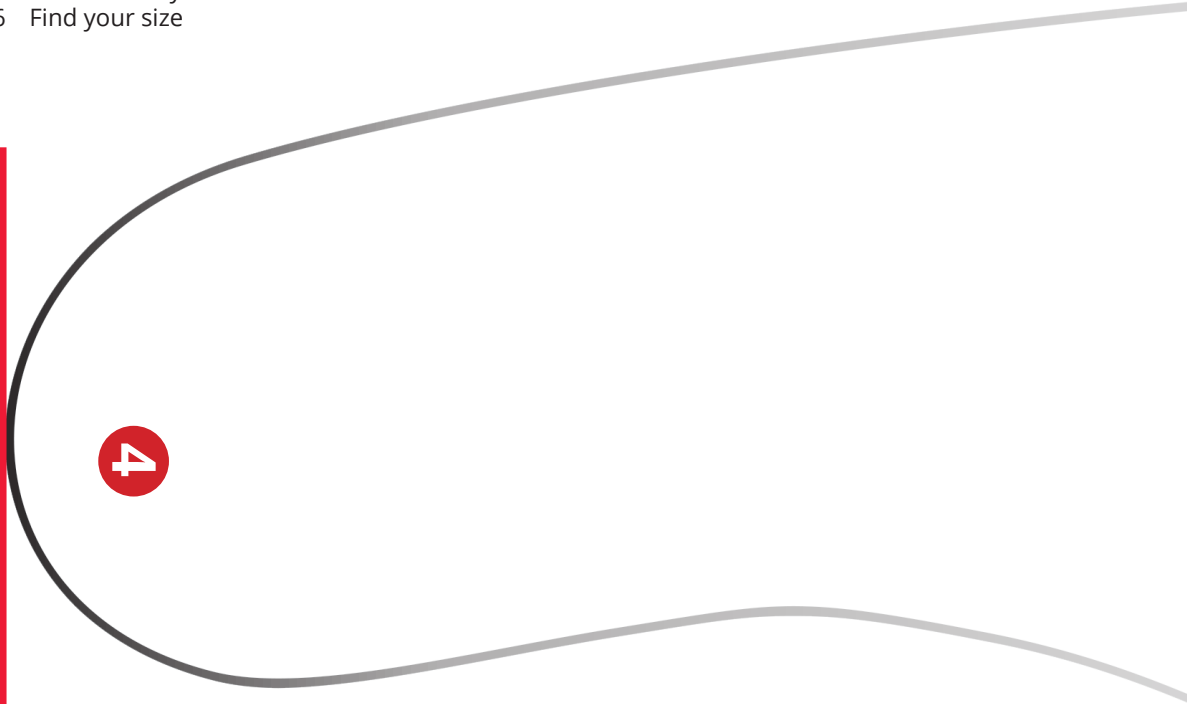


Women's shoe Size Chart


MERINO SHOES

- 1 Print this page to its current size (100%)! Make sure not to select any re-sizing options in your print settings.
- 2 If you're not sure that you've printed correctly, double check your page against the template (2)
- 3 Verify the size accuracy using a credit card (below).
- 4 Match the heel of your foot to the curved line
- 5 Mark where your toes land
- 6 Find your size

Heel must line up here



3





6

Lenght in cm	US	EU	UK
22,7	5	36	3
23,2	6	37	4
24,2	7	38	5
24,7	8	39	6
25,5	8,5	40	6,5
26,5	9,5	41	7,5
27	10	42	8

5

Half size? We suggest you size down. ↓

27cm	27cm
26,5cm	26,5cm
25,5cm	25,5cm
24,7cm	24,7cm
24,2cm	24,2cm
23,2cm	23,2cm
22,7cm	22,7cm

2 Template

- 1 Line up pages 1 and 2 edge to edge.
- 2 Tape them together. There should be no overlap.

Page 1 **Women's shoe Size Chart** MERINO RUNNERS

Print this page for the current size (1) only. Make sure not to select any in our options in your print settings. If you are not sure that you are printing correctly, double check your page against the template (2). Always use your own paper using a credit card template. Mark the heel of your foot to the curved line. Mark where your toes land. Print your size.

Page 2

5 Half size? We suggest you size down. ↓

6

2 Template

Heel must line up here

Place a credit card here to check your foot's width. The card should fit snugly, but not too tight.

