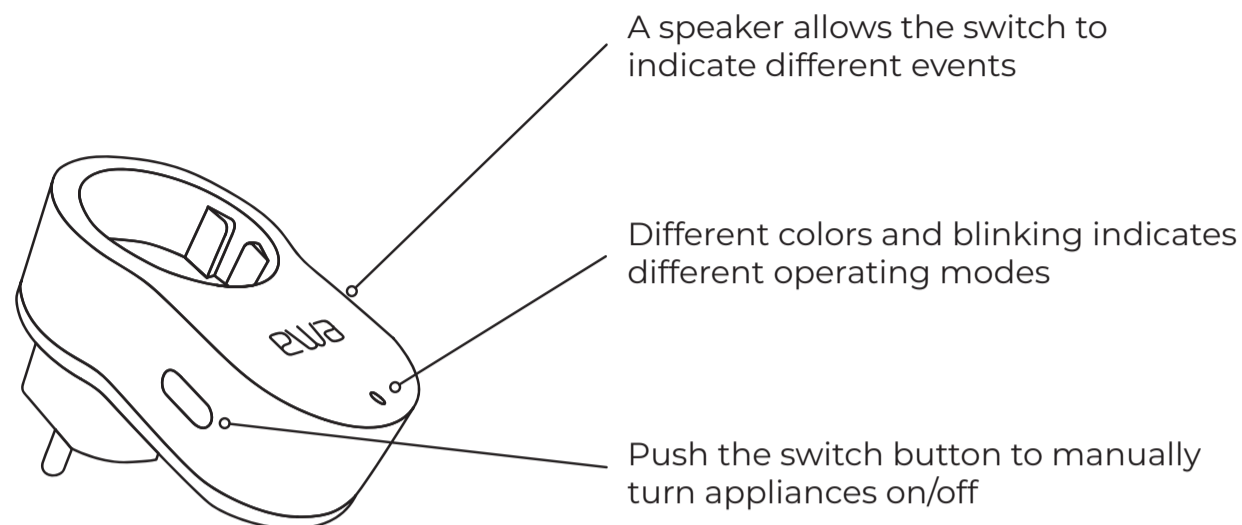


TECHNICAL SPECIFICATION

EWA SWITCH, MODEL: A4 SHUKO



KEY FEATURES



| | |
|-----------------------------------|----------------------------------------------------------------------------|
| Dimension | 90x55x37 mm HxWxD plus plug |
| Power | 230 VAC, 50Hz max 10A |
| Operating humidity | <85% RH max (no cond) IP Class 20 |
| Operating temp | 0-40°C |
| Audio | Microphone |
| Power output (for resistive load) | 1.5 kW at continuous load 3.0 kW at momentary load |
| Power consumption measurement | 2.0-300 W / +/- 5W / resolution 1W 3.0-2300 W / +/- 10W / resolution 1W |
| Dimmer | Max 100W (1-100W) |

Safety

- Never attempt to plug more switches in series as this can cause harm
- Never attempt to plug appliances that use more than 2300W/10A

Indoor use only (IP Class 20)

SPECIFICATION

Ewa Home
Product: Ewa Switch
MODEL: A4 Schuko
Designed in Sweden
Made in China

I/P: 230 VAC, 50Hz max 10A
O/P: 230 VAC, 50Hz max 10A

Designed and printed Ewa Solutions AB,
Terminalgatan 19a, 235 39 Vellinge, Sweden

© 2017 Ewa Solutions AB, All rights reserved.
All trade names are registered trademarks of Apple Inc., registered in the U.S. and other countries. App Store is a service mark of Apple Inc. Wi-Fi is a registered trademark of the Wi-Fi Alliance.

Customer care:
Visit ewahome.com/customer-care
Or email customer@ewahome.com

Requirements:

- iPhone or Android Device
- Wireless Network: Wi-Fi 2,4 GHz 802.11 b,g,n (WEP, WPA, WPA2 encryption supported)

Certification:

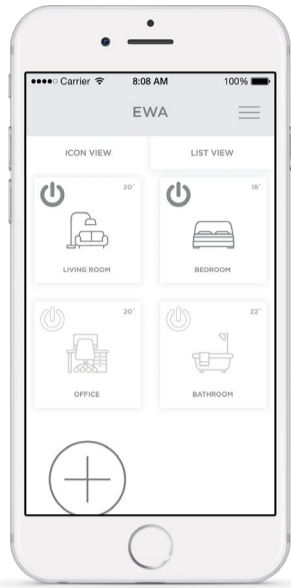
Certifications (in acc. with EU standards) CE/EN
EN300328 EN301489-1/-17 EN61000-6-3 EN61000-6-1
EN62311 IEC60884-1 IEC60884-2-5 IEC/EN61058-1 IEC/
EN61010-1/-2-030 IEC/EN60950-1 IEC/EN60730-1

Disclaimer:

Information in this guide may change without notice. The manufacturer assumes no responsibility for errors that may appear in this guide.

Please note warning statements before use of this product.

APP - FREE FOR IOS AND ANDROID




QUICK START GUIDE



DOWNLOAD

Download the free Ewa Home app available for iOS and Android.



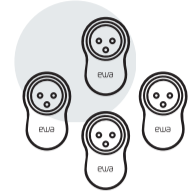
PLUG IN

Plug your Ewa Switch into an electrical outlet and follow the easy set-up step in the app.



USE

Explore all that the Ewa App can help you with. Turn your favorite appliances on/off from your phone, make schedules, keep track of power consumption and much more.



EXPAND

Should you have more appliances that you wish to control simply add more Ewa Switches.



PRODUCT FEATURES



Works with your Wi-Fi network. No need for an extra hub to get started!



Remote control: Control your Ewa Switches from anywhere by using your phone. No matter where you are, you always know what is going on at home.



ON/OFF: Turn your favorite appliances on/off from your phone, whenever and wherever.



Dimmer: The Ewa Switch comes with a build-in dimmer, which allows you to dim any dimmable light source to your preferred intensity.



Timers: Make timers and schedules directly in the app. Live smarter with a range of automated timers to help make your everyday life simpler to manage.



Notifications: Peace of mind! Receive emails or push messages whenever something important happens to your devices.



Power consumption: Keep track of the power consumption and see how much power your device is using.



Temperature: Follow your room temperature to make sure it's just right. Set notifications and automatically start your heater.



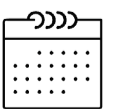
Graphs: Use the amazing graphs to tracks your power consumption and room temperature over time.



Add other people: Invite family members/friends/co-workers for free and share your rooms so that you can control them separately from your own phone.



Cost calculator: Fill in your kwh price (see your electricity bill) and track your monthly electricity cost.



Timeline: See what devices is turned on or off and when. You can also see a list of your recent notification.
