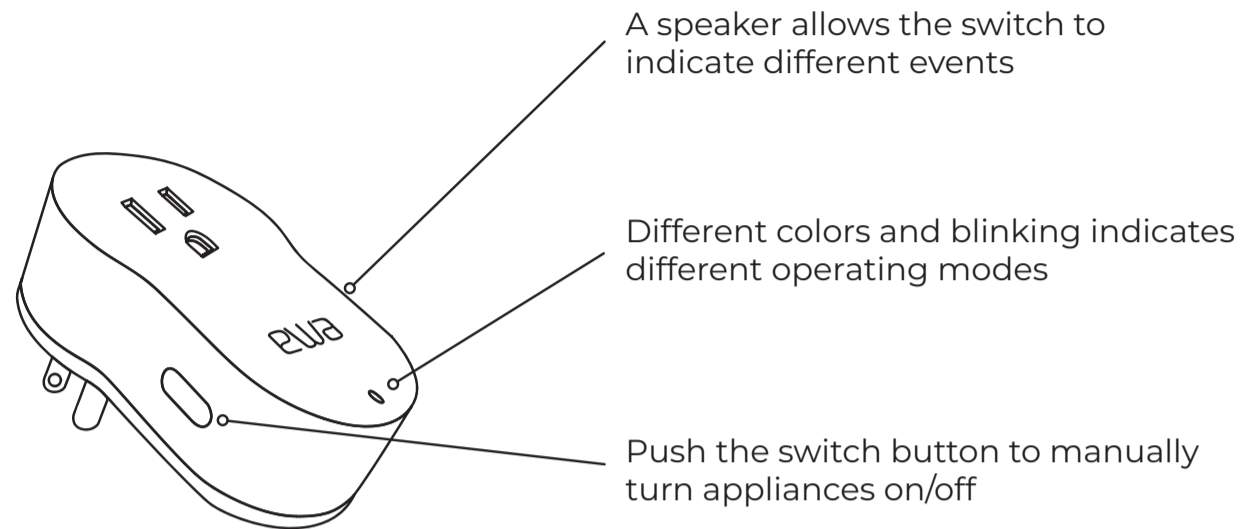


# TECHNICAL SPECIFICATION

## EWA SWITCH, MODEL: A2 US



### KEY FEATURES



Dimension	90x55x32 mm HxWxD plus plug
Power	120 VAC, 60Hz max 10A
Operating humidity	<85% RH max (no cond) IP Class 20
Operating temp	32-104°F
Audio	Microphone
Power output (for resistive load)	1.5 kW at continuous load 3.0 kW at momentary load
Power consumption measurement	2.0-300 W / +/- 5W / resolution 1W 3.0-2300 W / +/- 10W / resolution 1W
Dimmer	Max 100W (1-100W)

### Safety

- Never attempt to plug more switches in series as this can cause harm
- Never attempt to plug appliances that use more than 1200W/10A

Indoor use only (IP Class 20)

### SPECIFICATION

Ewa Home  
Product: Ewa Switch  
MODEL: A2 US  
Designed in Sweden  
Made in China

I/P: 120 VAC, 60Hz max 10A  
O/P: 120 VAC, 60Hz max 10A

Designed and printed Ewa Solutions AB,  
Terminalgatan 19a, 235 39 Vellinge, Sweden

© 2017 Ewa Solutions AB, All rights reserved.  
All trade names are registered trademarks of Apple Inc., registered in the U.S. and other countries. App Store is a service mark of Apple Inc. Wi-Fi is a registered trademark of the Wi-Fi Alliance.

Customer care:  
Visit [ewahome.com/customer-care](http://ewahome.com/customer-care)  
Or email [customer@ewahome.com](mailto:customer@ewahome.com)

Requirements:  
- iPhone or Android Device  
- Wireless Network: Wi-Fi 2,4 GHz 802.11 b,g,n (WEP, WPA, WPA2 encryption supported)

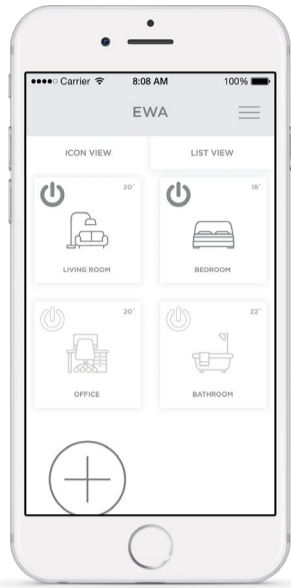
Certification:  
Contains FCC ID: Z64-CC3100MODR1, Contains IC: 4511-CC3100MODR1, CAN ICES-3 (B)/NMB-3(B)

Disclaimer:  
Information in this guide may change without notice. The manufacturer assumes no responsibility for errors that may appear in this guide.

Please note warning statements before use of this product.

# APP - FREE FOR IOS AND ANDROID

---




## QUICK START GUIDE



### DOWNLOAD

Download the free Ewa Home app available for iOS and Android.



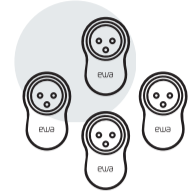
### PLUG IN

Plug your Ewa Switch into an electrical outlet and follow the easy set-up step in the app.



### USE

Explore all that the Ewa App can help you with. Turn your favorite appliances on/off from your phone, make schedules, keep track of power consumption and much more.



### EXPAND

Should you have more appliances that you wish to control simply add more Ewa Switches.



## PRODUCT FEATURES

---



Works with your Wi-Fi network. No need for an extra hub to get started!



Remote control: Control your Ewa Switches from anywhere by using your phone. No matter where you are, you always know what is going on at home.



ON/OFF: Turn your favorite appliances on/off from your phone, whenever and wherever.



Dimmer: The Ewa Switch comes with a build-in dimmer, which allows you to dim any dimmable light source to your preferred intensity.



Timers: Make timers and schedules directly in the app. Live smarter with a range of automated timers to help make your everyday life simpler to manage.



Notifications: Peace of mind! Receive emails or push messages whenever something important happens to your devices.



Power consumption: Keep track of the power consumption and see how much power your device is using.



Temperature: Follow your room temperature to make sure it's just right. Set notifications and automatically start your heater.



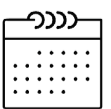
Graphs: Use the amazing graphs to tracks your power consumption and room temperature over time.



Add other people: Invite family members/friends/co-workers for free and share your rooms so that you can control them separately from your own phone.



Cost calculator: Fill in your kwh price (see your electricity bill) and track your monthly electricity cost.



Timeline: See what devices is turned on or off and when. You can also see a list of your recent notification.

---