

GP DAYS E-BRIEFING



TRACK DAY SEASON 2024



CONTENT

03 OUR PHILOSOPHY

04 CHECK-IN

05 EQUIPMENT AND PREPRATION

06 SAFETY ON TRACK

07 TRACK DAY ETIQUETTE

08 OVERTAKING RULES

09 IN CASE OF AN INCIDENT

10 FLAGS

11 CONTACT



OUR PHILOSOPHY

► It is all about having loads of fun together on track, staying safe and going home with nothing but good memories!

At GP Days, we want to spend a fun day on track with fellow Petrolheads and enthusiasts without paying attention to the type of car you are driving, or skill level you may or may not have!

We do not have any room for big egos and lofty attitudes.

“Let’s have fun on track!”

GROUND RULES FOR A SAFE AND FUN TRACK DAY

01

No aggressive or competitive driving while out on track

02

Be aware of different abilities and speed differences on track

03

Patience is key! You have more time than you can reasonably use

We have a Zero Tolerance approach to dangerous driving and not abiding to our rules and regulations laid out in this E-Briefing



CHECK-IN

▶ To avoid delays for you and everyone else, make sure that you complete all steps before the Track Day!

BEFORE YOU ARRIVE AT THE TRACK DAY

- 01** Drivers & passengers must sign the Online Liability Waiver (E-Waiver)
If you do not sign the E-Waiver before the event, you will only be able to check in after 9:00am
- 02** Drivers must watch / read the E-Briefing Presentations
The E-Briefing is an integral part for the overall safety of our Track Days

AT THE TRACK DAY

- 01** Come to the check-in desk and tell us your name
Verify that you have completed the e-waiver to avoid delays for you and other participants
- 02** You will receive your wrist band
We only hand out one wrist band at a time - you cannot collect wrist bands for your friends
- 03** Collect your number sticker
Each car must be fitted with a number sticker before entering the track

ADDITIONAL INFORMATION

- ▶ Drivers will receive a **green** wristband and passengers a **purple** one
- ▶ The Track Briefing will show you the exact location where to fit your number sticker
- ▶ We cannot stress enough that it is essential for drivers and passengers / spectators to complete the E-Waiver before the Track Day



EQUIPMENT AND PREPARATION ON THE DAY

▶ Do not forget your helmet and or towing eye / hook at home as they are crucial for your participation!

WHAT YOU HAVE TO BRING TO THE TRACK DAY

- 01** Drivers & passengers must bring a helmet
Jet-Helmets (Open face) are only permitted in closed cars (no convertibles, etc.)
- 02** Towing eye / hook
Your car must be fitted with a towing eye / hook before the getting on track

PREPARATION BEFORE YOU GET ON TRACK

- 01** Put on your wrist band
Drivers & passengers must wear the wrist bands handed out to them at check in
- 02** Mount the number sticker on your car
Your car must be equipped with the number sticker we handed out to you at check in
- 03** Fit a towing eye / hook to your car
Either on the front or rear of the car

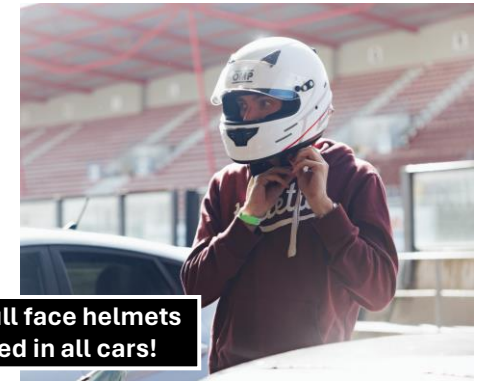
ADDITIONAL INFORMATION

- ▶ A marshal will check the points above (helmet, wrist bands, number sticker, towing eye / hook) in the pitlane
- ▶ You will be denied access if any of the items mentioned above are missing
- ▶ Cameras can only be mounted on the inside of the car



Only allowed in closed cars i.e. with a roof!

Do not forget your wrist band!



Closed full face helmets are allowed in all cars!



Stick the number sticker on your car!

You will find more information on the exact positioning of the number sticker in the respective track briefing.



Mount towing eye / hook (front or rear)

Please check whether you have a towing eye / hook before attending the Track Day. You will not be able to enter the circuit without one.

GENERAL SAFETY ON AND OFF TRACK

► Keep these points in mind for all our Track Days!

DRIVERS & PASSENGERS

- 01** Drivers & passengers must be at least 18 years of age
This is for insurance reasons and unless otherwise stated, we cannot make any exceptions
- 02** Maximum of two (2) occupants per car
Occupants may only sit in the front seats of the car while out on track

PADDOCK

- 01** Strict speed limit of 20km/h in the paddock regardless of the circuit
Anybody found speeding, driving recklessly and endangering others will be sent home

PITLANE

- 01** Strict speed limit of 50km/h in the pitlane regardless of the circuit
Drive only in the fast lane (as defined in the track briefing) and watch out for foot traffic
- 02** No driver or passenger changes in the pitlane
To keep foot traffic to a minimum, please change drivers and passengers in the paddock

ON TRACK

- 01** A Track Day is not a race!
Always have an eye out for other participants think ahead, stay calm and just have fun
- 02** A Track Day is not a Drift Day
Deliberate drifting results in you being black flagged and potentially excluded from the event



TRACK DAY ETIQUETTE

► It is all about having fun and spending an epic day with likeminded Petrolheads. Nothing more, nothing less!

THERE IS NOTHING TO WIN BUT LOTS TO LOSE. JUST HAVE FUN AND SPEND A GREAT DAY WITH FRIENDS...

01 Take care of each other while out on track at all times

Drive responsibly and keep in mind that the only reason why all of us are out there is to have fun. Nothing more, nothing less!

02 Be patient and understanding of differences in speed and skill

We are doing Open Pitlane Track Days for a reason – to get you the maximum amount of track time possible. There is no point in getting impatient as you have more track time than you can use. If you feel there is lots of traffic or you are stuck behind another car, just take a ride through the pitlane or take a break and enjoy a coffee in the paddock!

03 Know your limits

Having done this now for several years, we always observe that most incidents happen in the first hours of the Track Day – or at the very end. Start slow, get to know the circuit and conditions and work yourself up to speed. At the end of the day, acknowledge you are tired, that “one last lap” is often the one that gets people!

04 Communicate with us and the other participants

If you notice something that you do not like or feel that the driving standards are lacking, just have a chat with the participant in question or let us know and we will take over from there. Most of the times, it is just a simple misunderstanding, and a quick word will get everyone on the same page again!



COMMUNITY IS KEY!



OVERTAKING RULES

► Be patient! You have more time than you can reasonably use during our Track Days!

OVERTAKING IS PERMITTED ON THE LEFT AND RIGHT, BUT...

01 Unless on a straight, overtaking is strictly by consent only!

Consent means, the other car clearly shows that it has seen you by either using its indicator, or obviously getting off the racing line in the corner to let you by

02 The faster car has the responsibility to ensure a safe overtake

If you are the faster car, be patient and only overtake if the slower car clearly shows that it has seen you

03 Slower cars may facilitate the overtake by using their indicators

Indicate left to show the car behind you are staying on the left. Indicate right to show the car behind that you are staying on the right

OVERTAKING IN BRAKING ZONES OR IN CORNERS WITHOUT CONSENT; LEADS TO IMMEDIATE EXCLUSION FROM THE TRACK DAY

ADDITIONAL INFORMATION

- We take our overtaking rules extremely seriously. Please reach out to our team in case you feel that another participants drives aggressively
- Any violation of the overtaking rules can and will lead to immediate exclusion from Track Day
- Track-side marshals are briefed and have an eye on driving standards



Overtaking while on a straight is the easiest and safest way to get around a slower car.



As the red car (Porsche Cayman) is indicating left, the faster cars behind can overtake safely on the right, on the inside of the corner.

IN CASE OF AN INCIDENT

▶ Your car can be replaced, your health not. Always get yourself to safety before doing anything else!

IF YOU HAVE TO STOP ON TRACK, STOP IN A SAFE PLACE AND PAY ATTENTION TO THE FOLLOWING:

- ▶ Never stop on the outside of the corners as this is the common trajectory for other cars to “go off”
- ▶ Do not stop in the middle of the track
- ▶ If possible, use a gap in the barriers to enter a service road, these are usually marked in orange colour
- ▶ Wait until you see the marshals wave a yellow / red flag or signal you to get out of the car
- ▶ If you must get out of the car, get behind the barriers immediately

NEVER! START EXAMINING WHAT IS WRONG WITH YOUR CAR WHILE YOUR STATIONARY ON TRACK

!! Loosing fluids is one of the worst-case scenarios


If you notice or suspect that you are losing fluids, get off the racing line immediately, stop the car in a safe place and inform the marshals and/or send a message to our WhatsApp Group – other participants can spin on your fluids and/or get into a serious accident

! You had a little of in the grass or gravel traps

This is generally not a big deal and can happen from time to time. Please rejoin the circuit extra careful, stay off the racing line to avoid spreading dirt and gravel and get back to the Paddock to examine your car and get rid of any stones or dirt



Never start examining potential damage or a technical issue while stationary on a live track.



Fluid loss is extremely dangerous. Let the marshals or us know immediately so we can red flag / interrupt the session!

FLAGS

► The only means of communications the marshals have while you are out on track. Take them seriously!



INCIDENT ON TRACK!

Slow Down! Absolutely No Overtaking!

You may use your hazards to warn cars behind you.



INCIDENT CLEARED!

Once you see green, you are good to go!

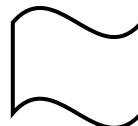
Nothing more to say – have fun.



INCIDENT ON TRACK! SESSION ABORTED

Slow Down! Absolutely No Overtaking!

Please return to the Pitlane / Paddock immediately.



SLOW CAR ON TRACK!

You can continue as normal but stay vigilant!

Service vehicle or another slow car on track.



WE NEED TALK. RETURN TO PITLANE.

This is shown together with your number!


If ignored, the session will be red flagged!



FASTER CAR APPROACHING!

Please facilitate the overtake i.e. use indicators!


This flag is not used on every track. Always watch your mirrors.



SLIPPERY TRACK!

The track might be dirty, or it started raining!

You can continue normally but be careful!



END OF SESSION

Take it slow and return to the pitlane!

Shown either for lunch or at the end of the day.

DO YOU HAVE ANY QUESTIONS?

▶ Let us know if anything is unclear, it is for all our safety!

THERE ARE NO STUPID QUESTIONS! JUST REACH OUT IF THERE IS ANYTHING WE CAN HELP YOU WITH...



SEND US AN E-MAIL: SUPPORT@GP-DAYS.COM



CALL US: +49 (0) 201 319 3771 15



JOIN OUR WHATSAPP GROUP: [ACCESS LINK](#)

FOLLOW US ON SOCIAL MEDIA



[@gpdays1](#)



[@gpdays](#)



[@gpdays](#)



SIGN UP TO OUR [NEWSLETTER](#)

