



MOUNTAIN OFF ROAD ENTERPRISES, LLC.  
P.O. BOX 690 DELTA COLORADO 81416  
**(877)JEEP-A2Z or (877)533-7229**  
(888)698-5337 FAX  
E-mail: info@mountainoffroad.com  
www.mountainoffroad.com

## INSTALLATION INSTRUCTIONS for JKST07R and JKST07RB



### HARDWARE KIT:

- 1- Step Assembly
- 1- 5/16" nutsert
- 1- 5/16" x 1 Bolt
- 1- 3/8 nut
- 1- 5/16 flat washer
- 2- 1/4"x3/4" Bolts
- 2- 1/4" Top-loc nuts
- 4- 1/4" washers
- 2- 5/16" pins

Please read and understand all instructions before beginning the installation of the Hide-A-Step. Please read the terms and policies on the back of these instructions.

**This step mechanism uses a very strong spring. Extra care should be used during installation and use to prevent injury to fingers and hands!**

The JKST07R is designed to fit the following Jeep® vehicles: 2007 to current JK Wranglers. The step is designed to work along with or without the factory Rubicon rock rails. The step may interfere with other factory installed or aftermarket steps or rocker guards. The step may also interfere with aftermarket lower control arm mounts on the outside of the frame. The step is designed to be quick detachable by removing two pins.

**STEP 1:** If your jeep has factory installed Rubicon rock rails, Remove the entire Rubicon rail. (see picture 1) If your Jeep does not have rocker guards proceed to step 2

**STEP 2:** Install the Hide-A-Step over the single stud to the front side of the two studs. (see picture 2). Mark and drill 9/32" hole in the pinch seam, using your step as a template. (see picture 3)

**STEP 3:** While the step is mounted on the factory stud, mark the top hole of the step mount for the nutsert. Remove and drill 17/32" hole (for the nutsert) into the floor pan. (see picture 4)

**Step 4:** Insert the nutsert into the 17/32 hole. Slip the supplied 3/8" nut over the 5/16" x 1 bolt and tighten the bolt into the nutsert which will crush the back side of the nutsert, crimping it in place. (see picture 5)



**STEP 5:** Install Hide-A-Step over factory stud. Insert the 1/4"x3/4" bolts with washers through the pinch seam. Install washers and nuts onto these bolts. Install 5/16" x 1 bolt and flat washer (FW) up into nutsert. Tighten all Hardware.


**STEP 6:** Line up the holes in the step and insert the two pins to complete assembly (see figure 4)

**STEP 7:** The step has raised dimples to provide traction but care should be taken during use to prevent slippage. Mud, ice, and snow may make the step slick. You are now done so **GO JEEPIN!**

Picture 1




Picture 2




Use this stud for one of the Mounting points. Drill 9/32 hole for the 2nd mounting point in the pinch seam using 1/4" x 3/4" bolt, FW and nut.

Picture 3



Drill 9/32 hole in pinch seam

Picture 4



Mark and drill 17/32 hole for nutsert

Picture 4



Insert nutsert with 3/8" nut and 5/16" x 1 bolt

Picture 5

Tighten bolt to completely crimp nutsert



Picture 6



#### TERMS-POLICIES:

**FIT** and **TOLERANCES:** M.O.R.E.™ parts are the results of countless hours of research, testing, fitting and refining. Jeep® frames have a wide tolerance on bolt hole centers from frame to frame. This is why M.O.R.E.™ has installed “slots” in which to mount them. In addition to the factory tolerances, most people install other than factory equipment such as suspension lift kits, skid plates, different transfer cases etc. M.O.R.E.™ has done the best job we can to insure that our parts fit with all of the possibilities. However, you may find it necessary to grind, elongate, bend, or force these parts to fit on your rig. Please use common sense when installing these parts and let us know how we can improve them.

**DAMAGE CLAIMS:** All orders are carefully packed, however, mishandling by the carrier can result in damage. The carrier has the responsibility for the shipment from the time it leaves our warehouse until it is delivered to you. All claims for lost or damaged goods should be reported to the carrier, not to **M.O.R.E.™** LLC.

**RETURNS:** No returns will be accepted without prior permission from **M.O.R.E.™** LLC. After you receive a Return Goods Authorization (RGA) number, merchandise must be returned prepaid and insured. A claim must be made within 30 days from receipt of merchandise. The original invoice or a copy with the RGA number written on must accompany all returns. A 20% restocking fee will be charged on all parts returned for credit or refund unless merchandise is proven to be defective or was shipped wrong by **M.O.R.E.™** LLC. No merchandise will be issued credit or refund if it has been installed, modified, used in any way or is in unsalable condition.

**WARRANTY:** All merchandise is warranted to be free from defects in materials and workmanship prior to installation. Any alteration or improper use will void this warranty. Because all parts we sell are intended for use in heavy-duty applications it is not possible to warrantee or guarantee the performance of any items. **M.O.R.E.™** LLC. products and the products manufactured by others, which we sell may be subject to an infinite variety of conditions due to the manner in which they are used, serviced and/or installed. Purchasers and users of such products rely upon their own judgment as to the suitable use selection, service and installation of such products.

**PRODUCT DISCLAIMER:** Modification of your vehicle to enhance performance with parts sold by **M.O.R.E.™** LLC. may create a dangerous condition which could cause serious bodily injury, and the buyer hereby expressly assumes all risks associated with any such modifications. All parts sold by **M.O.R.E.™** LLC. are for racing or off road use only. Mountain Off Road Enterprises LLC. will not accept responsibility for personal injury or property damage arising from the failure of any parts manufactured or sold by **M.O.R.E.™** LLC.

**Specifications are subject to change without notice.**

**Jeep®, AMC®, CJ®, YJ®, TJ®, LJ®, JK®, Wrangler®,** are registered trademarks of DaimlerChrysler. **M.O.R.E.™** is not affiliated with DaimlerChrysler.

**M.O.R.E.™, BombProof™, S.R.S.™, SlipLoc™, DoubleJointed™, RockProof™,** are trademarks used by **Mountain Off Road Enterprises, LLC.** These instructions and the M.O.R.E.™ logo are copyright©, 1999-2015.