

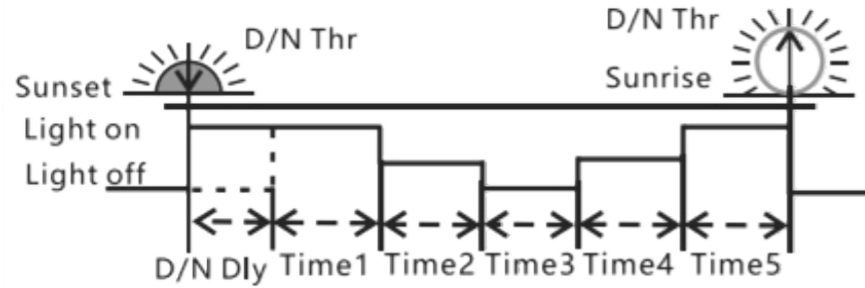
Light Activation

Press button located near sensor to activate light. (see image)

Light is supplied switched off for shipping and must be activated during installation.



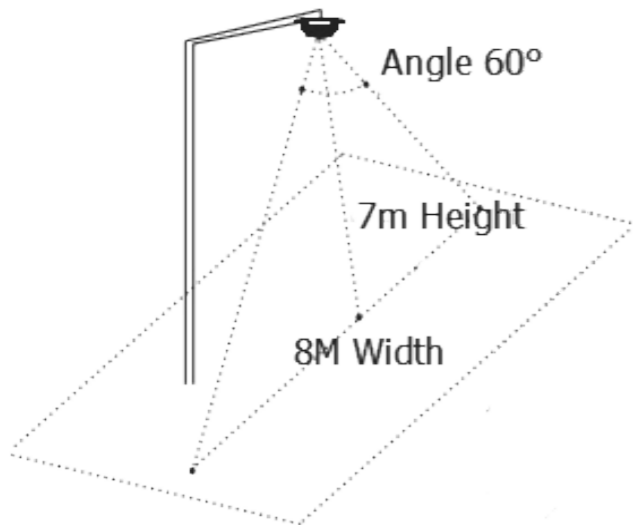
5 Stage Night Mode




* Please note, motion sensor function is only available for timeslots 3 & 4.

Settings can be adjusted using the optional remote control. Please contact Integrated Power on 1300 551 942 for further information.

PIR Sensor Detect Areas



Factory Default setting



Light will charge battery while there is sufficient natural light available.




For the 1st 4hrs (Time 1 & 2), once light switches on, it will stay at 100% brightness.



For the 2nd 4hrs (Time 3 & 4), light will stay at 100% brightness when presence is detected.



The light reduces to 50% brightness when no presence is detected after 150sec hold time. (Time 3 & 4)



The light will stay at 50% brightness for 5hrs or until sunrise (Time 5)

The Controller recognizes day and night based on the Solar Array Open Circuit Voltage, this day/night threshold can be modified according to local light conditions and the Solar Array Used, setting range 3.0 ~8.0V

For more details, Please refer to the specification sheet of the Controller and Remote Controller.

SOLAR LED STREETLIGHT Instruction Manual



Model: SSA20SI5KN01 - 20W



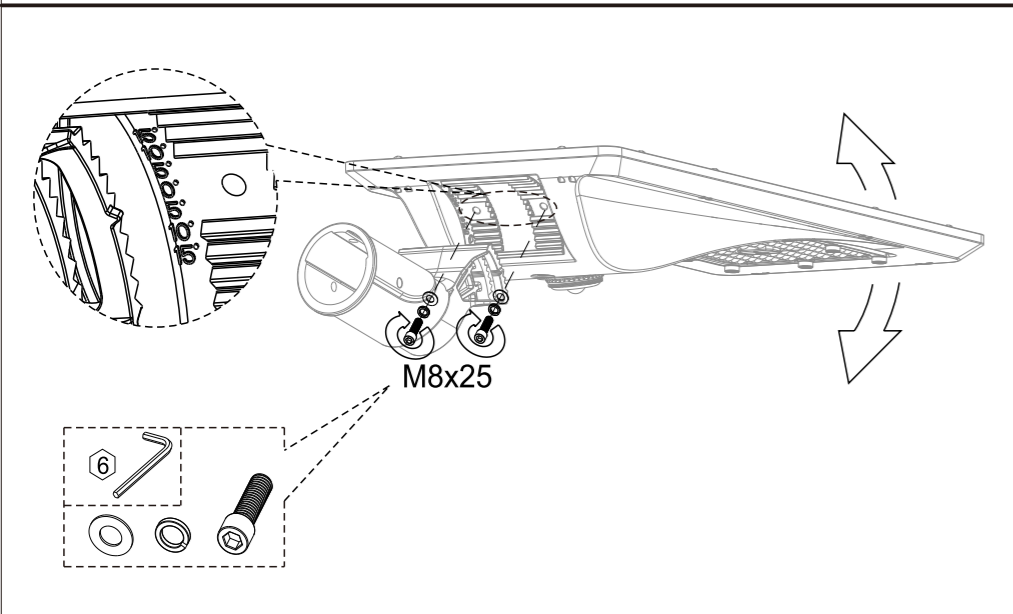
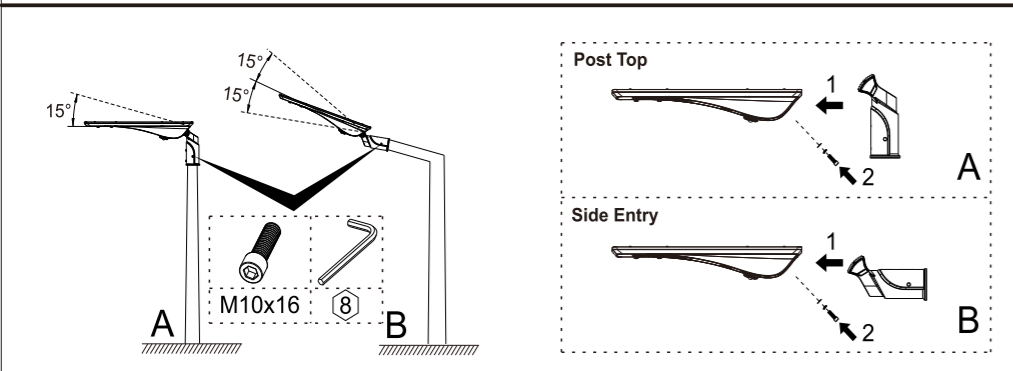
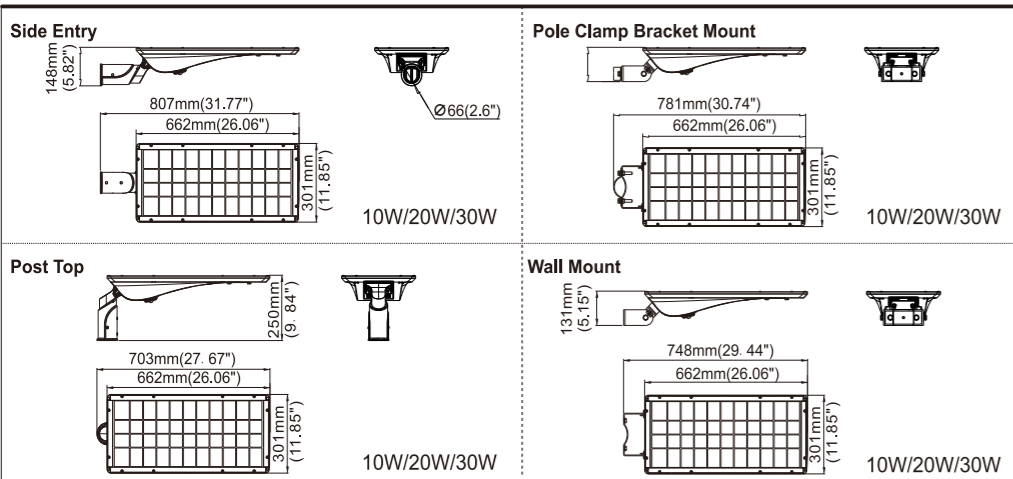
SAA

CB

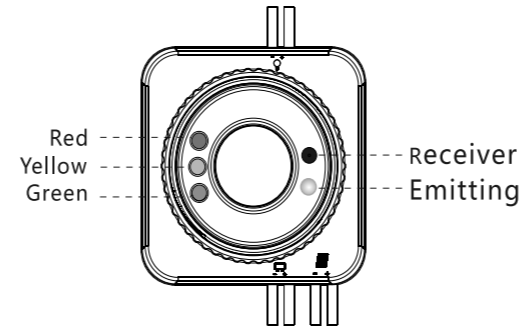
IP65



www.integratedpower.net.au



LED indications and Faults & Alarms



LED Display Explanation

LED	Status	Function
Green LED	On	not charging
	Slow flash(0.5/2s)	Charging
Yellow LED	Off	Over voltage protection
	On	Battery is normal
	Slow flash(0.5/2s)	Battery voltage is low
	Fast flash(0.1/0.1s)	Low voltage protection
Red LED	Slow flash(2.5/2.5s)	Work normal
	On	The output power is 0.
	Fast flash(0.1/0.1s)	Short circuit or Over current protection
	Flash(0.5/0.5s)	Over temperature protection
	Super slow flash (0.2s on/5s off)	Open circuit or transport mode. *1

*1.If the controller is in transport mode, the red LED is super slow flash(0.2s on/5s off), the green and yellow led is off.

*2.Detailed fault information can be read by S-Unit remote controller.

Warranty Statement

"Integrated Power Pty Ltd" ABN – 72 604 326 061

This product is warranted to be free from defects in materials and workmanship from the date of installation (or the date of manufacture if installation date is unknown) for a period of 3 (three) years.

Goods that prove defective within the warranty period by reason of improper workmanship or faulty material, we may, at our own discretion, either repair or replace the goods without charge, including

reasonable labour costs, subject to the terms and conditions below:

1. The product is properly installed, and installation is consistent with the manufacturer's instructions, and is installed by suitably trained and qualified installer.
2. The product is not subjected to any unauthorized modifications.
3. The product is only used for the purpose of illumination, in line with its designated purpose or the designated purpose of a luminaire of its general type.
4. Any faults or defects attributable to the misuse, abuse, accident or non-observance of the manufacturer's instructions on the part of the user are specifically excluded.

The warranty does not cover:

1. Damage caused by acts of god, or other incidents / occurrences beyond the control of Integrated Power, including without limitation, fire, theft, storms, floods or power surges.
2. Damage caused by chemical impact or other abuse including environmental factors, improper cleaning solutions, damage from leaving substances such as bleach on the product.
3. Damage or problems caused by the use of an accessory, component or equipment not supplied by Integrated Power
4. Integrated Power do not cover freight charges (including insurance) or travelling cost for repairs performed outside the area normally serviced by Integrated Power or an authorised repair agent. This is deemed as 30km from an Integrated Power Branch or authorised distributor.

Claim Process

1. For all warranty issues please call Integrated Power on 1300 55 19 42 or email warranty@integratedpower.net.au
2. Proof of purchase must be provided. If the customer has not paid in full for the product then this warranty does not apply.
3. Before returning any goods for a warranty claim, the customer must obtain a Goods Return Authorisation (GRA) number from Integrated Power.
4. If accepted as a valid warranty claim within the terms as described in this document, Integrated Power will make suitable repairs to the product.

Our goods come with guarantees that cannot be excluded under the Australian Consumer Law. You are entitled to a replacement or refund for a major failure and compensation for any other reasonably foreseeable loss or damage. You are also entitled to have the goods repaired or replaced if the goods fail to be of acceptable quality and the failure does not amount to a major failure.