

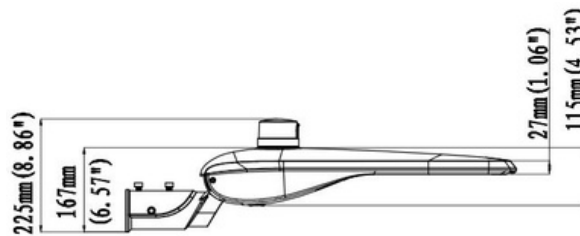
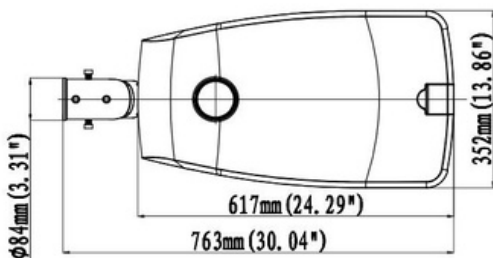
# SL2 Series

## LED STREETLIGHT WITH PE CELL

### 150W - SILVER



The SL2 Series LED streetlight range offers a reliable and modern LED solution for new installations and retrofits. The high output Nichia LED chips can utilise a 'Batwing' distribution lens system to ensure a wide and even spread of light, which is perfect for carparks and roadways. The smooth top surface limits the build up for dirt and debris. With the addition of Casambi wireless control, users are easily able to interact and customise their lighting environment.




### Features

- All aluminium and stainless steel fitting construction
- Tool free, easy fitting access
- Reversible arm for horizontal and vertical spigots
- Different spigot size accessories available
- Auto isolation system
- Multiple optics available
- 7 Pin NEMA socket
- 0-10V dimmable driver
- Casambi ready (Casambi driver needed)
- [IPX output control](#) compatible

### Applications

- Roadways
- Carparks
- Walkways
- Caryards
- Parks



## Standard Specifications

- Rated Input Power: 150W
- Lumen Output: 19,500lm
- Colour Temperature: 4000K (3000K / 5000K optional)
- CRI Rating: CRI>80
- SDCM Rating: < 3
- Operating Temperature: -30/+50°C
- EPA (Sail Area): 0.269m<sup>2</sup>
- Service Life: L90B10 />50,000hrs@63°Tj
- Ingress Protection: IP66
- IK Rating: IK08
- Fitting weight: 9.2kg
- Suits 60mm OD spigot

## Option List

- DALI Dimming /DALI
- 0-10V Dimming/ 0-10V
- Casambi/ CAS
- IPX Output Control  
(additional hardware required)

## Models List

|                        |                |
|------------------------|----------------|
| Silver / 75x150 Degree | SL2P150SI3KD01 |
| Silver / 45x155 Degree | SL2P150SI3KD02 |
| Silver / 45x145 Degree | SL2P150SI3KD03 |
| Silver / 75x170 Degree | SL2P150SI4KD01 |
| Silver / 45x155 Degree | SL2P150SI4KD02 |
| Silver / 45x145 Degree | SL2P150SI4KD03 |
| Silver / 75x150 Degree | SL2P150SI5KD01 |
| Silver / 45x155 Degree | SL2P150SI5KD02 |
| Silver / 45x145 Degree | SL2P150SI5KD03 |

## Accessories

|                                 |              |
|---------------------------------|--------------|
| Spigot Arm Adaptor - 34mm       | SL2ADP34     |
| Spigot Arm Adaptor - 42mm       | SL2ADP42     |
| Spigot Arm Adaptor - 76mm       | SL2ADP76     |
| Wall Mount Bracket              | SL2WADP01    |
| Right Angle Pole Adaptor - 90mm | SL2RADP90    |
| Dual Spigot Adaptor - 60mm      | SL2ADP60D    |
| Dual Spigot Adaptor - 76mm      | SL2ADP76D    |
| 100mm Square Pole ADP - Single  | SL2ADP100SQS |
| 100mm Square Pole ADP - Double  | SL2ADP100SQD |

## IES Files

- IES SL2150SI5KN01 75x150deg 150W
- IES SL2150SI5KN02 45x155deg 150W
- IES SL2150SI5KN03 45x145deg 150W

