


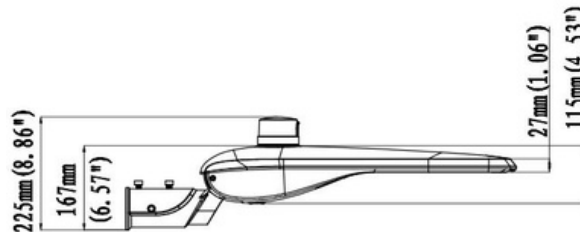
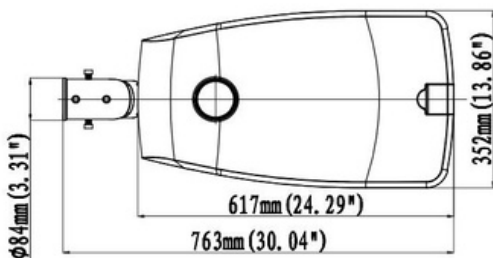
# SL2 Series

## LED STREETLIGHT WITH PE CELL

### 150W - BLACK



The SL2 Series LED streetlight range offers a reliable and modern LED solution for new installations and retrofits. The high output Nichia LED chips can utilise a 'Batwing' distribution lens system to ensure a wide and even spread of light, which is perfect for carparks and roadways. The smooth top surface limits the build up for dirt and debris. With the addition of Casambi wireless control, users are easily able to interact and customise their lighting environment.




### Features

- All aluminium and stainless steel fitting construction
- Tool free, easy fitting access
- Reversible arm for horizontal and vertical spigots
- Different spigot size accessories available
- Auto isolation system
- Multiple optics available
- 7 Pin NEMA socket
- 0-10V dimmable driver
- Casambi ready (Casambi driver needed)
- [IPX output control](#) compatible

### Applications

- Roadways
- Carparks
- Walkways
- Caryards
- Parks



## Standard Specifications

- Rated Input Power: 150W
- Lumen Output: 19,500lm
- Colour Temperature: 4000K (3000K / 5000K optional)
- CRI Rating: CRI>80
- SDCM Rating: < 3
- Operating Temperature: -30/+50°C
- EPA (Sail Area): 0.269m<sup>2</sup>
- Service Life: L90B10 />50,000hrs@63°Tj
- Ingress Protection: IP66
- IK Rating: IK08
- Fitting weight: 9.2kg
- Suits 60mm OD spigot

## Option List

- DALI Dimming /DALI
- 0-10V Dimming/ 0-10V
- Casambi/ CAS
- IPX Output Control  
(additional hardware required)

## Models List

Black / 75x150 Degree	SL2P150BK3KN01
Black / 45x155 Degree	SL2P150BK3KN02
Black / 45x145 Degree	SL2P150BK3KN03
Black / 75x150 Degree	SL2P150BK4KN01
Black / 45x155 Degree	SL2P150BK4KN02
Black / 45x145 Degree	SL2P150BK4KN03
Black / 75x150 Degree	SL2P150BK5KN01
Black / 45x155 Degree	SL2P150BK5KN02
Black / 45x145 Degree	SL2P150BK5KN03

## Accessories

Spigot Arm Adaptor - 34mm Black	SL2ADP34B
Spigot Arm Adaptor - 42mm Black	SL2ADP42B
Spigot Arm Adaptor - 76mm Black	SL2ADP76B
Wall Mount Bracket	SL2WADP01
Right Angle Pole Adaptor - 90mm	SL2RADP90
Dual Spigot Adaptor - 60mm	SL2ADP60D
Dual Spigot Adaptor - 76mm	SL2ADP76D
100mm Square Pole ADP - Single	SL2ADP100SQS
100mm Square Pole ADP - Double	SL2ADP100SQD

## IES Files

IES SL2150SI5KN01 75x150deg 150W  
IES SL2150SI5KN02 45x155deg 150W  
IES SL2150SI5KN03 45x145deg 150W

