

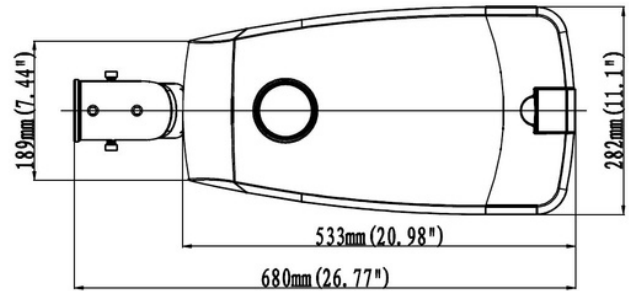
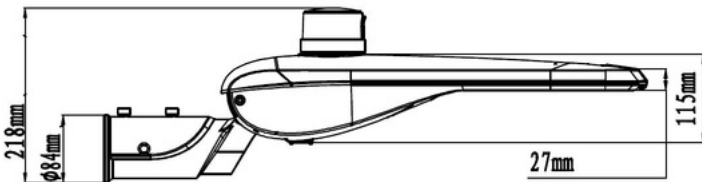
SL2 Series

CASAMBI LED STREETLIGHT

50W - SILVER



The SL2 Series LED streetlight range offers a reliable and modern LED solution for new installations and retrofits. With Casambi wireless controls, users are easily able to interact and customize their settings with programs of smart dimming, time scheduling, and grouping. The high output Nichia LED chips can utilise a 'Batwing' distribution lens system to ensure a wide and even spread of light, which is perfect for carparks and roadways. The smooth top surface limits the build up for dirt and debris.




Features

- All aluminium and stainless steel fitting construction
- Tool free, easy fitting access
- Reversible arm for horizontal and vertical spigots
- Different spigot size accessories available
- Multiple optics available
- Auto isolation system
- NEMA socket
- Casambi enabled

Applications

- Roadways
- Carparks
- Walkways
- Caryards
- Parks



Standard Specifications

- Rated Input Power: 50W
- Lumen Output: 6,750lm
- Colour Temperature: 4000K (3000K / 5000K optional)
- CRI Rating: CRI>80
- SDCM Rating: < 3
- Operating Temperature: -30/+50°C
- EPA (Sail Area): 0.195m²
- Service Life: L90B10 / >50,000hrs@63°Tj
- IP Rating: - IP66
- IK Rating: IK08
- Fitting weight: 6.5kg
- Suits 60mm OD spigot
- Casambi Wireless Range: Up to 200m in long range

Option List

Models List

Silver / 75x150 Degree	SL2C50SI3KD01
Silver / 45x155 Degree	SL2C50SI3KD02
Silver / 45x145 Degree	SL2C50SI3KD03
Silver / 75x150 Degree	SL2C50SI4KD01
Silver / 45x155 Degree	SL2C50SI4KD02
Silver / 45X155 Degree	SL2C50SI4KD03
Silver / 75x150 Degree	SL2C50SI5KD01
Silver / 45x155 Degree	SL2C50SI5KD02
Silver / 45x145 Degree	SL2C50SI5KD03

Accessories

Spigot Arm Adaptor - 34mm	SL2ADP34
Spigot Arm Adaptor - 42mm	SL2ADP42
Spigot Arm Adaptor - 76mm	SL2ADP76
Wall Mount Bracket	SL2WADP01
Right Angle Pole Adaptor - 90mm	SL2RADP90
Dual Spigot Adaptor - 60mm	SL2ADP60D
Dual Spigot Adaptor - 76mm	SL2ADP76D
100mm Square Pole ADP - Single	SL2ADP100SQS
100mm Square Pole ADP - Double	SL2ADP100SQD

IES Files

IES SL250SI5KN01 75x150deg 50W
IES SL250SI5KN02 45x155deg 50W
IES SL250SI5KN03 45x145deg 50W

