



INCUBATION

PROCESSING

BROODING

  
hatchingtime™

FREE RANGE

BREEDING

# Poultry Raising Equipment

Perfect By Poultry Scientists Since 1981



**hatchingtime**™



Incubation

Brooding

Breeding

Free Range

Processing

# Poultry Raising Steps

1

Incubation



Setter & Hatchers

2

Brooding



Chick Brooders



Grow Out Pens

3

Breeding



Quail Cages



Partridge Cages



Chicken Cages

4

Free Range



Nesting Boxes



Slat Flooring



Watering Systems

5

Processing



Feather Pluckers








Processing Units



Transport Coops

# Table of Contents

		Tab Color
1. Incubation.....	Page 2	
> PD, CT, HB Series.....	Page 3	
> TR Series.....	Page 4	
> PT Series.....	Page 5	
> Technology.....	Page 5 - 6	
> Capacities.....	Page 7	
2. Brooding ( <i>Stackable</i> ).....	Page 8	
> Chick Brooders.....	Page 9 - 10	
> Brooder Capacities.....	Page 11	
> Grow Out Pens.....	Page 13	
3. Breeding ( <i>Stackable</i> ).....	Page 14	
> Breeding Cages.....	Page 14 - 19	
> Mix-&-Match System.....	Page 17 - 18	
> Capacities.....	Page 19	
4. Free-Range.....	Page 20	
> Nesting Boxes.....	Page 21	
> Slat Flooring.....	Page 22	
> Watering Systems.....	Page 23	
5. Processing & Transport.....	Page 24	
> Feather Pluckers.....	Page 25	
> Processing Units.....	Page 26	
> Transport Coops.....	Page 27	
6. Ordering.....	Page 28	



**hatchingtime**<sup>TM</sup>

***“The Most Hygienic & Modular Poultry Supplies”***

Hatching Time offers the most hygienic and technologically advanced chick & game bird supplies on the market. For the last 35 years, poultry scientists have developed, re-engineered, and perfected our products. From incubation to processing, Hatching Time offers everything you will need for your quail, chicken, partridge, turkey, duck, pheasant, geese or other birds.

Hatching Time, LLC is a family-founded business located in Newark, Delaware and a proud distributor of Cimuka products across the United States, Canada, and Mexico. Hatching Time works primarily with large and small farmers, homesteaders, hatcheries,, universities, schools, 4H clubs, government organizations and many other poultry related companies.

**Happy Hatching from Hatching Time!**



# Incubation

Setter & Hatchers



## Perfected Hatchery Solutions for Homesteaders, Small Farmers and Professionals

### PD Series

Prodi® PD series offers 4 different models with 30 and 60 egg capacities. SH coded models come with a Conturn™ automatic egg turning system. All models have automatic temperature control and digital humidity displays.



PD30

PD60

### CT Series

Prodi® CT series offers 9 different models with 60 / 120 / 180 egg capacities. All models provide a fully automatic egg incubation experience to users with a Conturn™ automatic turning system and automatic humidity control with a patented Humisonic™ system.



CT60SH

CT120SH

CT180SH

## **HB Series**

Prodi® HB series offers 12 different models with 175 / 350 / 490 / 700 egg capacities. Each egg capacity comes in 3 different styles: setters (S), hatchers (H), and combined (C). All models provide a fully automatic egg incubation experience to users with patented TurnXTM automatic egg turning system and Humisonic™ automatic humidity control system.





Special Order Only!  
Details: (800) 511-1369



T4800 SH-S



T4800 SH-H

## TR Series

The TR Series offers a wide range egg capacity between 640 and 10,000 eggs. Setters (S), Hatchers (H), Combined Types (C) and All set/ All hatch (SH) models allow you to select the ideal hatchery system for your production. A line of custom designed setter trays for all poultry types and game provides you with multi-purpose usage. Fully assembled delivery and modular design provides easy delivery, functional usage and fast service solutions.

## Technology

With over 35 years of research and development backing our products, Hatching Time is proud to bring you the most technologically advanced poultry raising equipment on the market. For more information and a break-down of each patent, please visit us online where you will find our technology link




FULL DETAILS






**Conturn™** egg turning systems are silent, vibration-free, and cost effective. The low-energy, 1W motor is silent & vibration-free which minimizes the mechanical stress on the egg. Increase your efficiency with a complete 45-degree turn! For 2 hours at a time, the egg turning system provides a full 90-degree rotation without the need for a timer. The special egg turning system is available in incubators with a capacity of 60, 120, or 180 eggs. Fits: PD/CT

**DiGiFEEL™** patented incubation control system that delivers next-level digital controls, sensors and software. The patented technology in **DiGiFEEL™** is a concept aimed at controlling the environmental on the incubator. The focus is providing the perfect conditions for temperature, humidity, pressure, and gas by using high-tech hardware and software to control every situation.



**TurnX™** egg racking systems fit T Series and only use 12 Watts! For any heavy user, this is a huge cost savings. Constructed from high-quality ABS plastic and chromium-steel (SS304), the manufacturer goes a step further with a IPX6 protection class, which protects the units from dust and humidity. The one arm modular design eliminates the need for costly components such as multiple mechanical arms, chains, stop sweaters, ventilation interceptors, etc. Further, less parts means less vibration on both your parts and eggs. The motor drives reduced mechanical stress by providing soft starting and finishing motions.

**HatcheCO<sub>2</sub>™** patented ventilation system offers a fully automatic ventilation solution. By measuring the egg's breathing amount in the incubator, the necessary ventilation is provided at exactly the required rates. This saves up to 60% in heat & humidity. NDIR sensors in the unit measure infrared to provide very precise measurement.



**Humisonic™** patented humidification technology uses sound waves to convert liquid water molecules into gas. Without the need for fans, the technology provides cabin humidification with natural air flow. This prevents humidification-induced cabin temperature differences. Models with different humidification capacities have very low energy consumption. The unit is mounted on top of the machine and does not take up much space. The unit provides external humidification from the water in the tank.

**Airroute™ Plus** ventilation system provides the optimal temperature and humidity within each incubator. In 2011, when the EcoTECH environmental material and energy efficiency concept was launched, Cimuka's response was **Airroute™ Plus**. This new ventilation system boasts IP55 protection against damp and dusty water, eliminates voltage drops resulting in air distribution problems, and uses a minimal amount of electricity resulting in incredible energy savings. Since 2016, **Airroute™ Plus** has become the standard tech for all PD series incubators. Incubator Series: CT, HB, TR are being converted..



# Egg Capacities


Series	SKU	Quail	Partridge	Pheasant	Chicken	Turkey / Duck	Goose / Peacock	Ostrich	Power	
									Average	Max
PD	PD30 SH / H	54-78*	42	36	30	20	12**	-	25	65
	PD60 SH / H	108-156*	84	72	60	40	24**	-	30	85
CT	CT60 SH / S / H	108-156*	84	72	60	40	24**	-	50	140
	CT120 SH / S / H	216-312*	168	144	120	80	48**	-	65	195
	CT180 SH / S / H	324-468*	252	216	180	120	72**	-	70	225
HB	Hb175 C / S / H	495	280	240	175	120	75	-	75	225
	Hb350 C / S / H	990	560	480	350	240	150	-	100	300
	Hb500 C / S / H	1386	784	672	490	336	210	-	115	300
	Hb700 C / S / H	1980	1120	960	700	480	300	-	160	425
TR	<b>Setters</b>									
	T960 S	2496	1848	1296	960	756	480	45	400	1200
	T1280 S	3328	2464	1728	1280	1008	640	60	425	1200
	T1600 S	4160	3080	2160	1600	1260	800	75	450	1200
	T2400 S	6240	4620	3240	2400	1890	1200	120	550	1250
	T3200 S	8320	6160	4320	3200	2520	1600	150	700	1600
	T4800 S	12480	9240	6480	4800	3780	2400	240	850	1900
	<b>Hatchers</b>									
	T640 H	1664	1232	864	640	504	320	24	200	700
	T960 H	2496	1848	1296	960	756	480	36	350	1200
	T1280 H	3328	2464	1728	1280	1008	640	48	400	1200
	T1600 H	4160	3080	2160	1600	1260	800	60	425	1200
	T2400 H	6240	4620	3240	2400	1890	1200	90	500	1250
	T3200 H	8320	6160	4320	3200	2520	1600	120	600	1600
	T4800 H	12480	9240	6480	4800	3780	2400	180	750	1900
	<b>Combined Types ( Setter + Hatcher)</b>									
	T1280 C	2496+832	1848+616	1296+432	960+320	756+252	480+160	-	425	1200
	T1600 C	3328+832	2464+616	1728+432	1280+320	1008+252	640+160	-	450	1200
	T2400 C	4992+1248	3696+924	2592+648	1920+480	1512+378	960+240	-	550	1250
	T3200 C	6656+1664	4928+1232	3456+864	2560+640	2016+504	1280+320	-	700	1600
	T4800 C	9984+2469	7392+1848	5184+1296	3840+960	3024+756	1920+480	-	850	1900
	<b>All Set-All Hatch Types</b>									
	T1600 SH	4160	3080	2160	1600	1260	800	75	500	1200
	T2400 SH	6240	4620	3240	2400	1890	1200	120	600	1250
	T3200 SH	8320	6160	4320	3200	2520	1600	150	750	1600
	T4800 SH	12480	9240	6480	4800	3780	2400	240	900	1900

\* with optional QT13 quail tray

\*\* with optional GT03 goose rack. Voltage: 110V 50 - 60Hz

# Brooding

Chick Brooders & Grow Out Pens



## Chick Brooders

Stackable & power-washable brooding houses ensure your birds grow up in the cleanest home out there! The grow up unit perfects the feeding and watering processes, ensures perfect temperatures within, and keeps your birds clean with technologically advanced features. To prevent disease, rust-proof materials are used in unison with curved edges and a closed drinking system.

### 9.5" Brooder

**Max: 5 Layers**



**CB25 Model**

### 15" Brooder

**Max: 4 Layers**




**CB40 Model**

These units are great for small breeds such as quail, partridge, pheasant, smaller chickens and more.

These units are great for small breeds and large breeds such as chicken, duck, goose, turkey, ostrich, peacock & more.

### Which Model to Pick?

If you only plan to raise small breeds, we suggest the 9.5" brooder. However, if you plan to raise a variety of birds, the 15" brooder will be more versatile. From quail to turkey, the 15" brooder will do it all!



Showing 9.5" Brooder Overview

### Automatic Drinkers

Adjustable drinker cups reduce bird wetting. 2 - 5 gallon water tanks deliver algae-free water to drinkers.



### Smart Feeders

Feed grill covers reduce feed loss. Customer claim a 30% feed savings over time!  
*Includes 3 starter feeders*

### Chick Floor Mats

For the first 2 weeks, anti-bacterial mats prevent slipping which makes walking and standing easier. Plus, the mats are washable and help insulate your

### 20" Heating Units

Each layer contains a 20" space heater that can be adjusted from 68-104°F. As opposed to a heat bulb, the long heater allows your birds to comfortably spread out.



### Portable

Wheel the unit outside to power-wash it down. Plus, the front wheels have locks.

### Manure Trays

Deep, washable trays make manure removable easy. Simply slide out the tray, wash and go!

# Brooder Capacities

## Find Max Brooder Capacity

### Step 1: Determine Necessary Weeks in Brooder

Ex: If you brood in an environment that averages 90 degrees you will need less time in the brooder, therefore allowing more birds to be brooded completely. If you look at the chart, you can see that you only need heat for 4 weeks

Week	Required Temp	Required Light
1	101-104°F (38-40°C)	Light ON: 24 hr/day
2	97-101°F (36-38°C)	Light ON: 24 hr/day
3	94-97°F (34-36°C)	Light ON: 20-22 hr/day
4	90-94°F (32-34°C)	Light ON: 16-18 hr/day
5	86-90°F (30-32°C)	Light ON: 12-14 hr/day
6	83-86°F (28-30°C)	Light ON: 8-10 hr/day

### Step 2: Locate Bird & Determine Capacity

Next, locate the bird you are brooding From there, move over to the amount of weeks you found from above. This number will be the max amount of birds you can keep until heat is no longer needed Warmer climates can raise more birds per sq. ft.

\* Decrease heater temperature by 2°C each week

\* After 2 weeks, turn light off for 2-4 more hours each week



## Brooder Capacity by Week

Bird	Size	Week						SKU	
		1	2	3	4	5	6	9.5" Models	15" Models
Quail	2 Section	45 - 50	35 - 45	25 - 35	20 - 30	15 - 25	10 - 20	CB25-02-1K	CB40-02-1K
	1 Layer	70 - 80	55 - 70	45 - 60	30 - 50	25 - 40	15 - 30	CB25-03-1K	CB40-03-1K
	2 Layer	140 - 160	110 - 140	90 - 120	70 - 100	50 - 80	30 - 60	CB25-03-2K	CB40-03-2K
	3 Layer	210 - 240	165 - 210	135 - 180	105 - 150	75 - 100	45 - 90	CB25-03-3K	CB40-03-3K
	4 Layer	280 - 320	220 - 280	180 - 240	140 - 200	100 - 160	60 - 120	CB25-03-4K	CB40-03-4K
	5 Layer	350 - 400	275 - 350	225 - 300	175 - 250	125 - 200	75 - 150	CB25-03-5K	
Pheasant Pheasant	2 Section	40 - 45	30 - 35	20 - 25	15 - 20	8 - 13	5 - 8	CB25-02-1K	CB40-02-1K
	1 Layer	60 - 70	45 - 55	30 - 40	25 - 30	15 - 20	9 - 12	CB25-03-1K	CB40-03-1K
	2 Layer	120 - 140	90 - 110	70 - 80	50 - 60	30 - 40	18 - 24	CB25-03-2K	CB40-03-2K
	3 Layer	180 - 210	136 - 165	105 - 120	75 - 90	45 - 60	27 - 36	CB25-03-3K	CB40-03-3K
	4 Layer	240 - 280	180 - 220	140 - 160	100 - 120	60 - 80	36 - 48	CB25-03-4K	CB40-03-4K
	5 Layer	300 - 350	225 - 275	175 - 200	125 - 150	75 - 100	45 - 60	CB25-03-5K	
Chicken	2 Section	20 - 25	15 - 20	10 - 15	8 - 12	6 - 10	4 - 6	CB25-02-1K	CB40-02-1K
	1 Layer	35 - 40	25 - 30	15 - 20	10 - 15	8 - 13	6 - 9	CB25-03-1K	CB40-03-1K
	2 Layer	70 - 80	50 - 60	30 - 40	20 - 30	16 - 26	12 - 18	CB25-03-2K	CB40-03-2K
	3 Layer	105 - 120	75 - 90	45 - 60	30 - 45	24 - 39	18 - 27	CB25-03-3K	CB40-03-3K
	4 Layer	140 - 160	100 - 120	60 - 80	40 - 60	32 - 52	24 - 36	CB25-03-4K	CB40-03-4K
	5 Layer	175 - 200	125 - 150	75 - 100				CB25-03-5K	
Turkey Goose	2 Section	20 - 25	12 - 17	3 - 5				CB25-02-1K	CB40-02-1K
	1 Layer	35 - 40	20 - 25	5 - 10				CB25-03-1K	CB40-03-1K
	2 Layer	70 - 80	40 - 50	10 - 20				CB25-03-2K	CB40-03-2K
	3 Layer	105 - 120	60 - 75	15 - 30				CB25-03-3K	CB40-03-3K
	4 Layer	140 - 160	80 - 100	20 - 40				CB25-03-4K	CB40-03-4K
	5 Layer	175 - 200	100 - 125	25 - 50				CB25-03-5K	





## Grow Out Pens

Are your chicks done with the necessary heat from the brooder but need a home before they are big enough to join the flock? We suggest a grow out pen. Grow out pens are great for the teens months before your birds start producing eggs. The open design allows for your birds to spread out.

### 9.5" Grow Out Pen

**Max: 5 Layers**




**GL25 Model**

These units are great for small breeds such as quail, partridge, pheasant, smaller chickens and more.

### 15" Grow Out Pen

**Max 4 Layers**




**GL40 Model**

These units are great for small breeds and large breeds such as chicken, duck, goose, turkey, ostrich, peacock & more.

### Which Model to Pick?

Both units have an open floor plan (no dividers). The 9.5" Models have enclosed sides and feeders to stop escapees. The 15" is great for birds that are larger and need more height to grow out.



Showing 15" Grow Out Pen Overview

# Breeding

Cages for Quail, Partridge, Chickens



## Stackable Breeding Cages

Power-washable cages make breeding, easy and hygienic, by perfecting the feeding and watering processes, removing waste efficiently and increasing fertility with comfortable, rust-proof, elliptical COMFORTPLAST™ materials, in order to promote the highest standard of hygiene. Reduce feed loss with shock-proof feed grill covers, prevent disease with a filtered, seamless watering system and stop egg cracking with perfectly tilted egg roll-out trays.



### By Bird



**Quail**  
1 - 5 Layers



**Partridge**  
1 - 4 Layers



**15" Chicken**  
1 - 4 Layers



**22" Chicken**  
1 - 3 Layers

COMFORTPLAST™ cages are equipped with standard features that promote safe and sanitary breeding

Cages differ by wall dividers, open community floorplans, ceiling height and slight alterations that make each cage perfect for the designated bird.

### Automatic Drinkers

Refillable water tank (1-5 gallon available) uses an anti-algae, silicone hose to deliver filtered water through an anti-bacterial PVC square pipe to 3 steel nipple drinkers. Drinker cups are attached below to prevent bird wetting and to keep manure dry.

### Smart Feeders

Feed grill covers reduce feed loss. Customer claim a 30% feed savings over time!

### Egg Roll-Out Tray

Collect clean eggs without disturbing your birds.

### Portable

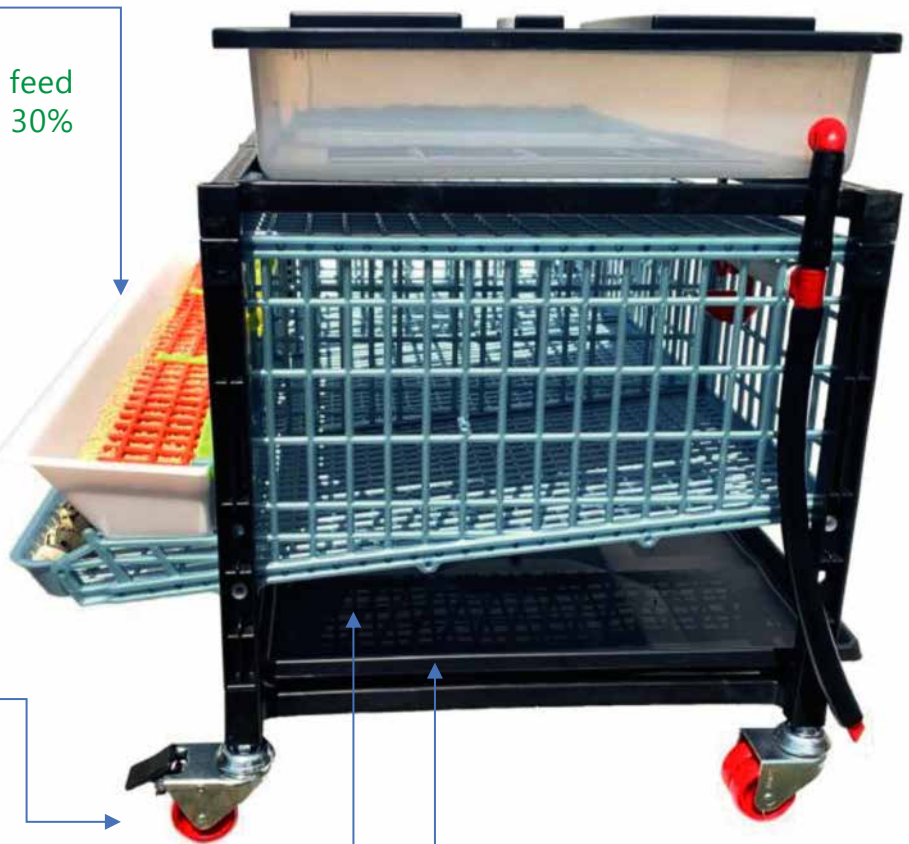
Collect clean eggs without disturbing your birds.

### Elliptical Flooring

Flexible flooring makes standing, walking, spawning and mating more comfortable. This results in higher egg production rates and fewer feet problems.

### Manure Trays

Deep, washable trays make manure removable easy. Simply slide out the tray, wash and go!





## Mix-&-Match Layers

### Raise Quail

SKU: BYK-03-TA

Jumbo, Coturnix, Bobwhite & many more. The automated sectional layer makes breeding quail super sanitary!

### Brood Small Chicks

SKU: CB25-03-TA

These layer are great for small breeds such as quail, partridge, pheasant, smaller chickens and more.

### Brood Large Chicks

SKU: CB40-03-TA

These layers are great for small breeds and large breeds such as chicken, duck, goose, turkey, ostrich, peacock & more.

### Large Chickens

SKU: TYK60-03-TA

These open 22" tall chicken cages are great for 1 rooster and 1-3 hens.



NOTE: Do not stack higher than 6 feet. Stack up to either 4 or 5 layers, depending on the layer height.


## Layer Additions

COMFORTPLAST™ stacking cage systems allows you to mix-&-match your own custom brooding and breeding experience, up to 6' tall. For example, there can be one layer for brooding quail, 1 layer for adult quail and 1 layer for chickens.

### Brooders



9.5" Brooder - CB25-03-TA



15" Chicken - TYK40-03-TA

### Grow Out Pens




9.5" Grow Out Pen - GL25-03-TA



15" Grow Out Pen - GL40-03-TA


### Breeding Cages




Quail - BYK-03-TA



Partridge - KYK-03-TA



15" Chicken - TYK40-03-TA



22" Chicken - TYK60-03-TA

# Cage Capacities

	Capacity After 6 Weeks Of Age			Model	Layer Style
	Quail	Partridge	Chicken / Duck		
Quail Cages	5 - 7			BYK-01-1K	1 Section
	10 - 14			BYK-02-1K	2 Section
	15 - 21			BYK-03-1K	1 Layer
	30 - 42			BYK-03-2K	2 Layer
	45 - 63			BYK-03-3K	3 Layer
	60 - 84			BYK-03-4K	4 Layer
	75 - 105			BYK-03-5K	5 Layer
Partridge Cages		3 - 4		KYK-01-1K	1 Section
		6 - 8		KYK-02-1K	2 Section
		9 - 12		KYK-03-1K	1 Layer
		18 - 24		KYK-03-2K	2 Layer
		27 - 36		KYK-03-3K	3 Layer
		36 - 48		KYK-03-4K	4 Layer
Chicken Cages			1 - 2	TYK40-01-1K	1 Section 15"
			2 - 4	TYK40-02-1K	2 Section 15"
			3 - 6	TYK40-03-1K	1 Layer 15"
			6 - 12	TYK40-03-2K	2 Layer 15"
			9 - 18	TYK40-03-3K	3 Layer 15"
			12 - 24	TYK40-03-4K	4 Layer 15"
			1 - 3	TYK60-03-1K	1 Layer 22"
			2 - 6	TYK60-03-2K	2 Layer 22"
			3 - 9	TYK60-03-3K	3 Layer 22"

# Free-Range

Nesting Boxes, Slat Flooring, Water Systems





## Nesting Boxes

Front Collection



NB-PR-1FC



NB-PR-2FC



NB-PR-3FC


Back Collection



NB-PR-1BC



NB-PR-2BC



NB-PR-3BC

**Stacked** (Front OR Back Collection)



NB-PR-6BC



NB-PR-6FC

**Classic**



NB-EC-1S-B-GR


## Slat Flooring

Slat specially designed for gamebirds, hens and breeders. Manure drops to the floor below. This slat is constructed with high-quality, durable Polypropylene plastic to create a long-lasting flooring. The floor allows a secure foothold with an anti-slip surface that promotes healthy feet. Plus, it is easy to disinfect and assemble.

### Leg Heights



### Hole Sizes



**18 Hole Slat**  
Hole Size: 7/8"

**23 Hole Slat**  
Hole Size: 3/4"




# Watering

Easily hang drinkers for a free-range setup. We offer various types of drinkers and cups for every type of poultry. The opportunities for a custom design are endless with the various connectors. Use hose to connect pipes and wrap around corners.


## PVC Pipe for Hanging Drinkers

Ending indicators: "K" "I" "T"


For example, "K-I" would indicate the PVC pipe has a "K" and "I" ending.








**K**  
Closed



**I**  
Straight



**T**  
T-Connector

	8"	14"	25"	38"
K-I				
I-T				
K-T				
I-I				

*All sizes are available online*

## PVC Pipe Accessories & More



DIY Tank Setup



Hanging Drinkers



PVC Hangers




12 oz      25 oz

Starter Drinkers



Algae-Free Hose & Connectors



1 Gallon      2 Gallon      5 Gallon

Water Tanks



1 Gallon      2 Gallon      5 Gallon

Water Tank (Float Valve Included)

# Processing & Transport

Feather Pluckers, Processing Units, Transport Coops



# Sanitary Processing Solutions for Homesteaders, Small Farmers and Professionals

## i-Pluck™ Wet Feather Pluckers

Launched in 2014, i-Pluck™ brings direct-drive technology to the plucking industry. After years of research and development, direct-drive technology virtually eliminates the need for pulleys and belts. This promotes a simple, effective and low-energy plucking experience. Not only will this save you money but also prolong the life of the unit!

"Food-grade" plastic is used to prevent rust. In unison with the 100% natural rubber fingers, Cimuka's wet feather pluckers are the most sanitary, efficient units on the market. All i-Pluck™ products are modular in design.

On the go? Easily transport the light-weight unit in your vehicle.



**Goose / Duck**  
YL-PL-CW03-G



**Quail**  
YL-PL-CW03-Q



**Chicken (Small)**  
YL-PL-CW02-C



**Chicken (Large)**  
YL-PL-CW03-C



**Turkey**  
YL-PL-CW03-T



## 100% Natural Rubber Plucking Fingers

Don't forget, plucking finger placement is critical to effective plucking. Cimuka's pluckers offer a variety of fingers to ensure perfect plucking every time.




**YL-DPH-02**

## Processing Units

These units are designed for hygienic, fast and stress-free slaughtering. The cone's shape restrains the bird to reduce the chance of wing damage and bruising. The cone's design funnels the blood to a drip tray below.

### Rotating Units (Interchangeable Heads)

Replace heads for various birds. Simply purchase one unit with legs, then purchase replacement heads



**Purchase  
Different  
Heads For  
Your Stand**

### Stationary Processing Units (Chicken, Turkey, Goose)



**Cone Hangers**

## Transport Coops



**2 Door Gamebird**  
SKU: 301021



**3 Door Turkey**  
SKU: 301102



**Top Door Chicken (Small)**  
SKU: 301005



**2 Door Chicken (Small)**  
SKU: 301007



**Top Door Chicken (Large)**  
SKU: 301004



**2 Door Chicken (Large)**  
SKU: 301003

## Order Online

Scan QR Code or Visit:

[www.hatchingtime.com](http://www.hatchingtime.com)



## Contact Us

[info@hatchingtime.com](mailto:info@hatchingtime.com)

(800) 511-1369

*Located in Delaware*

Hatching Time, LLC  
305 Ruthar Dr. Suite C  
Newark, DE 19711

    /hatchingtime







**hatchingtime**<sup>TM</sup>



***“The Most Hygienic Chick & Game Bird Supplies on the Market”***

Hatching Time offers the most hygienic and technologically advanced chick & game bird supplies on the market. For the last 35 years, poultry scientists have developed, re-engineered, and perfected our products. From incubation to processing, Hatching Time offers everything you will need for your quail, chicken, partridge, turkey, duck, pheasant, geese or other birds.

Copyright © 2022 Hatching Time, LLC



**Order Online**

Scan QR Code or Visit:


[www.hatchingtime.com](http://www.hatchingtime.com)



## Contact Us

[info@hatchingtime.com](mailto:info@hatchingtime.com)

(800) 511-1369



*Located in Delaware*

Hatching Time, LLC  
305 Ruthar Dr. Suite C  
Newark, DE 19711

    /hatchingtime

