

Smart Thinking!

Welcome to Thinkwell’s College Algebra CLEP® Prep course! We’re here to help you make the most out of this experience.

Studies show that students who earn credit through CLEP have better academic outcomes than their non-CLEP counterparts. And, did you know that students who earn credit through CLEP also have a better degree completion rates? [*\(source\)*](#)

You’ve taken the first step on the path towards college success. Congratulations! Now, let’s get started...

This Getting Started guide covers

CLEP® Prep Course Overview.....	2
Deciding your course work strategy.....	2
How to access the course content.....	3
What to do when you’ve finished.....	4



NEED HELP?

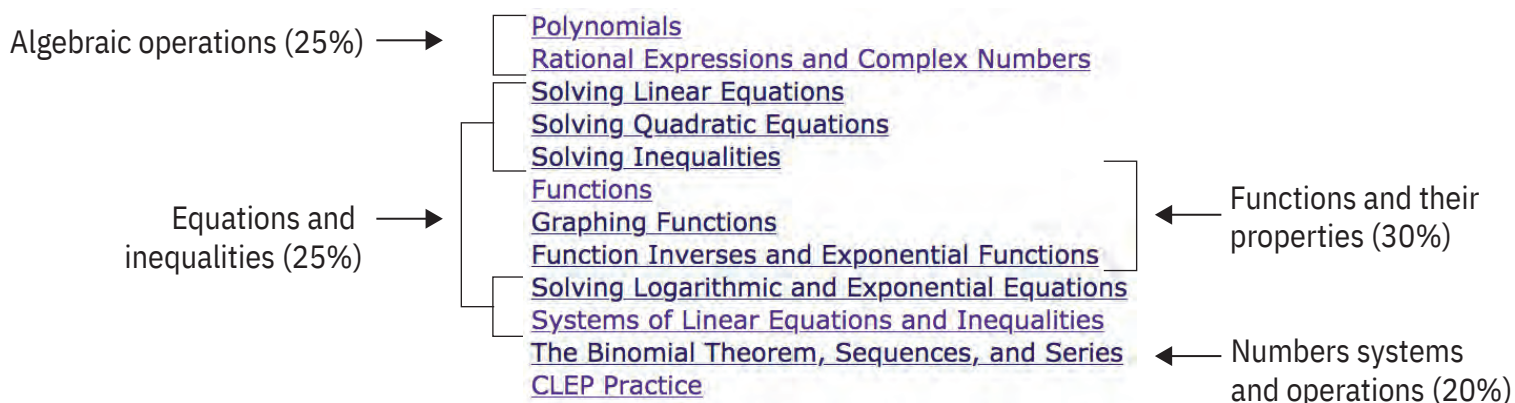
That’s what we’re here for.

Reach out to us at Thinkwell technical support at any time.

Email: Support@thinkwell.com

• Course Overview

The College Algebra CLEP® exam covers skills and concepts that are usually taught in a one-semester college course in algebra. We've organized our course content to address the topics that will be on the test, specifically: Algebraic operations (25%), Equations and inequalities (25%), Functions and their properties (30%), and Numbers systems and operations (20%).




Questions on the College Algebra exam require test takers to:





- Solve routine, straightforward problems (about 50% of the exam)
- Solve non-routine problems requiring an understanding of concepts and the application of skills and concepts (about 50% of the exam)

• Deciding your Course work strategy


I want to take it step-by-step, one lesson at a time




Follow the table of contents, topic by topic. Access the course content and lessons from the Course Home page, Click a chapter link and complete each lesson in the order that they appear. We recommend the following work plan when completing a lesson:

-  Open and print the lesson notes. Keep these notes handy to annotate as you view the video lectures.
-  View the lesson video lectures and take notes as you watch.
-  Complete the lesson exercise.
-  At the end of each chapter, complete the Pre-Test and Chapter Test for content mastery.

FAST-TRACK– I don't have a lot of time. I only want to do the lessons that I need to.



Use the Pre-tests and Chapter tests as “diagnostic” assessments. Only complete the topics you need. Find the “Pre-Test” link at the end of each chapter. Take the Pre-Test and after click the “Guide” button. The Guide will show you which questions you missed, a step-by-step explanation for the question and a link to the topic where that content is covered.

-  Take the Pre-Test and then click the “Guide” button to get a custom study path.

[Guide](#)

Only do the lessons you need to in the amount of time you have.

• How to access the course content

The course material is organized as a ‘table of contents,’ with Chapters, Sub-chapters, and Topic Lessons. The core content of the course resides at the Topic level.

Each Topic will have one or more video lessons to view, along with illustrated pages of course notes, sample problems, and an interactive practice set of exercises. *Sample Topic contents:*

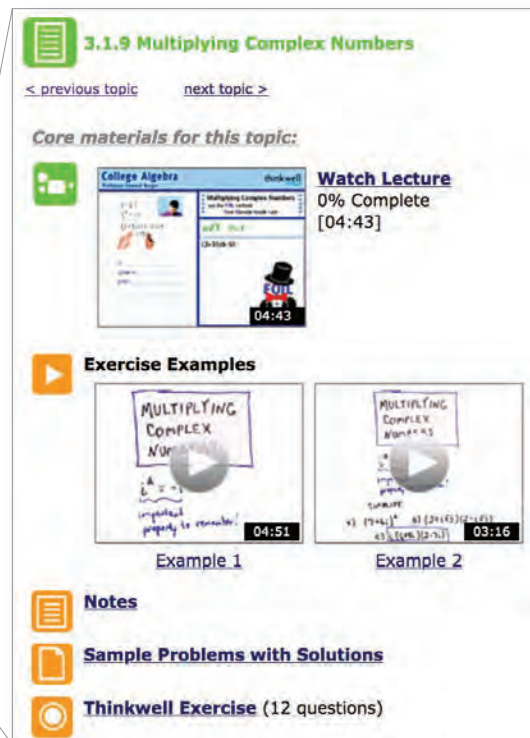
3 Rational Expressions and Complex Numbers

Please select the appropriate subchapter or topic below to access notes, exercises and other course material.

[< previous chapter](#) [All chapters](#) [next chapter >](#)

3.1 Rational Expressions and Complex Numbers



- [3.1.1 Rational Expressions and Domain](#)
- [3.1.2 Working with Fractions](#)
- [3.1.3 Writing Rational Expressions in Lowest Terms](#)
- [3.1.4 Multiplying and Dividing Rational Expressions](#)
- [3.1.5 Adding and Subtracting Rational Expressions](#)
- [3.1.6 Introducing and Writing Complex Numbers](#)
- [3.1.7 Rewriting Powers of \$i\$](#)
- [3.1.8 Adding and Subtracting Complex Numbers](#)
- [3.1.9 Multiplying Complex Numbers](#)
- [3.1.10 Dividing Complex Numbers](#)



The screenshot shows the course interface for the topic '3.1.9 Multiplying Complex Numbers'. At the top, there are navigation links for '< previous topic' and 'next topic >'. Below this, the section is titled 'Core materials for this topic:'. There are three main sections: 1. 'Watch Lecture' with a video thumbnail showing a person at a whiteboard, a '04:43' duration, and '0% Complete [04:43]'. 2. 'Exercise Examples' with two video thumbnails: 'Example 1' (04:51) and 'Example 2' (02:16), both showing handwritten math on a whiteboard. 3. A list of resources: 'Notes', 'Sample Problems with Solutions', and 'Thinkwell Exercise (12 questions)'. Each resource has a corresponding icon (document, book, and play button).

Complete the lessons in order that they appear. At the end of each section you will find a Pre-Test and a Chapter Test for the section. Complete the tests to demonstrate mastery. Check the “Guide” feature for step-by-step feedback for any questions you missed.

The last chapter in the table of contents is CLEP Practice. There you will find two, full-length practice CLEP tests. Each test is 60 questions, the same number of questions that you will find on the actual CLEP test. All questions on both the practice CLEP tests and the actual CLEP are multiple choice. You are allowed to use a calculator during the exams.

-  [Practice 1: CLEP College Algebra Exam](#)
-  [Practice 2: CLEP College Algebra Exam](#)

The computer-based CLEP test you will take for credit is limited to 90 minutes. The Thinkwell practice tests are not timed.

You may take the Practice CLEP tests as many times as you care to. We recommend printing them out and working out your answers offline, then logging back in, clicking the “Resume” button and entering your answers.

After you complete the tests your answers will be automatically scored and you will see a step-by-step explanation of the question item. 3

• What to do when you're finished



Congratulations! You made it through the course successfully and now you're ready to take the next step.

The College-Level Examination Program (CLEP) awards college credit at more than 2,900 U.S. colleges and universities for demonstrating proficiency in a subject.

By earning a satisfactory score on a CLEP test, you may earn the same amount of credit as a student who successfully completed the same course at that school.

Be aware that not all colleges have the same CLEP policies—so before registering for a CLEP exam, be sure to check with your school to see what their credit policies are for CLEP test scores.

Register online [HERE](#) to take the CLEP test.

See what schools accept CLEP credit [HERE](#).

• Did we miss anything? Let us know!

We're committed to making your experience with Thinkwell Homeschool great.

Thanks for the opportunity to be your partner in Thinking Well!

• Contact Us!

Email Thinkwell Support
Support@thinkwell.com

Chat Support available M-F
9am – 5pm CST

www.ThinkwellHomeschool.com

Follow Us on Facebook!
<https://www.facebook.com/ThinkwellLearning>

