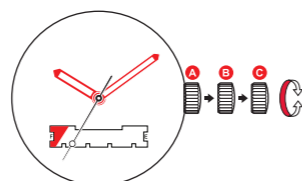




INSTRUCTION MANUAL AND WARRANTY INFORMATION

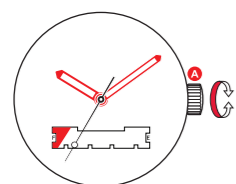
Thank you for purchasing this ARCHON watch. The following instructions are provided to help you familiarize yourself with the proper operation and care of your ARCHON watch. To ensure correct use, please read and follow the instructions carefully.



- A Crown [A] position**
- B Crown [B] position**
- C Crown [C] position**
(To access these functions, gently unscrew crown)

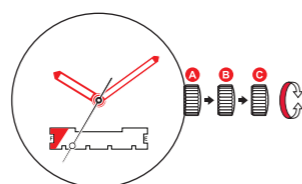
01

02



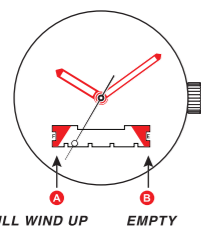
WINDING THE MAINSPRING
Automatic winding watches can be manually wound by turning the crown in [A] Position. Gently unscrew the crown, then turn it clockwise 6-10 times until the second hand starts to move naturally.

03



ADJUSTING TIME
1. Unscrew the crown to the [A] position.
2. Rotate the crown in [C] position and adjust the standard time.
3. Push back to [A] position then gently screw in the crown.

04

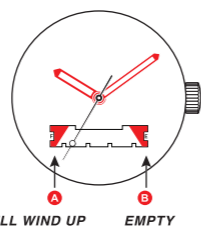


FULL WIND UP CONDITIONS
Rotary speed: 30rpm
Operating time: 60 minutes

- A FULL WIND UP**
- B EMPTY**

FULL WIND UP EMPTY

05



CHECKING THE POWER RESERVE
The red power reserve hand moves to indicate the power reserve level.

The red power reserve hand shown in [A] Position. The power reserve level is fully charged.

The red power reserve hand shown in [B] Position. The power reserve level is empty.

FULL WIND UP EMPTY

06

PRECAUTIONS AND PREVENTIVE MEASURES

Temperature

Do not expose your watch to sudden temperature changes (exposure to sunlight followed by immersion in cold water) or extreme temperatures [over 60°C (140°F) or below 0°C (32°F)].

Magnetic Fields

Do not expose your watch to intense magnetic fields such as loudspeakers, portable telephones, computers, refrigerators, and other electromagnetic appliances.

Shocks

Avoid thermal or other shocks as it may harm your watch. In the event of a violent shock please contact ARCHON.

Care and Checks

Clean the case and bracelet regularly using a soft cloth to prevent any corrosion caused by perspiration. To clean all water-resistant watches use a toothbrush and soapy water, and then dried with soft cloth.

07

Water Resistance

This watch is rated to 20ATM / 200M / 660 FT.

Water resistance of watches is rated based on laboratory pressure tests comparable to a swimmer or diver sitting still at that pressure level. However, many water-based activities involve a lot of movement and other environmental changes. These exceptions to how the watch was rated may challenge or defeat the water protection features of a water-resistant watch. The water resistance of a watch cannot permanently be guaranteed. It may be affected by the aging of gaskets or by accidental shock to the crown.

Never activate the time-setting crown and the pushers while the watch is underwater and make sure that the crown is pushed/screwed down tightly after every operation. Do not under any circumstances open the watch yourself.

We do not recommend subjecting our watches to hot tub or jacuzzi use.

08

International Warranty

ARCHON guarantees this watch for a period of twelve (12) months from the original date of purchase, with the exception of loss, theft and damages resulting from ill treatment.

Any modification to your watch by the addition of non-original parts, or the substitution of parts with non-original parts will void your warranty.

09



www.archonwatches.com

10