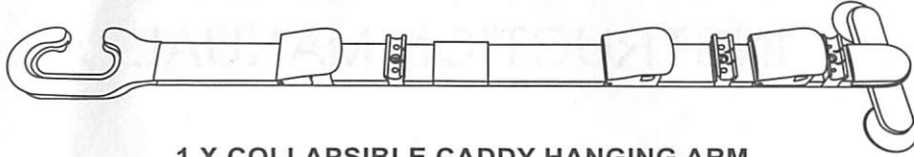
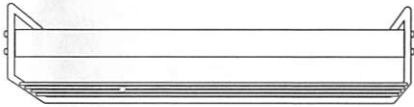


INCLUDED PARTS



1 X COLLAPSIBLE CADDY HANGING ARM



2 X WIRE BASKET SHELVES



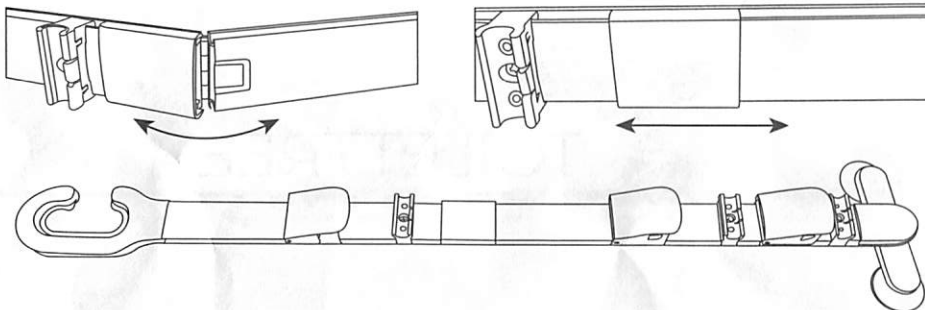
1 X ACCESSORY SOAP TRAY



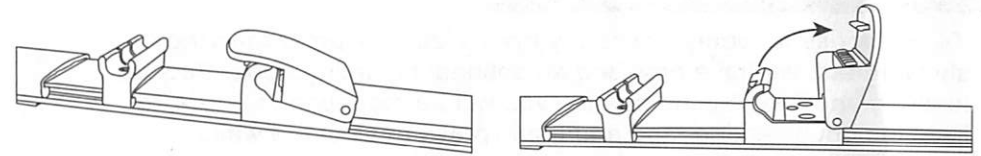
1 X OPTIONAL MOUNTING HOOK

ASSEMBLY:

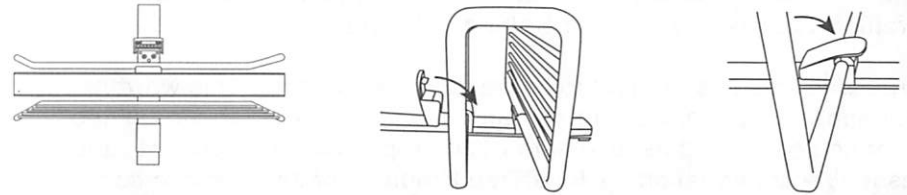
To begin assembling the shower caddy, you need to lock the caddy into the open position. Open the caddy so it lays flat. In the middle of the arm, slide the lock into place.



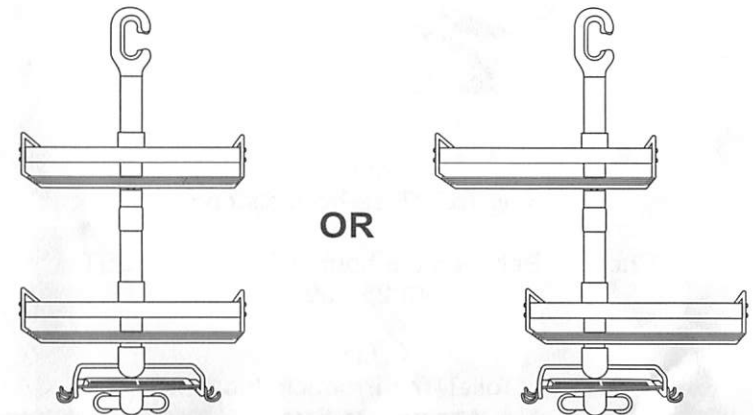
Once the caddy is locked in place, you can insert the wire baskets into place. Open the top latch on the caddy arm.



Snap the basket into the caddy arm by pushing the basket down (only apply pressure to the back part of the basket when snapping into place. Applying pressure to the front of the basket could bend the front of the basket). Once the basket is in place, push the latch down to lock into place. Repeat these steps to attach the second basket and accessory soap tray.



The baskets may be placed in any position - to accommodate larger bottles you can stagger the shelves.



The caddy is now fully assembled and can be hung from any showerhead to be used. To mount the caddy with the optional mounting hook, please see mounting instructions on the next page.

Installing the Optional Mounting Hook:

If you choose to mount the caddy from a location other than the showerhead, we have provided an optional mounting hook. Be sure to clean and fully dry the surface you will be mounting the hook to. Peel the double-sided tape and firmly press against the wall.

TOILETTREE PRODUCTS WARRANTY:

ToiletTree Products provides a 30-day, no risk, unconditional 100% Money-Back Guarantee. If you are not completely satisfied with your purchase, simply return it within 30 days with dated proof of purchase and we will gladly refund your money, in full, no strings attached.

ToiletTree warrants this product to be free from all defects. This warrant does not apply to normal wear or damage due to accident, abnormal use, misuse or neglect. Any defective item will be replaced, at no charge, upon the reasonable confirmation by ToiletTree Products of its defective condition. Simply contact us with proof of purchase by any method below. Our goal is 100% customer satisfaction, so please never hesitate to reach out to us with any questions or concerns.



Email:
info@ToiletTreeProducts.com

Phone – Between the hours of 9am-5pm EST
(888) 251-0985

By Mail:
ToiletTree Products Inc
41 Orchard Street
Ramsey, NJ 07446

HANGING SHOWER CADDY INSTRUCTION MANUAL

