

















-  **Performance Leadership**
-  **Ease of Install**
-  **Leaders in Value**
-  **Fast Setup**
-  **Carrier Grade Approved**

Deploy the Cel-Fi GO G41 Anywhere in the Network, with Full Frequency Coverage

Designed to solve cellular coverage issues for indoor environments, the Cel-Fi GO G41 Smart Signal Repeater is the most powerful carrier-grade solution available. Providing up to 100 dB gain, GO G41 offers class-leading 3G/4G/5G voice and data performance. GO G41 also supports 5GNR operation for seamless network migration and consistent connectivity. In addition to providing cellular coverage up to 3,000 square meters when configured with the included donor and server antennas, the system can be expanded with outdoor or additional server antennas for an increased coverage footprint. Plus, GO G41 is network safe and the easiest solution to install.

Industry Leading Signal Gain

Leveraging Nextivity's award-winning IntelliBoost® chipset, which is engineered to deliver unmatched cellular performance, GO G41 provides up to 100 dB signal gain (depending on the region). This output is over 1000x stronger than any competitor.

Model #	Kit #	Bands	Kit #	Items included:
G41-9E	-001	1, 3, 7, 8, 20	-001	<ul style="list-style-type: none"> • GO G41 Unit  • Power Adaptor  • Whip Antenna (A21-V33-100)  • Patch Antenna with 8M Cable (A51-100-100) 
	-002			
	-003			
G41-JE	-001	1, 3, 5, 7, 8, 28L, 40	-001	<ul style="list-style-type: none"> • GO G41 Unit  • Power Adaptor  • Whip Antenna (A21-V33-100)  • Patch Antenna with 8M Cable (A51-100-100) 
	-002			
	-003			
G41-NE	-001	1, 3, 5, 7, 8, 28U, 40	-002	<ul style="list-style-type: none"> • GO G41 Unit  • Power Adaptor  • Whip Antenna (A21-V33-100)  • Patch Antenna with 1M Cable (A51-101-100) 
	-002			
	-003			
G41-QE	-001	1, 3, 5, 7, 8, 28L	-003	<ul style="list-style-type: none"> • GO G41 Unit  • Power Adaptor 
	-002			
	-003			



3G/4G/5G with Carrier Switching
Select your network operator from the Cel-Fi WAVE app.



Maximum Gain: Industry Leading up to 100dB Gain for 3G/4G/5G Voice and Data

Best Performance: Smart Signal Repeater with IntelliBoost® Chipset Smart Technology

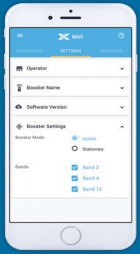
Cellular Coverage:
Up to 30,000 sq. ft. (3,000 m² per unit)

Ease of Setup: 6 Steps for Installers and Maximized by AntennaBoost™

Cel-Fi WAVE:
Setup and Change Modes & Carrier App

DSS: Support for Dynamic Spectrum Sharing

Network Safe:
Carrier Approved with No Noise Guaranty



Flexibility at Your Fingertips

Operator Switching

Selecting your network operator is easy. Just download the Cel-Fi WAVE app and select your mobile network operator from the Settings page.

Antenna Positioning

To optimize your antenna using real-time data and achieve best possible performance, Nextivity's proprietary 8-position dial base in WAVE's Antenna Position Test allows you to compare signal strength when rotating the antenna in 45-degree increments.

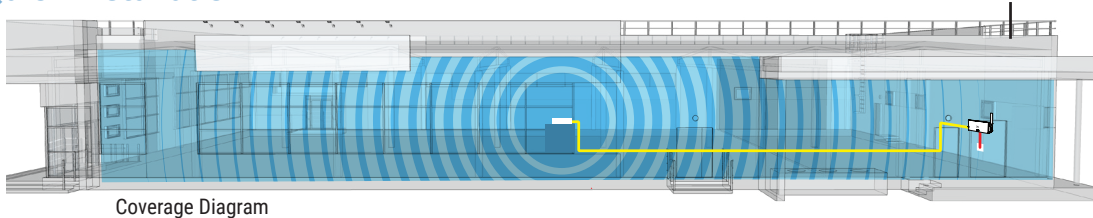
The Cel-Fi GO Smart Signal Repeater paired with Cel-Fi Antennas provide the best solution to optimize performance and streamline installation.

Cel-Fi GO bundles are perfect for:

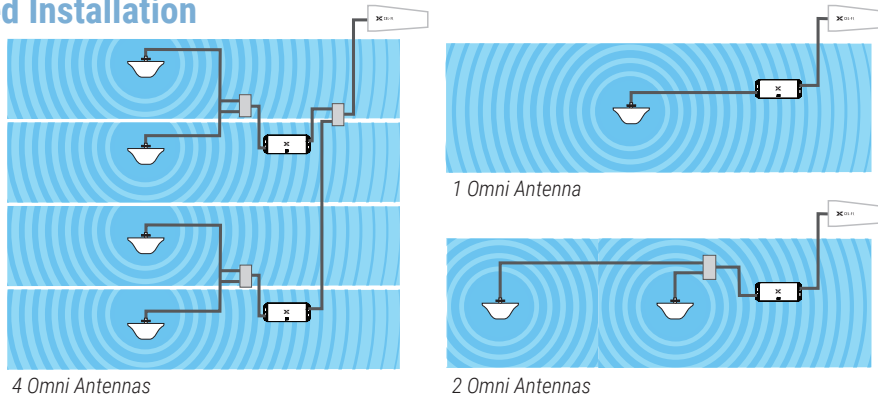
- Government buildings
- Agricultural settings
- Parking garages
- IoT and M2M (machine to machine)
- Small manufacturing operations
- Business in single / multi-level commercial properties
- Remote or rural locations
- Large homes

Paired with either Cel-Fi Omni Dome Antenna(s) for ceiling mounting or Cel-Fi Wideband Panel Antenna(s) for wall mounting, the Cel-Fi GO G41 and Cel-Fi Wideband Directional Antenna is the perfect in-building, remote, and IoT solution. Additional server antennas are available for venues with more floors or dense interior walls. For areas that suffer from extremely poor outdoor signal, the high gain LPDA-R Antenna is available.

Quick Installation



Advanced Installation



Optional Antennas for Advanced Installations



Cel-Fi Wideband Panel Antenna
A11-V43-100



Cel-Fi Wideband Directional Antenna
A32-V32-100



Cel-Fi Indoor Omni Antenna
A52-V32-100



Cel-Fi LPDA-R Antenna
A62-V44-200

6 STEP SETUP

<p>Step 1: Install Server Antennas with Cable</p>	<p>Step 2: Install Donor Antennas with Cable</p>	<p>Step 3: Mount Cel-Fi GO</p>	<p>Step 4: Connect Donor & Server Antennas with Splitter to the Cel-Fi GO</p>	<p>Step 5: Connect the AC Power Source</p>	 <p>Step 6: Activate & Optimize Setup with Cel-Fi WAVE</p>
--	---	---	--	---	--