

Redefining Patient Handling



Contents

Introduction	3
Oxford Sling Models	4
Sling Accessories	15
Oxford Sling Features	16
Material Options	17
User Guide	18
Labelling	18
Safe Working Load	18
Spreader Bar/Cradle Options	19
Sling Selection & Risk Assessment	20
FIM Scoring	21
Sling Sizing	22
Size & Weight Range Guide	23
Matching the Right Sling to the Task	24
Oxford Sling Selector Tool	25
Custom/Special Slings	26
Clinical Support/Advice	27
Moving and Handling Training	27
About Joerns Healthcare	27

Introduction

A sling is an item of moving and handling equipment used with a mechanical lift in order to facilitate the lifting and transfer of a patient. A sling comprises a specially designed and constructed piece of fabric that is placed under and around a patient before being attached to the spreader bar/cradle of a lift to raise, transfer and lower the patient.

When selected and used correctly, a sling and lift combination will achieve a safe, comfortable transfer and reduce the risks associated with manual handling.

This guide aims to assist those responsible for the provision of slings by outlining some key factors to be addressed in the selection of the most appropriate sling type for a patient. Guidance is then given as to which sling from the Oxford range will best meet these needs.



Oxford Sling Models

The Oxford range of slings has been designed with a number of features aimed at meeting numerous lifting requirements and applications. Each sling is described briefly below. FIM scores have been provided as an assessment tool to classify a person's function from independence to total assistance in 7 levels. See page 21 for classifications details.

Please note: Safe working load may vary between sizes. Please refer to individual product brochures for more information.



Quickfit Sling

This sling is an easy to fit general-purpose, sling with divided leg sections, designed to suit around 85% of clients. The Quickfit design has become one of the most recognised sling choices available today.

- Lift Type:** Passive
- Attachment:** Loops / 6-point spreader bar
- Standard Sizes:** S, M and L
- Material Options:** Polyester or Net

 **227 kg / 35 st**

FIM Scores: 1 and 2 and any other person from the floor



Quickfit Spacer Sling

This sling is an easy to fit, general-purpose straight leg sling, designed to suit the majority of clients. Made from a cushioned and breathable 3D woven 'Spacer' material, with high air permeability offering high levels of comfort.

- Lift Type:** Passive
- Attachment:** Loops / 6-point spreader bar
- Standard Sizes:** S, M and L
- Material Options:** Spacer

 **227 kg / 35 st**

FIM Scores: 1 and 2 and any other person from the floor



Quickfit Glide Sling

This sling is an easy to fit, general-purpose sling with divided leg sections, suitable for the majority of patients. Integrated low-friction rip-stop nylon to the spine and leg sections, ensures easy application and helps to reduce the risks associated with tissue viability.

- Lift Type:** Passive
- Attachment:** Loops / 6-point spreader bar
- Standard Sizes:** S, M and L
- Material Options:** Polyester / Nylon

 **227 kg / 35 st**

FIM Scores: 1 and 2 and any other person from the floor



Quickfit Deluxe Sling

This sling is a development of the standard Quickfit design and is suitable for the vast majority of patients. Contoured leg sections provide increased hip and thigh support and it can be used for amputees following careful assessment.

- Lift Type:** Passive
Attachment: Loops / 6-point spreader bar
Standard Sizes: S, M and L
Material Options: Polyester or Net



227 kg / 35 st

FIM Scores: 1 and 2 and any other person from the floor



MultiFit Sling

This sling is a general-purpose sling with deluxe 'paddle' style legs for increased comfort and support. Integrated low-friction rip-stop nylon to the leg and spine sections ensures easy application and helps to reduce the risks associated with tissue viability.

- Lift Type:** Passive
Attachment: Loops / 6-point spreader bar
Standard Sizes: 1 - 12
Material Options: Polyester / Nylon



284 kg / 44 st

FIM Scores: 1 and 2 and any other person from the floor



MultiFit Reflex Sling

This sling incorporated 'reflex' shoulder straps that provide automatic adjustment for clients who have a lack of seat control or are prone to extensor spasm or mild to moderate involuntary movement. Integrated low-friction rip-stop nylon to the leg and spine sections ensures easy application and helps reduce the risks associated with tissue viability.

- Lift Type:** Passive
Attachment: Loops / 6-point spreader bar
Standard Sizes: 1 - 12
Material Options: Polyester / Nylon



284 kg / 44 st

FIM Scores: 1 and 2 and any other person from the floor



For the safety of both patient and carer, Joerns Healthcare strongly recommend that a full risk assessment is conducted prior to using any sling. This will help to ensure that the choice of sling and safe procedure for transfer has been appropriately identified for the patient.



MultiFit SL Sling

This sling is a development of the standard MultiFit sling. It incorporates over-sized, deluxe 'paddle' style leg supports for added comfort and support, particularly for clients with larger thighs. Integrated low-friction rip-stop nylon to the leg and spine sections ensures easy application and helps to reduce the risks associated with tissue viability.

- Lift Type:** Passive
Attachment: Loops / 6-point spreader bar
Standard Sizes: 1 - 12
Material Options: Polyester / Nylon

 284 kg / 44 st

FIM Scores: 1 and 2 and any other person from the floor



MultiFit SL Reflex Sling

This sling incorporates 'reflex' shoulder straps that provide automatic adjustment for clients who have a lack of seat control or are prone to extensor spasm. It incorporates over-sized, deluxe 'paddle' style leg supports for added comfort and support, particularly for clients with larger thighs. Integrated low-friction rip-stop nylon to the leg and spine sections ensures easy application and helps reduce the risks associated with tissue viability.

- Lift Type:** Passive
Attachment: Loops / 6-point spreader bar
Standard Sizes: 1 - 12
Material Options: Polyester / Nylon

 284 kg / 44 st

FIM Scores: 1 and 2 and any other person from the floor



UniFit Sling

This sling is an easy to fit, general-purpose sling with divided leg sections, suitable for the vast majority of patients. Padded leg sections as standard provide excellent comfort and support for the client.

- Lift Type:** Passive
Attachment: Loops / 6-point spreader bar
Standard Sizes: XS, S, M, L and XL
Material Options: Polyester or Net

 284 kg / 44 st

FIM Scores: 1 and 2 and any other person from the floor



Some slings incorporate 'reflex' shoulder straps as opposed to the standard looped straps. This helps provide automatic adjustment for patients with a lack of seat control or who are prone to extensor spasm. It allows the sling strap to slide across its attachment point in harmony with the patient's movement offering a less restrictive environment for the patient. Examples are the Oxford MultiFit Reflex and UltraFine Reflex slings.



UniFit Deluxe Sling

This sling is an easy to fit, general-purpose sling suitable for most bariatric transfer requirements. The contoured leg sections complete with padding and hip tapes as standard, offer excellent comfort and reduced pressure in the upper leg area.

- Lift Type:** Passive
Attachment: Loops / 6-point spreader bar
Standard Sizes: XS, S, M, L and L
Material Options: Polyester or Net

 284 kg / 44 st

FIM Scores: 1 and 2 and any other person from the floor



High Back Sling

This sling is designed for lifting and transferring clients from either a seated or recumbent position. Made from heavy-duty polyester and with integrated head support, it offers good support and reassurance for the client.

- Lift Type:** Passive
Attachment: Loops / 6-point spreader bar
Standard Sizes: XS, S, M, L and XL
Material Options: Polyester

 284 kg / 44 st

FIM Scores: 1 and 2 and any other person from the floor



Full Back Sling

This sling is an easy fit, contoured sling designed to fit most clients. It offers excellent full body support and the correct size will fit snugly and give full protection for patients who go into extension or have involuntary movements or behavioural problems.

- Lift Type:** Passive
Attachment: Loops / 6-point spreader bar
Standard Sizes: XS, S, M, L and XL
Material Options: Polyester, Net or Disposable

 227 kg / 35 st

FIM Scores: 1 and 2 and any other person from the floor



Oxford slings can be customised from their standard specification where patient specific requirements need to be met. Bespoke sizing, padding, fleece lining and body belts are just some of the options available. Please contact Joerns Healthcare for further information.



Full Back Silkfit Sling

This sling is a flexible, contoured easy to fit sling designed to fit most clients. It is especially suited to patients in moulded type wheelchair systems where fitting of a sling can prove difficult. The correct size will fit snugly and give full protection for patients who go into extension or have involuntary movements or behavioural problems.

- Lift Type:** Passive
Attachment: Loops / 6-point spreader bar
Standard Sizes: XS, S, M and L
Material Options: Nylon

 227 kg / 35 st

FIM Scores: 1 and 2 and any other person from the floor



Full Back Spacer Sling

This sling is an easy to fit contoured sling with padded leg sections, offering good protection for patients who have involuntary movements or behavioural problems. Made from a cushioned and breathable 3D woven 'Spacer' material, with high air permeability offering high levels of comfort.

- Lift Type:** Passive
Attachment: Loops / 6-point spreader bar
Standard Sizes: S, M and L
Material Options: Spacer

 227 kg / 35 st

FIM Scores: 1 and 2 and any other person from the floor



Comfort Sling

This sling is an easy fit, contoured sling designed to accommodate the majority of clients. For use in conjunction with a 4-point positioning cradle, the patented Securi3 clip system ensures no inadvertent detachment of the sling.

- Lift Type:** Passive
Attachment: Clips / 4-point cradle
Standard Sizes: XS, S, M, L and XL
Material Options: Polyester, Net or Disposable

 227 kg / 35 st

FIM Scores: 1 and 2 and any other person from the floor



For the safety of both patient and carer, Joerns Healthcare strongly recommend that a full risk assessment is conducted prior to using any sling. This will help to ensure that the choice of sling and safe procedure for transfer has been appropriately identified for the patient.



Full Body (Loops) Sling

This sling offers excellent support for clients. Quick and easy to apply, it has an integrated head support and padded leg sections as standard and offers good protection for patients who go into extension or have moderate involuntary movements or behavioural problems.

Lift Type:	Passive
Attachment:	Loops / 6-point spreader bar
Standard Sizes:	XS, S, M, L and XL
Material Options:	Polyester or Net

 284 kg / 44 st

FIM Scores: 1 and 2 and any other person from the floor



Full Body (Clips) Sling

This sling is a general-purpose sling with integrated head support offering excellent comfort and support clients. Quick and easy to apply, this sling utilises Securi3 clip attachment points to suit 4-point positioning cradles and offers good protection for patients who go into extension or have moderate involuntary movements or behavioural problems.

Lift Type:	Passive
Attachment:	Clips / 4-point cradle
Standard Sizes:	XS, S, M, L and XL
Material Options:	Polyester or Net

 284 kg / 44 st

FIM Scores: 1 and 2 and any other person from the floor



Full Body (Hybrid) Sling

This sling is a general-purpose sling with integrated head support and padded legs, offering good protection for patients who go into extension or have moderate involuntary movements or behavioural problems. Quick and easy to apply, this sling utilises both loop and Securi3 clip attachment points to enable use on both 4-point positioning cradles and standard spreader bars.

Lift Type:	Passive
Attachment:	Clips / 4-point cradle
Standard Sizes:	XS, S, M, L and XL
Material Options:	Polyester, Net or Spacer

 284 kg / 44 st

FIM Scores: 1 and 2 and any other person from the floor



The Oxford Full Body (Hybrid) sling comprises both loop and clip attachments and is designed to be compatible with both spreader bar (loop) and cradle (clip) options. Where a facility has a mix of both standard spreader bar and cradle specified lifts, this sling offers obvious benefits in being cross-compatible.



Access Padded Sling

This sling has been designed specifically to facilitate the toileting process by allowing excellent access to clothing. It is an easy to fit sling, fully padded for additional comfort and provides access to allow the removal of clothing. It is not a general purpose sling and will only suit around 25% of clients. Available with or without head support.

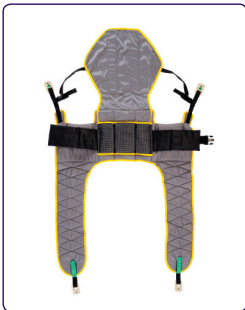
- Lift Type:** Passive
- Attachment:** Loops / 6-point spreader bar
- Standard Sizes:** XS, S, M, L and XL
- Material Options:** Polyester



227 kg / 35 st

FIM Scores: 2 or 3 following careful assessment

NOTE: A thorough risk assessment **MUST** be carried out when using the Access sling as it can be unsafe when used with the wrong patient.



Comfort Access Padded Sling

This sling with head support has been designed specifically to facilitate the toileting process, allowing easy access to clothing. For use in conjunction with a 4-point positioning cradle, the patented Securi3 clip system ensures no inadvertent detachment of the sling. It is not a general purpose sling and will only suit approximately 25% of clients.

- Lift Type:** Passive
- Attachment:** Clips / 4-point cradle
- Standard Sizes:** S, M and L
- Material Options:** Polyester



227 kg / 35 st

FIM Scores: 2 or 3 following careful assessment

NOTE: A thorough risk assessment **MUST** be carried out when using the Access sling as it can be unsafe when used with the wrong patient.



Toileting Low Sling

This sling is designed specifically to facilitate the toileting process, offering good access to clothing. Made from durable, heavy-duty polyester, it incorporates a removable, elasticated waist belt for added support and security. It is not a general purpose sling and will only suit around 25% of clients.

- Lift Type:** Passive
- Attachment:** Loops / 6-point spreader bar
- Standard Sizes:** XS, S, M, L and XL
- Material Options:** Polyester



284 kg / 44 st

FIM Scores: 2 or 3 following careful assessment



Toileting slings by their very nature have large apertures to allow easier access to clothing and to help facilitate the toileting process. This can pose safety concerns due to the inherent risk of a patient falling through the sling, especially those with low muscle tone. A thorough risk assessment **MUST** be carried out prior to using this style of sling to ensure a dignified, comfortable and safe transfer takes place.



Toileting Plus Sling

This sling is an easy to fit sling designed specifically to facilitate the toileting process, providing excellent access to clothing. Made from a heavy-duty polyester material, it offers both excellent support and durability. It is not a general-purpose sling and will only suit around 25% of clients.

Lift Type:	Passive
Attachment:	Loops / 6-point spreader bar
Standard Sizes:	XS, S, M, L and XL
Material Options:	Polyester

 **284 kg / 44 st**

FIM Scores: 2 or 3 following careful assessment

NOTE: A thorough risk assessment **MUST** be carried out when using the Toileting Plus sling as it can be unsafe when used with the wrong patient.



In-Situ Sling

The Oxford In-Situ is a hammock style sling suitable for fitting from a recumbent position only. Made from a cushioned and breathable 3D woven 'Spacer' material, with high air permeability offering high levels of comfort. Suitable for the lifting of amputees following careful assessment.

Lift Type:	Passive
Attachment:	Loops / 6-point spreader bar
Standard Sizes:	XS, S, M, L and XL
Material Options:	Spacer

 **200 kg / 31 st**

FIM Scores: 1 or 2 following careful assessment



UltraFine Straight Leg Sling

This sling is made from a cushioned and breathable 3D woven 'Spacer' material, with high air permeability and pressure redistribution properties. Integrated, low-friction rip-stop nylon to the leg sections ensures easier application. Available with or without head support.

Lift Type:	Passive
Attachment:	Loops / 6-point spreader bar
Standard Sizes:	XS, S, M, L and XL
Material Options:	Spacer / Nylon

 **284 kg / 44 st**

FIM Scores: 1 and 2 and any other person from the floor



3D woven spacer material has become a popular option for patient slings. Due to its inherent cushioning and air-flow characteristics, patients often find it more comfortable than standard polyester options. It is often promoted and referred to as an 'In-Situ' material although this is not strictly true. Divided leg sections still have potential to interfere with tissue viability for 'at risk' patients due to the stitched binding/seams. The Oxford In-Situ sling is designed to negate this problem through its 'seamless' leg section, helping to reduce these risks.



UltraFine Deluxe Leg Sling

This sling incorporates flared leg sections for increased patient comfort and support. Made from a cushioned and breathable 3D woven 'Spacer' material, with high air permeability offering high levels of comfort. Integrated, low-friction rip-stop nylon to the leg sections ensures easier application. Available with or without head support.

- Lift Type:** Passive
Attachment: Loops / 6-point spreader bar
Standard Sizes: XS, S, M, L and XL
Material Options: Spacer / Nylon

 284 kg / 44 st

FIM Scores: 1 and 2 and any other person from the floor



UltraFine Reflex Sling

This sling is made from a cushioned and breathable 3D woven 'Spacer' material, with high air permeability offering high levels of comfort. With counter-balance straps to the shoulder sections, this sling is particularly helpful where a patient is prone to moderate involuntary movement or extension. Integrated, low-friction rip-stop nylon to the leg sections ensures easier application.

- Lift Type:** Passive
Attachment: Loops / 6-point spreader bar
Standard Sizes: XS, S, M, L and XL
Material Options: Spacer / Nylon

 284 kg / 44 st

FIM Scores: 1 and 2 and any other person from the floor



UltraFine Lite Straight Leg Sling

This sling is a divided leg sling, made from a super-soft microfibre polyester, offering excellent levels of comfort. Integrated, low-friction rip-stop nylon to the leg sections ensures easy application. Available with or without head support.

- Lift Type:** Passive
Attachment: Loops / 6-point spreader bar
Standard Sizes: XS, S, M, L and XL
Material Options: Super-soft Polyester / Nylon

 227 kg / 35 st

FIM Scores: 1 and 2 and any other person from the floor



Some Oxford slings have a nylon material cover added to the leg and back sections. This 'rip-stop' nylon has very low friction properties, making the sling easier to slide into place during application. Examples include the Oxford UltraFine range and the Quickfit Glide.



UltraFine Lite Deluxe Leg Sling

This sling incorporates flared leg sections for increased patient support. Made from a super-soft microfibre polyester, it offers excellent levels of comfort and the low-friction rip-stop nylon to the leg sections ensures easy application. Available with or without head support.

- Lift Type:** Passive
Attachment: Loops / 6-point spreader bar
Standard Sizes: XS, S, M, L and XL
Material Options: Super-soft Polyester / Nylon

 284 kg / 44 st

FIM Scores: 1 and 2 and any other person from the floor



Long Seat Sling

This sling is a hammock style sling designed for amputees but also suitable for other patients. This sling is traditionally fitted from a recumbent position and the use of side suspenders will facilitate a more comfortable transfer. Patients should be carefully assessed for suitability by a qualified person. Available with or without commode aperture.

- Lift Type:** Passive
Attachment: Loops / 6-point spreader bar
Standard Sizes: S, M and L
Material Options: Polyester or Net

 227 kg / 35 st

FIM Scores: 1 or 2 following careful assessment



Deluxe Standing Sling

The Oxford Deluxe Standing sling is suitable for those patients who have a greater degree of weight bearing ability. It allows excellent access for toileting and is easy to fit, providing quick and effective transfers.

- Lift Type:** Active / stand-aid
Attachment: Loops
Standard Sizes: S, M and L
Material Options: Polyester or Disposable

 200 kg / 31 st

FIM Scores: 3 and 4 following careful assessment

NOTE: A thorough risk assessment **MUST** be carried out when using the Standing sling as it can be unsafe when used with the wrong patient.



Oxford slings can be customised from their standard specification where patient specific requirements need to be met. Bespoke sizing, padding, fleece lining and body belts are just some of the options available. Please contact Joerns Healthcare for further information.



Deluxe Transport Sling

The Oxford Deluxe Transport sling is suitable for those patients with a degree of weight bearing ability. It is an easy fit general-purpose sling giving full support to most clients. It will not suit double amputees or lifting from a horizontal position.

Lift Type: Active / stand-aid

Attachment: Loops

Standard Sizes: S, M and L

Material Options: Polyester



200 kg / 31 st

FIM Scores: 2, 3 and 4 following careful assessment

NOTE: A thorough risk assessment **MUST** be carried out when using the Transport sling as it can be unsafe when used with the wrong patient.



Standing Harness

The Standing Harness is designed specifically to assist with standing and walking activity, supporting the patient around the upper body as well as under the arms. The Standing Harness is not a general-purpose sling and demands a degree of weight bearing ability from the client.

Lift Type: Passive

Attachment: Loops / 6-point spreader bar

Standard Sizes: XS, S, M and L

Material Options: Polyester



227 kg / 35 st

FIM Scores: 2 or 3 following careful assessment



Bariatric Hammock Sling (Calibre only)

The Bariatric Hammock Sling is suitable for the safe transfer of bariatric patients. Made from a triple skinned, breathable material, it is particularly suited to patients who may have to remain in the sling for extended periods. Patients must be carefully assessed for suitability by a qualified person prior to a transfer taking place.

Lift Type: Passive (Calibre only)

Attachment: Clips / 6-point cradle

Standard Sizes: XL, 2XL, 3XL, 4XL and 5XL

Material Options: Spacer



385 kg / 60 st

Careful and thorough risk assessment required prior to use




The Oxford Transport sling is an excellent option for active stand-aid lifts. Rather than bringing a patient to a full standing position, it is designed to offer a seated position for transfer. Conversely, it is possible to use this sling as a conventional standing sling by not utilising the leg sections. A degree of weight bearing ability is required for all stand-aid slings and so a thorough risk assessment is strongly advised.

Sling Accessories



Head supports and pads help to ensure correct positioning and support during a transfer.




Side suspenders for use with Oxford Long Seat or Quickfit slings.



A head/neck roll provides additional comfort and support for the patient.



Extension straps allow an increase in length of the existing sling straps that connect to the lift.



Oxford's ultra-low friction slide sheets allow basic patient handling tasks to be completed without the need to lift the patient.

Oxford Sling Features

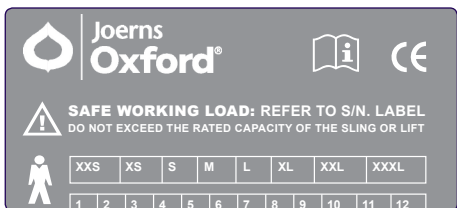
Oxford slings have many common attributes that make them easier to use, and easier to train with.




Coloured binding or tabs provide clear recognised size information at a glance.



Coloured loop straps that provide adjustment and the correct positioning angle for the 6-point spreader bar system.



Clear sling labels provide identification, safety information and on-going care guidelines.



Centerline markers aid the carer in the correct positioning of the sling, especially when inserting the sling before an off the bed or floor transfer.



Modesty loops help prevent the patient's legs from spilling while transferring to maintain dignity.



Positioning handles on our slings are carefully positioned to offer ease of handling.




The grey colour of our standard polyester slings means contamination is easy to spot - but the polyester fabric isn't prone to staining, and is easily laundered.




Padding provides additional comfort and support to delicate areas and our webbing straps have covered ends to protect the patient's skin.

Material Options



Polyester

A strong, hard-wearing material that has been a consistent standard for Oxford slings over the years. This tried and tested fabric is traditionally available in medium grey, although selected sling models are offered in alternative colours.




Polyester Net

Complimentary to the polyester solid, the net (or mesh) variant is also a common option through the Oxford sling range. This fabric is ideally suited to bathing and/or swimming pool environments due to its quick drainage and drying properties.




Super-soft

Oxford's super-soft option is a warp knitted polyester using 100% microfibre, providing excellent strength and durability. Offered in navy blue on selected sling models, it is a notably soft grade fabric offering enhanced comfort for the user.



Spacer

A cushioned and breathable 3D woven spacer fabric (4mm) offering high air permeability and good drainage. Two-way stretch characteristics enables this material to adapt to the contours of the user, resulting in high levels of comfort and support.



Rip-stop Nylon

A light-weight military grade fabric often referred to as 'parasilk'. With interwoven reinforcement threads for strength, it provides an extremely low friction surface, lending itself to users in moulded type wheelchair systems where fitting of a sling can prove difficult. Some slings use this material on back and/or leg sections to ensure easier sling application (e.g. MultiFit).



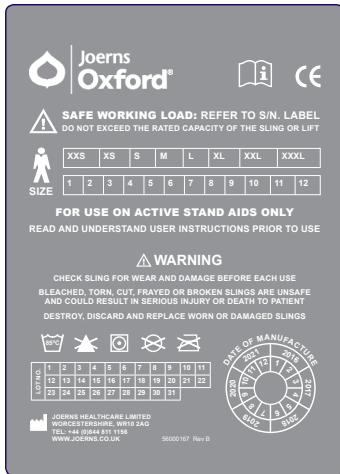
Polyester Disposable

This polyester material option is specifically developed for single patient use, helping to reduce the risks of cross infection. Slings made from this fabric must not be laundered or exposed to water in order to maintain their integrity. Available on selected models only.

User Guide

A detailed user guide is provided with every sling. It contains essential information including safety guidance, machine washing and general care of the sling. The user guide should be read and understood prior to using any Oxford sling.

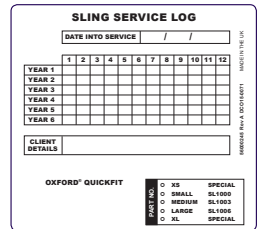
Labelling



Sling labels provide essential information about the sling, including:

- Sling model
- Sling part number
- Size
- Testing mark (CE or similar)
- Date of manufacture
- Washing/care instructions
- Safe working load (SWL)
- Bar code (not shown)
- Service log

Note: Each sling includes a unique serial number to enable traceability. This is particularly useful when completing inspection and audit records.



Safe Working Load

The safe working load is clearly stated on the sling label. This can vary dependent on sling type and size so always check the label before use.



IMPORTANT: Remember to check the safe working load of the hoist prior to lifting a patient as it may differ to that of the sling.

Spreader Bar/Cradle Options

The Oxford Professional lift range has the option of two sling attachment systems that provide the carer greater choice in selecting the most appropriate sling and cradle for a task. The Advance, Presence and Stature can be used with either the 6-point spreader bar or a 4-point positioning cradle. Both systems have their place, but more importantly, it allows the carer to choose exactly the right sling for the patient and task in question.



6-point spreader bar

6-point Spreader Bar

The 6-point spreader bar uses slings with webbing loops that allow positioning adjustments to be made by selecting the different coloured loops. The attachment straps at shoulder level determine the position of the back, ranging from upright through to reclined. Similarly, the attachment straps at the legs determine the approximate degree of flexion at the hip, from around 90° to 45°.

The position achieved by adjusting the loops will depend upon the height and build of the patient. The rule of thumb is the shorter the shoulder straps the more upright the client will be.



4-point positioning cradle
(powered version shown)

4-point Positioning Cradles

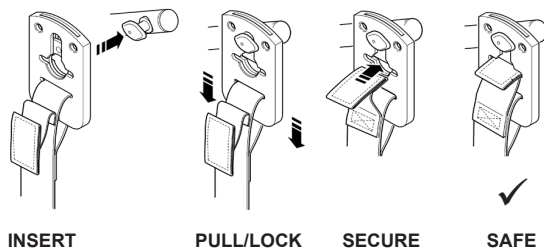
The 4-point positioning cradle uses the Securi3 safety clip system and adjustment is made by rotating the cradle handle either down or up to obtain an upright or reclined position for the patient. Both manual and powered cradles are available.



4-point shallow cradle
(Manual - Advance lift only)

Securi3 Clip Sling Attachment System (4-point cradle only)

The Oxford Securi3 clip system is designed to ensure NO inadvertent detachment occurs during a transfer. The following key stages assures the patient and carer of complete safety.



Sling Selection & Risk Assessment

Selecting a sling for an individual patient involves more than simply measuring their size and deciding what the sling will be used for. Other factors to take into consideration for example are the level of support required from the sling and whether a commode aperture is necessary. However, to be sure that a sling meets specific requirements and is the most appropriate sling available, many further aspects need to be considered as part of the selection process. Some of these are discussed briefly here.

Information About the Tasks

In order to be sure that the sling selected will be suited to its required use, it is necessary to determine the type of transfer task(s) that are desired, together with the frequency with which they will occur. This relates closely to the functional requirements of the sling. (For example: a sling that is to be used for toileting may require a commode aperture).

Sling Support Levels

Different types of slings provide different levels of support for the patient being lifted. The support level is determined by the shape and structure of the fabric, with the main body of the sling providing support to the back and head (1) and the leg straps providing support to the thighs, hips and buttocks (2/3).



Information About the Carer(s) or Handler(s)

When selecting slings, it is important to be mindful of the person(s) who will be fitting the sling and using the lift. Their abilities and limitations - especially experience and training - must be considered. Some slings are more complicated than others to fit and a handler may be reluctant to use a sling if the process of fitting it is too complex. The number of carers available to fit the sling as well as the total number of carers involved in a patient's care may also be important considerations - a range of carers may have a range of capabilities.

Information About Other Equipment

It is necessary and important to establish a sling's compatibility with other equipment, especially the lift or lifting system. It is also important to identify any associated equipment that is involved in a transfer, such as seating, beds, trolleys, toilets and play or therapy equipment to ascertain that the lift and sling will work effectively with these items.

FIM Scoring

A widely used assessment tool to classify a person's function from independence to total assistance in 7 levels.

What are the 7 levels?

Independent

7. Complete Independence

Another person is not required for the activity which is performed safely without modification or outside assistance within a reasonable time.

6. Modified Independence

Activity requires one or more of the following: an assistive device, more than reasonable time or safety (risk) considerations.

Dependent

5. Supervision or set up

Someone required to help by observation or encouragement without contact.

4. Minimal Assistance

Someone required to help - by touching - subject makes 75% or more of the effort.

3. Moderate Assistance

Someone required to help by more than touching - subject makes 50% - 75% of the effort.

Complete Dependence

2. Maximal Assistance

Complete dependence. Subject makes less than 50% but at least 25% of effort.

1. Total Assistance

Complete dependence. Subject makes less than 25% of effort.



Please note: Staff in ALL areas must have immediate access to at least one mobile passive hoist for use in the event of an emergency such as the retrieval of a patient who has fallen. A passive hoist suitable for a very heavy person should also be accessible within the facility/hospital and all staff should be aware of the system for accessing the hoist as required. (For example: in the event of an unplanned admission of a very heavy patient into Accident and Emergency).

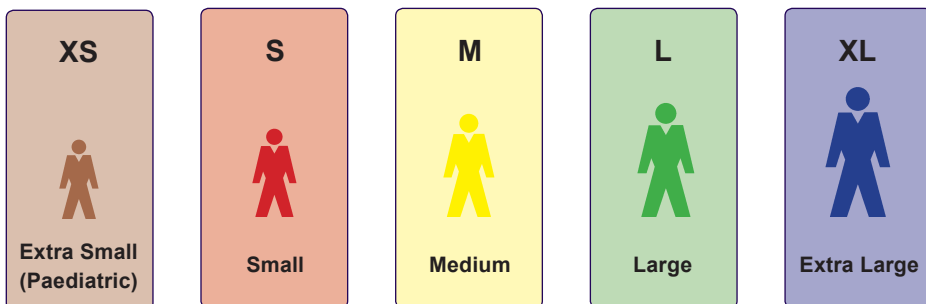
Sling Sizing

Oxford slings are available in a range of sizes to accommodate variety in height, shape and weight of patients. All these factors must be taken into consideration when selecting the appropriate sling for the patient. Standard slings are available in sizes XS to XL and bariatric slings in sizes XL to 5XL.

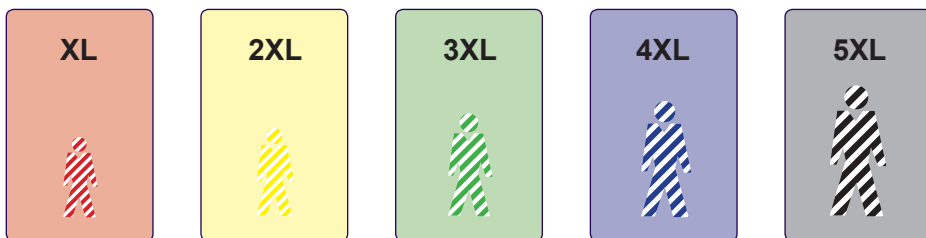


Oxford use a simple colour-coding system that ensures the size of your sling is instantly recognisable. The outer-edge binding of the sling is colour-coded as shown. Oxford's bariatric slings use a striped system to help differentiate from the standard range.

Colour Coding - Standard Sling Range:



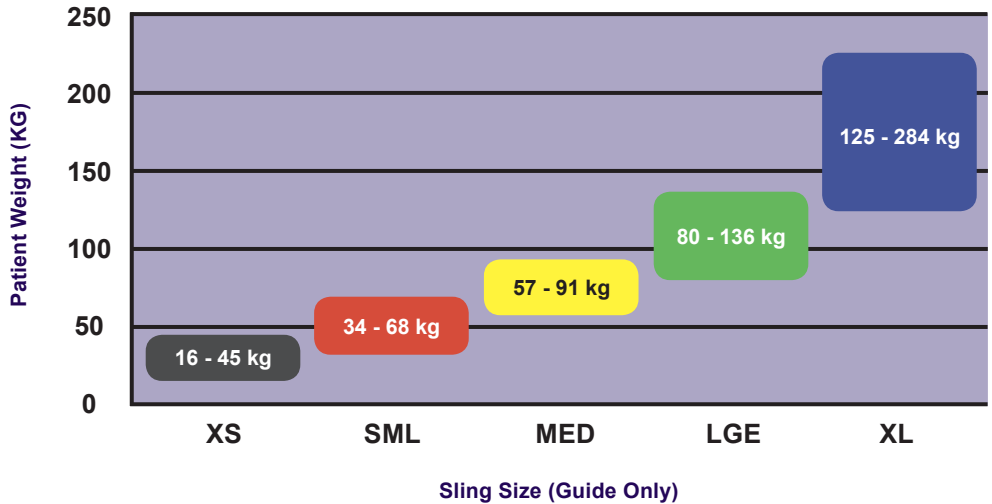
Colour Coding - Bariatric Sling Range:



Oxford slings can be customised outside of their standard specification to include adjustments to sizing. Should a standard sling size be deemed unsuitable, we can create a tailored sling to meet patient specific requirements. Contact Joerns Healthcare for more information.

Size & Weight Range Guide (approx.)

This weight recommendation chart provides only an approximate indication of sling size based on patient weight. Joerns Healthcare always recommends a full risk assessment is conducted to ascertain the most suitable size of sling based on a patient's measurements rather than weight alone.



Oxford Bariatric Slings:

All Oxford bariatric slings are rated to a safe working load of 385kg / 850lbs. Due to the varying nature of bariatric patient shapes and sizes, it becomes increasingly difficult to provide a guide on sling size based on weight alone. Patients should be individually assessed to ascertain the correct size sling.



Please note: It is very important to use the correct sized sling and ensure it is properly fitted before attempting to lift. This will ensure the person being lifted feels safe, dignified and comfortable. It will also provide the carer with confidence that they can achieve the transfer required and that the procedure will be executed in an effective and safe manner.

Matching the Right Sling to the Task

(Good Practice Guide)

To simplify the process of sling selection, OXFORD has developed a chart to help guide you in the appropriate use of each sling for a given task. There will, of course be exceptions to this guide and Joerns Healthcare recommend that a full patient risk assessment is carried out prior to any transfer to determine individual requirements.

Sling Model	Example Patient Lift	Chair to Chair	Bed to Chair	Chair to Commode / Toilet	Commode to Bath (1)	Floor to Bed / Chair	Rehab / Assisted Standing
Access Padded	Advance / Midi 180	■	■	■			
Comfort Access (2)	Stature / Presence	■	■	■			
Comfort (2)	Stature / Presence	■	■	■	■	■	
Full Back	Advance / Midi 180	■	■	■	■	■	
In-Situ	Advance / Midi 180	■ (3)	■			■ (5)	
Long Seat	Advance / Midi 180	■ (3)	■	■ (4)	■	■ (5)	
Quickfit	Advance / Midi 180	■	■	■	■	■ (5)	
Quickfit Deluxe	Advance / Midi 180	■	■	■	■	■ (5)	
Deluxe Standing	Journey / Standaid 140	■	■ (6)	■			■
Deluxe Transport	Journey / Standaid 140	■	■ (6)	■			■
Standing Harness	Stature / Presence						■
Bariatric Hammock	Calibre	■ (3)	■			■	
MultiFit	Advance / Midi 180	■	■	■		■	
UniFit	Advance / Midi 180	■	■	■	■	■ (5)	
UniFit Deluxe	Advance / Midi 180	■	■	■	■	■ (5)	
High Back	Advance / Midi 180	■	■	■		■	
Full Body (2)	Advance / Midi 180	■	■	■	■	■	
Toileting Low	Advance / Midi 180	■	■	■			
Toileting Plus	Advance / Midi 180	■	■	■			
UltraFine Straight Leg	Advance / Midi 180	■	■	■		■ (5)	
UltraFine Deluxe Leg	Advance / Midi 180	■	■	■		■ (5)	
UltraFine Reflex	Advance / Midi 180	■	■	■		■	
UltraFine Lite Straight Leg	Advance / Midi 180	■	■	■		■ (5)	
UltraFine Lite Deluxe Leg	Advance / Midi 180	■	■	■		■ (5)	

(1) Net version recommended.

(2) When used with a 4-point positioning cradle (Clip slings only).

(3) Assuming patient is sat in sling following transfer from a bed.

(4) Commode aperture required.

(5) Head support recommended.

(6) Assuming patient is sat on edge of bed with both feet on the footplate.

Oxford Sling Selector Tool

Selecting the most appropriate sling is crucial since it ensures a safe, dignified and comfortable patient transfer whilst reducing the risks associated with manual handling.

Oxford's Sling Selector is a useful on-line tool, carefully designed and developed to assist therapists and end-users select the most appropriate sling based on patient, task and equipment variables.

- Simple, intuitive and FREE to use with step by step help
- Detailed sling information including product videos
- Account history feature enables users to track patient sling use
- Avoids ordering errors and reduces injuries

Joerns
HEALTHCARE

Welcome back Joerns Oxford® Sling Selector Account History Edit Details Logout

Start Over Lift and sling attachment > Patient details > Task > Sling recommendations > Sling information > Sling selection

Instructions

Sling Recommendations

Based on the information you have provided, the Sling Selector will offer recommendations for one or a number of sling types and the most appropriate size (or sizes).

Click on "User Guide" or "Sling Movie" for more detail on any particular sling.

To proceed, simply click the "Select Sling" button next to the sling that you feel is most suitable. Further details of that sling will then be displayed for you to review further. You can also add accessories and modify that sling to your requirements.

If you change your mind, you can

Step 4 of 6 - Sling Recommendations: No. of matches (10)

Based on the information you have provided, the following sling types are recommended. Please scroll down the list of slings and select the most appropriate sling to see more detail.

Oxford Quickfit Deluxe Sling

Sling Movie User Guide

Select Sling »

The Quickfit Deluxe Sling is a variation on the standard Quickfit design and will suit 95% of clients. It provides a more comfortable and supportive lift without the need for side suspenders. Available with padding and/or head support.

Oxford Full Back Sling

Sling Movie User Guide

« Previous Step

Need Help? Please call us on +44(0)844 811 1156 Send us your feedback Terms of use Site by Traffic

Joerns Healthcare Ltd, Drakes Broughton Business Park, Worcester Road, Drakes Broughton, Pershore, Worcestershire, WR10 2AG, United Kingdom +44(0)844 811 1156 | info@joerns.co.uk

Register today at www.oxfordslingselector.co.uk

Custom/Special Slings

Custom or special slings are 'one-off' designs to meet patient specific requirements. These slings are made to order by Joerns Healthcare. Please contact Joerns Healthcare for full details.

Options for customisation include, but are not limited to:

- Change material
- Extend sling strap length to suit (leg and/or shoulders)
- Add body belt
- Add or remove positioning straps
- Add or remove head support
- Add fleece lining or padding to specific areas of the sling
- Adjust sizing outside of standard

Clinical Support/Advice

Support is available upon request to assist Joerns Healthcare customers by providing clinical information and advice in relation to Oxford slings and other products.

Moving and Handling Training

The correct equipment coupled with appropriate training can help to minimise the risks associated with manual handling. Joerns Healthcare has developed a range of moving and handling training programmes aimed at meeting the needs of all practitioners/carers. Programmes are flexible, with courses designed to suit individual circumstances and needs. The overall aim is to create "a safer environment" for all.

Joerns Healthcare training programmes are CPD certified.

For more information, please contact Joerns Healthcare.



About Joerns Healthcare

Joerns Healthcare provides the complete solution to moving and handling with a range of compatible lifts, slings and accessories designed to meet the needs of both patient and carer. Aside of slings, the Oxford patient handling range includes:

- Ceiling mounted lifts
- Mobile lifts
- Bathing and pool-side lifts
- Extended warranty and service options
- Moving and handling training packages



To find out how Joerns Healthcare can assist you with your patient handling needs, please contact us:

(T) +44 (0)844 811 1156

(E) info@joerns.co.uk

(W) www.joerns.co.uk





Scan me!

