

Seasonal-tivities

SEASONAL PROJECTS & PRINTABLES

WINTER ISSUE VOL.2

Ideas Galore from Karen's Kids

Celebrate Winter

Find your favorite teddy bear, heat up the apple cider and settle back with winter Seasonal-tivities and a cozy fire. We have included plenty of holly, winter fun and seasonal printables to wrap up your holiday communications and deck your walls.

Included in This Issue

Winter Fun.....	2
Winter Acrostic.....	4
Weekly Calendar.....	5
Calendar Fun.....	6
The Bookshelf.....	7
Envelope Message Printable.....	8
Unique Writing Papers Printable.....	9
Ideas Galore.....	10
Holiday Border Paper.....	11-12
Winter Tale Pals.....	13-14
Alphabet Soup Surprise.....	15
Blustery, Frosty, Nippy Winter Words.....	16

"If you have much, give of your wealth;
if you have little, give of your heart."

Karen's Kids®

Author Unknown.

© 98 Karen G. Flannery

Karen's Kids

SEASONAL-TIVITIES MINI-MAG

Print and Use Forms
Editable Forms
PDF and PowerPoint

Written and Illustrated by
Karen G. Frandsen



© KGF Karen's Kids 2011




© 1999
Karen's Kids Studio™
P.O. Box 581
Cardiff, CA 92007
www.karenskidsstudio.com
www.karenskidsblog.com

Reproduction of This Copyrighted Material

The intellectual material in this product is the copyrighted property of Karen Frandsen_Karen's Kids Studio.™ The individual or entity who initially purchased this product from Karen's Kids Studio is licensed to reproduce (print or duplicate on paper) each page of this product for use within one home or one classroom. Our copyright and this limited reproduction permission (user) agreement strictly prohibit the sale of any of the copyrighted material in this product. This product may be distributed by the purchaser in an email or google classroom or over the Internet **AS LONG AS THE SITE IS PASSWORD PROTECTED.** Any reproduction beyond these expressed limits is strictly prohibited without the written permission of Karen's kids Studio.™ Please contact Karen's Kids Studio for more information: Karen's Kids Licensing . P.O. Box 581 . Cardiff, CA 92007

ABOUT THIS PRODUCT

 *Editable templates make it easy to design and personalize projects to fit your needs exactly. Once you create a template, save it and it is ready for minor changes. Your editable templates are such time savers and so easy to use. Choose either PDF editable formats or PowerPoint formats.*

PDF SET

When you open this set and select a page, you can click on an editable area and begin typing your text right away. The font and font size is set and not able to be changed.

POWERPOINT SET

When you open this set and select a page you then insert a text box and type in a name, message or word. There are spaces for your text in the document but you can place your text box anyplace on the page. This is a great choice when you want to choose your own font, font size, spacing and centering options.

HAND-WRITE - PRE-PRINT AWARDS OPTION

Of course any of the pages can be printed out and used when hand-writing fits the project. Prepare and print pages at the beginning of the year for unexpected occasions, curriculum integration projects or other activities that might fit this set.

WHY TEACHERS USE THEM

- ♥ Easy to print and use
- ♥ Open and type message or print first and fill in by hand
- ♥ Cost savings - you purchase once and use forever
- ♥ You will never run out of your product
- ♥ Ready to print anytime, anyplace
- ♥ As soon as a purchase is made you can download your product to your computer
- ♥ Some templates are free of text so you can customize to fit your needs

“There is more hunger for love and appreciation in this world than for bread.” ~Mother Teresa

Karen's Kids

CALENDAR KIDS

Week of February 10

Quick Writes

Monday	Tuesday	Wednesday	Thursday	Friday
<p>TOPIC: Oct</p> <p>October is my favorite month because it is my birthday and I also like to wear a costume and eat candy.</p>	<p>TOPIC: Friends</p> <p>Friends are kids that are nice and they share stuff. They usually are good sports and when they see that you need help they help you.</p>	<p>TOPIC: clouds</p> <p>When I look outside I see all kinds of clouds. They look like animals and funny people. It would be fun to jump up to the clouds and take a nap.</p>	<p>TOPIC: character</p> <p>My favorite historical character is</p>	<p>Weekly Summary</p>

Activity: Topic Writing

Ideas:

Choose one topic for each day or one for the week - any subject area. Start the day with timed writing. On Friday kids can summarize and read their favorite day.

Curriculum Integration:

Students use weekly calendars to write about any topic or theme that supports the curriculum. Ideas:

Geography Science Health Topics
 Note Taking Literature Data Collection
 Social Studies Research Values
 Holidays Appreciation Summarizing

May 9
Week of My Mother

Monday	Tuesday	Wednesday	Thursday	Friday
<p>TOPIC: Recipes</p> <p>Mom's favorite recipe is anything chocolate even chocolate pancakes. She makes them for me but she eats all of them. I love her chocolate pancakes and cookies too.</p>	<p>TOPIC: Words</p> <p>Mom's favorite word is piffle. She says piffle when she drops something or when she hits her finger with the hammer by accident. She also says, 'sweetie' alot.</p>	<p>TOPIC: Relax</p> <p>Mom relaxes by sitting on the couch and reading to me. She puts her arm around me and when she starts reading it seems like the story is really happening.</p>	<p>TOPIC: Personality</p> <p>Mom is little and pretty. She weighs probably as much as a chair and Dad says her hair is like an angel. She is kind and she cooks delicious food except for tomato aspic.</p>	

Word of the Week: Persevere

Week of January 1

Monday	Tuesday	Wednesday	Thursday
<p>PERSEVERANCE</p> <p>Definition:</p> <p>I think that persevere means that when you have to do something and it is really hard you keep on trying to do it and don't give up but you can ask for help.</p>	<p>PERSEVERANCE</p> <p>Examples:</p> <p>When J.K. had a hard time kicking the ball he kept on practicing and now he is the best kicker.</p> <p>I finished all my math before recess and it was really hard.</p>	<p>PERSEVERANCE</p> <p>People in history</p> <p>People in history who showed perseverance are: Abe Lincoln Washington</p>	

Activity: Word of the Week

Ideas:

Choose one word a week. Day one write the definition. Day 2,3,4 list examples they see or experience. On Friday write their own definition and why this trait/behavior/characteristic is important.

Activity: Job Chart

Ideas:

List jobs for the week and who is responsible.

Activity: Special Days & People

Ideas:

Gift someone with a one week's supply of descriptions about themselves. Little ones are great at describing people, things they've heard and observations.

Activities:

Character Analysis

Character description
 Physical description
 Examples of behavior

Week of



Monday

Tuesday

Wednesday

Thursday

Friday

PREVIEW







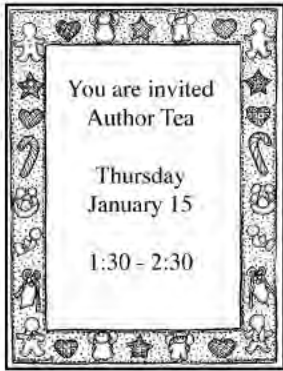
PREVIEW



PREVIEW



BORDERED PAPERS are perfect for all your communications. Create place markers, invites, note cards and flyers. Use them to make covers for stories, poems, or any creative writing projects. The bordered paper in this issue is interactive. Just OPEN-TYPE-PRINT or you can print out first and handwrite your messages. See interactive guidelines in this set.



TO MAKE SIGNS OR LABELS: After you OPEN-TYPE-PRINT, glue the page to card stock or construction paper for stability.

ACTIVITY SHEETS: It is easy to make activity sheets when you can type right on the page. Create Acrostics using the names of the months or children's names or even words from your curriculum.





Door Hanger

Print this page on card stock, color and cut out the door hanger below. Add a message or your name.



Name _____

W

I

N

T

E

R


PREVIEW



WINTER ACROSTIC Use the first letter on each line above to write a word or phrase that describes WINTER. Include sights, sounds, smells, tastes, and feelings.


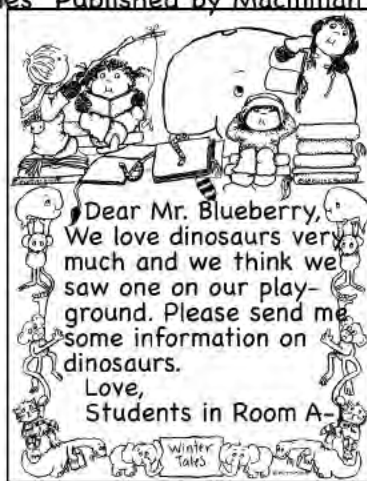
(Dorothy B. Lundberg)

The Book Shelf




From December through April whales make a 10,000 mile round trip journey from Alaska to Baja. Share a few whale facts and read the book Dear Mr. Blueberry. Emile writes to Mr. Blueberry to ask advice about taking care of of the whale in her backyard. Dear Mr. Blueberry, Written by Simon James. Published by Macmillan Publishing Co.

Story Book Pen Pals
 Have your students write to their favorite story book character. Ask 4-6th grade students or Senior Citizens group to respond. Older and younger alike will love getting mail.





Dear Students in Room A-1,
 Thank you for your letter. My mom said, "never talk to strangers" and Mr. Wolf was a stranger. I was scared when he started puffing.
 Love,
 The Smallest Pig

Have children write their own simple letter to Mr. Blueberry as a class.



Winter Tales






Use this fold-up stationery for story book pen pal letters or send a little holiday or Valentine's cheer to a retirement home or children's hospital. Write group or individual letters to share about what you are doing in your class.

Winter begins the 20,21 or 22 of December and lasts until the 20,21 or 22 of March. During this season of gifts and giving, the perfect present is a note from you.

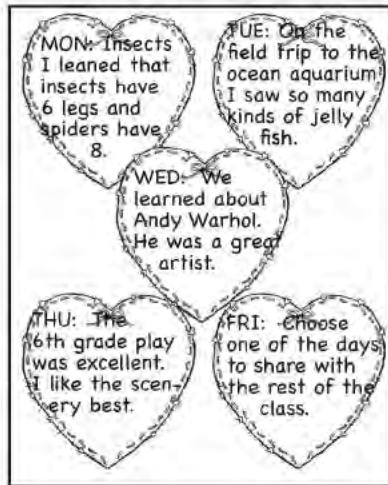
**IDEAS GALORE
UNIQUE WRITING PAPERS**

Schedules, news of the week, what I learned today summaries, thematic writing projects - Unique Writing Papers are perfect for motivating kids to write. Here are a few examples of how you can use them:



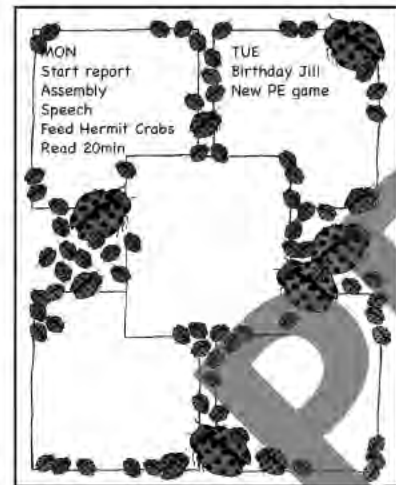
WINTER WORDS

Write one 'winter noun' in each snowman. Below the noun, list adjectives that describe the noun.



WHAT I LEARNED TODAY

Choose one subject a day and describe what you learned using words and/or pictures.



MY SCHEDULE

Adults or children can make schedules for the week. Record assignments that are due, class schedules, birthdays of classmates and more. Send parents class schedules.



QUICK WRITES

Write a word on the board. Ask children to write that word at the top of the Monday space. Set the timer for 5-10 minutes. Children write as many words or phrases as they can in the Monday space until the timer rings. Share. Repeat for each day of the week.

Letters from our Customers

Dear Karen,

Thank you again for taking me through another school year.

My first graders were constantly surrounded by art work from (Karen's Kids). Very little goes home from my classroom that doesn't have a Karen's Kids look.

Sincerely,
Allison
Jacksonville, FL

Dear Karen,


Thanks for that super fall edition (Seasonal-tivities) it keeps getting better and better! I loved the "Guess Who?" and "Cereal Box Books".

Mary Ellen
Del Mar, CA



We would love to print your letter and send you gift certificate for a FREE product.

Address your letter to:
Seasonal-Tivities
Karen's Kids
P.O. Box 581
Cardiff. CA 92007



We have LOTS of new products:

- Headers
- Fund Raiser Kids
- Lunchbox Grams
- Clip Art

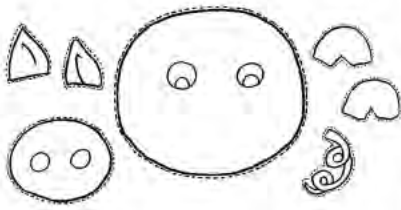
COME ON BY...

www.karenskids.com




Winter-Tale Pals

Winter Tale Pals hold your stories, letters and all kinds of projects. Your Winter Tales bulletin board will be a zoo of activity that's sure to bring a smile to everyone's face.




1. Color and cut out the face, nose, tail(s) ear(s), mouth(s) and feet from the next page.




2. Children create an animal by gluing the nose, ears and mouth to the the head.


3. Glue the chin and the hands to the top of a piece of construction paper. The construction paper is a 'frame' for stories, letters or pictures. Staple, glue or pin on the tail.



4. Create a bulletin board to display the stories, poems and pictures.



5. Make up an imaginary animal from all the parts and pieces.



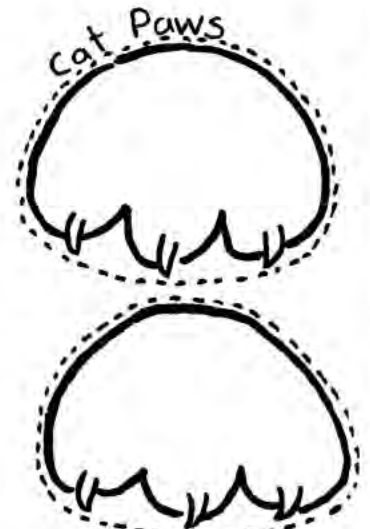
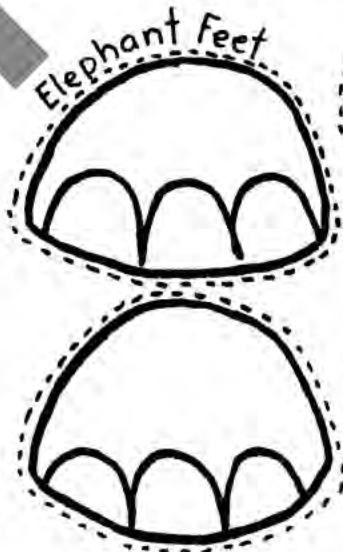
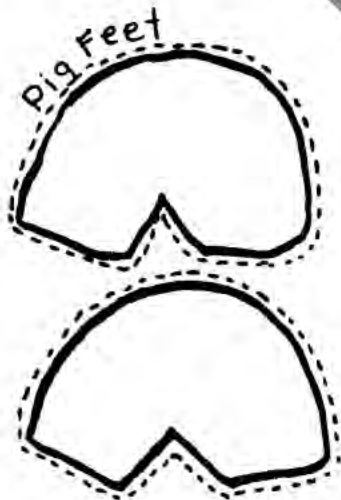
Winter Tales


Pigs are my favorite animal. They have short hair and curly tails.

Dear Curious George,
How did you get to be so curious? Do you like bananas?

Elephants are really big. They can spray water out of their trunk.

My cat's name is Cleo. She likes to talk and gets into everything.







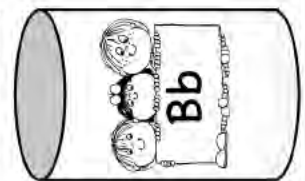
Cut out. Color. Wrap around and 8oz soup can and tape/glue into place.

ALPHABET SOUP ACTIVITIES - DESCRIPTION

All you need are soup cans and the label above to mix up some fun recipes for learning letters, spelling words, telling stories and more.

Step 1 PREPARE YOUR CANS

- Collect lots of 8oz., empty, clean soup cans.
- Print out copies of the label above.
- Children can decorate their labels depending on the project.
- Wrap the label around the can and tape or glue in place.
- Refer to an activity for the next step.



ALPHABET SOUP Activity

- Prepare your cans (See Step 1)
- Have students write a letter on the front of the label. (Aa) (Bb)
- (Older students can write blends, digraphs, synonyms, etc.)
- Decorate the label with words and pictures that represent that letter.
- Fill the can with items, pictures and/or words that start with that letter.
- Select 3 - 5 items from the can and mix up a story using the items selected.

Big Bug brought a bright blue, beautiful ball to bounce by the bus.

Bobby Bee blew big, bouncy, blue bubbles.

Brenda Butterfly found a beautiful black button in a big, banana-colored bag.


MENU Activity

Make a class menu that includes the favorites for the week. Have the students describe their tasty selections. How were they prepared. What is the recipe? Of course, add some math to the menu.

BASHFUL BATWINGS RESTAURANT

SOUP MENU

Bee Soup	\$3.92
Bug and Beetle Medley	\$4.50
Banjo Beagle Stew	\$1.00
Butterfly Bean Casserole	\$2.00



Best
HOT SOUP
for

COLD WINTER MONTHS

Pg. 1

Happy Holidays

Holiday Favorites


Room 2

A Few Of My
Favorite Things


Sue - My dog
Jon - My Dad
Amie - My pet turtle
Jake - Going on picnics
Adele - Making ginger
bread cookies

Use clip art borders to create invites, activities or creative writing paper.


Pg. 2



Jamie



Winter Writing



Combine Clip Art Headers and text to make signs, labels and mini messages.

Pg. 8 Holiday Journaling

WHAT IS HOLIDAYS?
LOVE LOVE LOVE LOVE LOVE

New Years is a time when you can start new projects.

Winter is very cold and it snows and rains. You drink a lot of hot stuff.

On Christmas we decorate cookies shaped like trees and candy canes.

The New Year is a time to make new plans.

On Hanukkah we have special things to eat.

LOVE LOVE LOVE LOVE LOVE

Write a word in each box. Ask children to define the words.

HOLIDAY CAKE
Take a pan. Take white flour and some water. Put in milk and bake it for 4 hours.


COOKIE TREATS
Put cookies in a pan and smash. Sprinkle with Rice Krispies.

RASPBERRY PUNCH
A little water in a glass. Add juice and some raspberries.

STICKY BREAD
Take pieces of bread and stir it with lots of caramel and

Ask children to dictate their favorite recipes. Share this holiday collection with parents.

Pg. 8



Monkeys like to climb and swing. They like bananas and so do I.

Cut out, color and glue animal head to the bottom of a paper bag. Glue animal fact sheet under the head. Let children share their facts and puppets.

1 Your Ideas Count

How do you use
2 Karen's Kids Products?
Send us your comments.

3 4 5 6 7

Email Karen
karen@karenskidsstudio.com
or
Karen's Kids Studio
P.O. Box 581
Cardiff, CA 92007




Letter Hunt

Sunday	Monday	Tuesday	Wednesday	Thursday	Friday	Saturday
1	A	B	C	D	E	F
2	G	H	I	J	K	L
3	M	N	O	P	Q	R
4	S	T	U	V	W	X
5	Y	Z				

MONTHLY Calendars make great game boards for blustery days indoors. Put 1 letter in each square and numbers down one side. Duplicate. Give one to each child. I'm thinking of the first letter in dog. Name the coordinates. "Thursday--One" I'm thinking of a letter under Tuesday and between 'N' and 'Z'. What is it?

Create word-picture games (see below). Draw or glue seasonal pictures or words to the calendar. Create bingo, memory or word-picture matching activities.

Sunday	Monday	Tuesday	Wednesday	Thursday	Friday	Saturday



It is winter and it is _____ outside. The snow is _____. I went outside to build a _____. I put _____ eyes on his head and a _____ for his nose. On top of his head I placed a _____. All the _____ in the neighborhood came by to _____ at the snowman. Then they threw _____ at each other. Soon it was time to go inside. Mom made _____. It was very _____.

FILL-IN LIBS

Create original mad-lib type activities to fit the season. Choose clip art that fits your theme. Kids will love creating them and filling them in as well.

BLUSTERY, FROSTY, NIPPY WINTER WORDS

artic	hot chocolate	reindeer
blizzard	ice storm	shiver
blustery	icicle	sled
chill	Jack Frost	snowball
dreary	longjohns	toboggan
evergreen	mittens	snowfall
flurries	nippy	snowman
frosty	overcoat	snowstorm
ginerbread	pinecone	wintertime
gloves	quilt	zero degrees

Winter is the coldest season of the year. It lasts from the end of December to the end of February in the northern hemisphere and from June to August in the southern hemisphere. The biggest snowflake on record occurred in Montana in 1887. It was eight inches by 15 inches. Take out your ruler to see how BIG that was! Every snowflake is unique and every snowflake has six sides. Write a story or poem about THE BIGGEST SNOWFLAKE or THE COLDEST DAY IN HISTORY or THE SNOWMAN WHO SAVED WINTER. Use the Winter Words above.





THANK

YOU

If you have any questions about your purchase, Karen's Kids Products or Karen's Kids characters please let me know.

~Karen Frandsen



karen@karenskidsstudio.com

karenskidsstudio.com

karenskidsblog.com

GRAPHICS by Karen Frandsen
www.karenskidsstudio.com