

SKI DOO T-MOTION COIL OVER SPRING CONVERSION KIT



KIT INCLUDES:

- (1) ARSFX LOWER LINKAGE
- (1) ARSFX UPPER LINKAGE WITH HARDWARE
- (1) X1 OR X2 SERIES EXIT REAR TRACK SHOCK




REMOVE SKID FROM SNOWMOBILE.



REMOVE STOCK WHEEL RETAINING BLOCK AND WHEEL TO REMOVE TORSION SPRINGS.

HELPFUL SUGGESTION: USE 3MM ALLEN WRENCH




REMOVE STOCK TORSION SPRING ADJUSTER BLOCK AND TORSION SPRINGS.



REMOVE REAR STOCK SHOCK LINKAGE. SAVE STOCK HARDWARE TO REUSE.

HELPFUL SUGGESTION: USE 16MM SOCKET AND 17MM END WRENCH



REMOVE REAR STOCK SHOCK.



INSTALL STOCK PIN INTO ARSFX LOWER LINKAGE BRACKET.




ASSEMBLE TO STOCK SHOCK GUIDE RODS USING STOCK HARDWARE.

HELPFUL SUGGESTION: NOTE POSITION OF ARSFX LOWER LINKAGE BRACKET



USE SUPPLIED HARDWARE TO INSTALL ARSFX UPPER LINKAGE BRACKET.

HELPFUL SUGGESTION: USE A Mallet TO TAP INTO PLACE



POSITION AND TIGHTEN ARSFX UPPER LINKAGE BRACKET AS SHOWN.



INSTALL EXIT SERIES REAR SHOCK USING STOCK HARDWARE AND TIGHTEN.



INSTALL SKID AND UNLEASH THE FULL MOTION OF YOUR SKI DOO REAR SUSPENSION!