

Superdeck®  
Log Home Oil Finish

Sashco®  
Transformation Stain®  
Log & Timber



Cabot®  
Australian Timber Oil

Sashco®  
Transformation Stain®  
Log & Timber



# Transformation Stain®

VS.

## The Competition

### Competitive Stain Report



### Testing for Quality

It can be hard and time consuming to figure out which stains really perform. The ultimate test of stain quality is seeing how it performs in the elements over the long haul. At Sashco, we've staked our reputation on how our stains perform. It's why we use controlled outdoor exposure racks to evaluate stain performance side by side, so any significant differences in performance become obvious at a glance. This is one way we ensure our products continue to perform at the highest level.

### Testing in a Harsh Environment

The constant enemy of exterior semi-transparent stains is sunlight. Standard practice for exposure panels is to face them due south at a 45° angle to maximize UV exposure. Sashco follows this strict protocol. Even further, Sashco and our racks are located in Denver, CO. The mile high elevation exposes the stains to 25-30% more UV radiation. Combined with our nearly 300 days of sunshine each year, the stains receive no relief.

Water is another enemy that degrades stains. Along with rain, Sashco's exposure racks catch 4 to 5 feet of snow every year, usually 1 to 3 inches at a time. This snow melts away in a couple of days and dampens the stain and underlying wood, allowing it to freeze overnight, and then thaw in the morning. This freeze-thaw action causes the wood to move a lot, putting a great deal of stress on the stain that is trying to protect it.

All of this adds up to a particularly tough environment, one where stains are seriously tested. Sashco runs these tests for a full 24 months, which is when significant differences start to become obvious.

### How the Panels Were Stained

Pine boards for these exposures are hand selected for straight grain, sanded with an 80 grit drum sander, and cut into 6" x 6" panels. Each panel is grooved and sealed in the center to minimize any interference between the stains. The stains are finally generously applied at or beyond their published coverage recommendations, including soaking the end-grain, which is often a trouble spot for most stains.

Once dried and cured for a week, these exposure panels are placed in the racks. The top portion of the exposure panels are covered by an aluminum flap and the rest exposed to the elements.


By applying the stains side by side on the same piece of wood, across the same grain, then exposing them together, a direct performance comparison can be made.

Perma-Chink®  
Lifeline™ Ultra-7  
+ Lifeline™ Advance

Sashco®  
Transformation Stain®  
Log & Timber

PPG ProLuxe®  
(formerly Sikkens®)  
Cetol® 1 + Cetol® 23 Plus

Sashco®  
Transformation Stain®  
Log & Timber



### Visit ...

[www.sashco.com/log-home](http://www.sashco.com/log-home) to:

- Download & read Keeping the Dream Alive, Sashco's complete guide to log home finishing & maintenance
- Watch helpful how-to videos
- Chat live with technical experts
- Or, call 800-767-5656 (Monday-Friday, 7 am – 5 pm MST) to get personalized advice from technical experts.

ISK®, TWP®, Perma-Chink®, Lifeline™, PPG ProLuxe®, Ready Seal®, Penofin®, Weatherall®, UV Guard®, Sikkens®, Outlast®, Q8 Log Oil®, Superdeck®, Cabot®, Benjamin Moore®, Arborcoat®, and Woodguard® are registered trademarks of their respective owners.

### Testing Highlights



- Right side of panel: Sashco's Transformation Stain® Log & Timber
- Left side of panel: a competitive stain
- Top portion is covered, the bottom portion is exposed to the elements
- Panels are faced due south at a 45° angle for maximum UV exposure
- Panels are exposed for 2 years
- Mile high elevation means 25-30% more UV radiation

**For more details on how the testing was done, flip to the back of this report.**

TRNSTAIN0819

# The Visible Results

Photos of each panel in the study — the visual appearance of each speaks for itself.



Stain Panel Exposure Racks Denver, Colorado

## What to Look For

Evidence of poor stain performance includes **discoloration, peeling, excessive cracks in the wood, or gray wood**. The panels in this study show what many homeowners and contractors alike have known for years: Transformation Stain® Log & Timber is more durable than other stains.