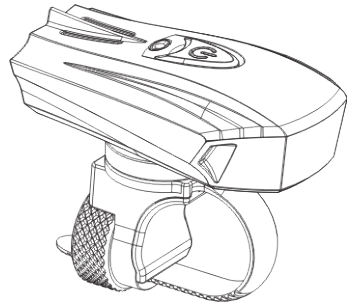


EOS350



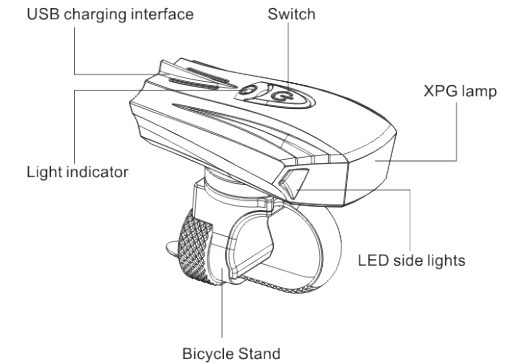
StVZO

Product Features

- * Polymer lithium battery 1200mAh 3.7V
- * Adaptive light-normal-Very bright-Flashing
- * Automatic light adjusting energy-saving mode+ bilateral warning lamp
- * Press the switch, indicator light blue light that enters the light sense mode, when there is insufficient ambient light, bike light will automatically turn mode, when the ambient light is sufficient, bicycle lighting mode automatically turns off
- * When the bicycle stops moving after one minute, the bicycle will automatically stop lighting, avoid wasting battery power
- * Automatic light adjusting energy-saving mode+ bilateral warning lamp
- * Aluminum alloy and ABS plastic combination design, the appearance of new, strong and durable
- * Unique rectangular light cup design, uniform light spot, wide field of vision, night riding more safe

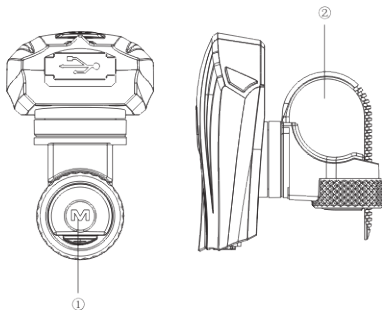
MODE	LUMEN	RUNTIME	WEIGHT	CHARGE TIME
Automatically adapt to the light sensor				
Side lights	15LM	24H		
50% Main light	200LM	4H	69g	2h
100% Main light	400LM	2H		
Main light Flicker	400LM	4H		

Product Analysis

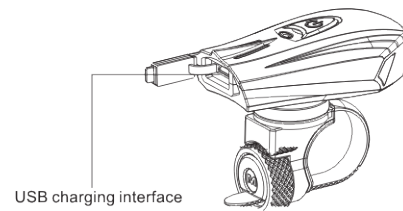


Product Installation Steps

1. Unscrew the bicycle frame lock switch ①, pull out the connection with ②
2. The bicycle frame is pressed on the handle of the bicycle.
3. The bicycle handle with cohesion Rao, inserted into the bicycle frame lock socket

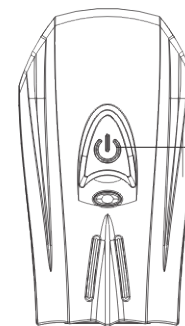


Charging Instructions



Open the rear end charging hole water proof plug, PULG the usb charging line interface into the rear part of the bicycle the charging wire is also linked to a mobile phone charger or a notebook usb charging interface, and the charging time is 2 - 4 hours, indicator light green light, said the charging is complete, take down the charging line, cover the waterproof plug, you can apply.

Lighting Operation Instructions



Switch operation

Press the switch, indicator light blue light into light perception mode, light perception model can be adjusted automatically according to light illumination mode, long press the switch, lights out into the light pattern, bright side - the main light bright sidelight - flashing mode, press again to close

Products warranty

Warranty Regulations

- I. from the date of purchase, the product within fifteen days, the normal result is not bright, with valid invoices, receipts effective free replacement of the same model.
 - II if the following conditions are not free to change within the new and under warranty;
 1. out of free warranty date products.
 2. Man-made damage of the product, surface scratches, deformation, parts dropped.
 3. dismantle before, or the modified product.
- The accident, misuse or damage irresistible natural factors caused in any way, three. from the date of purchase of this product, it can free 1 year warranty.