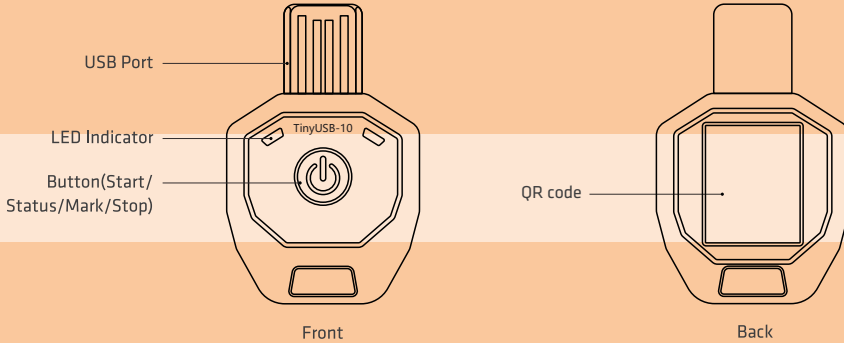


Instruction Manual TinyUSB-10

Disposable Temperature Recorder



Product instruction diagram



*Please refer to the actual product

Product description

This temperature recorder is mainly used for temperature monitoring and recording of food and medicine storage and transportation environments, such as refrigerated bags, refrigerated trucks, containers, etc.

This product is connected to a computer via USB, and the recorded data is directly output as a PDF report; the temperature probe is built-in, powered by a CR2032 wide temperature lithium battery. The product is equipped with a barcode.

Technical Parameters

All function-related parameters of this recorder are configured by the factory, and users can customize some of these parameters according to their needs;

Measuring temperature	-10°C~-30°C/14°F~-86°F	Data interface	USB2.0
Storage temperature	-10°C~-30°C/14°F~-86°F	Report type	PDF format data report
Temperature measurement accuracy	±0.5°C/±0.9°F	Power supply	Built-in CR2032 wide temperature lithium battery
Sensor	Built-in NTC	Battery life	90 days
Recording capacity	capacity of 10000 groups (maximum)	Dimensions	48*32*9mm(length*section*height)
Recording period	6, 15, 30, 60, 90 days (customizable)	Weight	about 11g
Alarm type	single type (Sin), cumulative type (Cum)		
Alarm threshold	Factory default (customizable)		

ⓘ Note: Before the recorder is started, it is recommended to store at room temperature

Parameter description: Maximum 10000 groups, the actual recording capacity is different due to different recording periods;
Start delay: After the recorder is started, it waits for the set delay time to start recording, and the delay time can be customized;
Alarm threshold: According to the threshold, the alarm interval can be set. The temperature recorder supports a temperature upper limit and a temperature lower limit setting;

H	The interval greater than H is the ultra-high temperature alarm interval
L	The interval less than L is the ultra-low temperature alarm interval

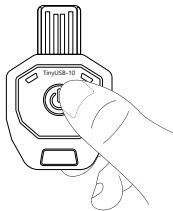
Alarm type:

Single type	the recorder performs a single timing of continuous over-temperature events
Cumulative type	the recorder counts all over-temperature events cumulatively

Alarm delay: When the temperature enters the over-temperature alarm zone, the recorder will not alarm immediately. Only when the over-temperature duration exceeds the alarm delay, the alarm will start;

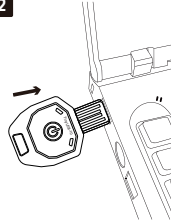
Operating instructions

1



Long press for 5 seconds to start recording, the green light flashes 5 times.

2



Insert the recorder into the USB port of the computer to view the PDF data report.

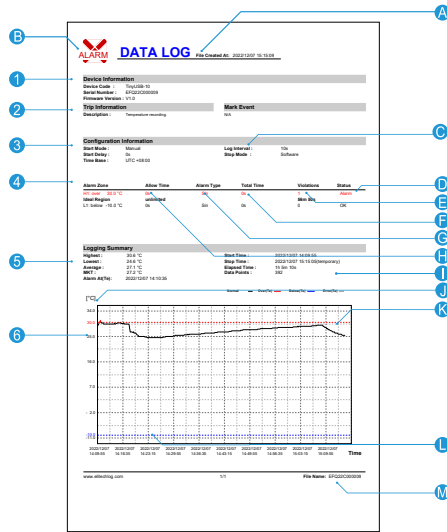
Status indication

Short press the button, you can judge the working status of the recording by the flashing of the red (green) indicator light.

Status	Indicator light
Does not start	Red, green lights flashing simultaneously 1 times
Start-up delay	Red, green blink alternately 1 times
Start - Normal	Blinking green light 1 times (green LED per 10 automatically flashes seconds 1 times)
Start - alarm	Indicator flashes red 1 views (red light every 10 auto flash seconds 1 times)
Start - mark	Red and green indicator lights flash 3 times at the same time
Start - mark overrun	Overrun The red and green indicator lights flash alternately 3 times
Stop - normal	Green indicator flashes 2 times
Stop - alarm	The red indicator light flashes 2 times



Content of report



- | | |
|--|---|
| 1 Basic product information | C set stop method |
| 2 Descriptions (customizable) | D Alarm status of D alarm section |
| 3 configuration information | E total number exceeds the alarm threshold temperature |
| 4 Alarm threshold and related statistics | F The total length of time that the F temperature exceeds the alarm threshold |
| 5 Statistics | G alarm delay and alarm type |
| 6 Temperature data graph | H alarm threshold and alarm interval division |
| A file creation time (stop recording time) | I stop time (actual stop method) |
| B alarm indication (the content of the picture shows the alarm state) | J data curve graph ordinate unit |
| | K alarm threshold |
| | L record data curve Note: ultra-high temperature is red, ultra-low temperature is blue, others are black |
| | M file name (serial number + purpose description ID) |

Warranty

Elitech's warranty covers any malfunction caused by the product quality, transportation, or manufacturing process under normal use for a period of one year from the purchased date. During the warranty period, any failures due to the reasons mentioned will be repaired or replaced free of charges.

The warranty does not apply if any of the following conditions is met:

1. Damage resulting from accidents, misuse, abuse, alteration, tampering or failure of the purchaser to follow normal operating procedures outlined
2. Defects or damage due to spillage of food or liquids or wrong usage of electrical supply & voltage;
3. Damage, losses, defects or malfunction as a result of natural events such as fires, floods also animal or insect infestations;
4. Scratches & damage to the outer surface areas and externally exposed parts that are caused by the user's poor handling.
5. If any part or parts of the unit are replaced with a part or parts not supplied or approved by us or the unit has been dismantled or repaired by any person other than a Elitech authorized technician;
6. Use of products, equipments, systems, utilities, services, parts, supplies, accessories, applications, installation, repairs, external wiring, connectors not supplied and/or authorized by Elitech, or which damage this product or result in service problems.

Important Usage Information

- Keep the product in a dry and ventilated place ,abstaining from moistness .
- Do not do any unauthorized changes, it may affect irreversible damage to this device
- For the first time use. Please press the button, confirm that the RECORD and STATUS light both flashed.
- Data stored in data logger is retrievable after battery ran out. · Please use it within the device measurable range
- After the device started, it cannot be configured again · Device contains battery, please do not heat , microwave or damage it.
- ♻️ Please follow local regulations when recycling or disposing of Elitech data loggers.

Company Name: Elitech Technology Inc.

Address: 2528 Qume Dr, Ste 2 San Jose, CA 95131 USA

Tel: 408-898-2866 (office)

Official Website: www.elitechlog.com.

Email: coldchain@e-elitech.com