

# EMG manifold upgrade instructions



*Note:*

- 1. Before upgrading, please fully charge the manifold or connect the charging cable for operation*
- 2. Only the manifold software version V1.7 or later can be upgraded*

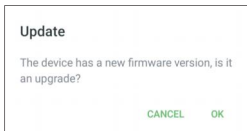
1. Scan the QR code below to download the latest version of Elitech Tools APP.

Note: Android software version is greater than V5.5.4,  
Apple software version is greater than V2.3.5

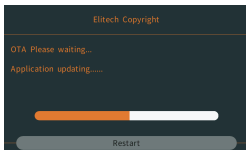


2. Turn on the manifold and turn on Bluetooth (SETTINGS ->Settings -> Wireless->BLE), open Elitech Tools and connect the manifold.

3. After the connection is successful, the APP will automatically pop up the update prompt, or click Settings -> Update Firmware in the lower right corner, the update window will pop up, and click OK.



The device jumps out of the update window, and the update time is about 3 minutes. After the progress bar is finished, click Restart to shut down the device. After the update, manually restart the device.



4. After the update is complete, the device enters the upgrade page. After the upgrade is complete, the device shuts down

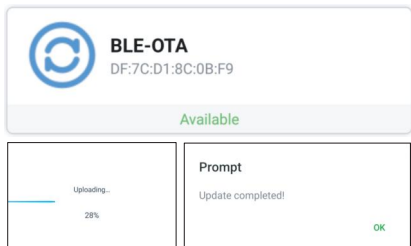


*Note: If the device stays on this interface for more than 1 minute, hold down the power button for more than 8 seconds to restart the device.*

5.Boot to enter the new program interface, as shown in the following figure



5.1 Upgrade the Bluetooth firmware of the product, open the Elitech tools APP , and search for the device; Click on the BLE-OTA device found, and the APP will automatically upgrade the Bluetooth firmware. Wait for the BLE firmware upgrade to complete.

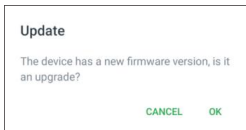


5.2 After upgrading the Bluetooth device, hold down the power button for 8 seconds to restart the manifold.

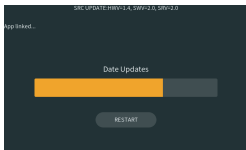
5.3 Tap the device interface APP BLE UPDATE.



Enter the Elitech tools APP, search for the manifold device, click Connect after finding it, the mobile phone prompts you to upgrade, click OK;



If App linked is displayed on the device screen, the connection is successful. You can upgrade resources again. The upgrade takes 10-15 minutes.



6. After the upgrade is complete, tap the RESTART screen to shut down the device and restart the device manually.



The product has been updated, looking forward to your experience, please scan the QR code below for the new version manual.

