



TRAILER PARTS CATALOGUE TRADE



Active Fabrications QLD Pty Ltd 63 - 65 Logan
River Rd, Beenleigh

PH: (07) 3807 6666 Fax: 3807 6909
www.activefabrications.com.au



CONDITIONS OF SALE &

ACTIVE FABRICATIONS QLD PTY LTD will offer a 12 month limited warranty from date of purchase on any of our parts deemed faulty or defective within this time period.

Active Fabrications will not except any liability for any damage which results from alteration, accident, missuse, neglect or improper installation, operation or maintainance.

Active Fabrications will not be liable for any indirect or direct damaged caused by any defective component. Nor will they be responsible for any repaires or charges carried out by people other then ourselves unless prior authorisation is given in writing.

Active Fabrications warranty is limited to the repair or replacement of the defective component.

Active Fabrications Qld Pty Ltd remains the owner of all products until paid in full.

Active Fabrications hold no responsibilty for components ordered at any time, if you are unaware of any legal requirements by an individual to ensure safety please refer to your States transport Authority.

ALL PRICES ARE EXCLUDING GST

PRICES ARE CORRECT AT TIME OF PRINTING & OR GOING LIVE ON WEB, PRICES ARE SUBJECT TO CHANGE WITHOUT NOTICE. WHILSTALL CARE IS TAKEN TO ENSURE PRICING IS UP TO DATE SOME PRICES MAY DIFFER FROM THOSE LISTED IN THE CATALOGUE.

HANDY TIPS & HINTS

All Capacities and measurements are for guide use only. Any further clarification of anything mentioned below should be confirmed with your Local Agency responsible for trailers in your State.

AXLE CARRYING CAPACITY

39mm Round & 40mm Square Axles (L/M or Holden Turn)

45mm & 50mm Round or Square Axles (S/L or Ford Turn)

45mm & 50mm Round or Square (Paralell or ESS Turn)

50mm Round (M/T Turn) & 56mm Round (Dexter Turn)

60mm Round (3Ton turn)

BRAKING CAPACITY

9" Mechanical Drum	1200kg	(13/14" Wheels)
9" Hydraulic Drum	1450kg	(13/14" Wheels)
10" Mechanical Disk	1250kg	(13/14" Wheels)
10" Hydraulic Disk	1250kg	(13/14" Wheels)
10" Electric Drum	1600kg	(13/14" Wheels)
12" Electric Drum	2500kg	(15/16" Wheels)

DIGGA IMPORTS STEEL RIM RATINGS

14" Steel Rims (HT, HQ, Ford, Landcruiser) 15" Steel Rims (Ford & Landcruiser)

16" Steel Rims (Landcruiser 5 & 6 stud)



301	2000Kg 2 Hole Plunger Coupling with Adj Bolt
301a	2000Kg Zinc Plated 3 Hole Plunger Coupling with Adj Bolt
301b	2000Kg Zinc Plated 2 Hole Plunger Coupling with Adj Bolt
302	2000Kg Override Coupling with Hand Brake Plate. (Light Spring)
302a	2000Kg Override Coupling with Hand Brake Plate. (Heavy Spring)
303	Hand Brake Plate suit 502 Ring Coupling
304	2000Kg Override Coupling with 3/4 Cyinder & Bracket (Light Spring)
304h	2000Kg Override with 3/4 Cyinder & Bracket (Heavy Spring)
305	2000Kg Override Coupling only (Light Spring)
305h	2000Kg Override Coupling only (Heavy Spring)
305g	2000Kg Zinc Plated Override Coupling (Light Spring)
305gt	2000Kg Zinc Plated Override Coupling (Heavy Spring)
306	Hydraulic Cylinder Bracket only suit 3/4 & 7/8
307	3/4" Master Cylinder with Mounting Bracket
308	Mechanical Hand Brake Plate
308g	Mechanical Hand Brake Plate Zinc
309	Mechanical Boat Brake to Suit 50mm (Used for Center Drawbars)



Part No. Description

309a	Mechanical Boat Brake to Suit 75mm (Used for Center Drawbars)	
309b	Raising Kit to Suit Boat Brake	
309c	Mechanical Boat Brake to Suit 75mm (Used for Center Drawbars)	
312	3/4" Master Cyliner	
312a	3/4" Master Cylinder Replacement Cap	
312b	7/8" Master Cylinder	
313	3500Kg Electric Coupling With Hand Brake	
313t	3500Kg Electric Coupling (Trigg)	
313g	3500Kg Zinc Plated Electric Coupling	
313gt	3500Kg Zinc Plated Electric Coupling (Trigg)	
314	4500Kg Electric Coupling with Hand Brake Lever suit 70mm Ball	
315	70mm Towball	
318	Standard Coupling Lock	
319	Car to Coupling Lock	
320	Reversing Aid	
401	1000Kg Starnut Coupling	
404	2270Kg Weld on Coupling with Adj Bolt	
405	2270Kg RHS Coupling With Adj Bolt (Suits 1/2" BSW Thread)	
406	Swivel Head Motorcycle Coupling	

Part No.	Description
----------	-------------

502	75mm Ring Override Coupling 2250Kg Rated
508	75mm Ring Coupling Swivel only 2250Kg Rated
503	75mm 3 Hole Ring Coupling 3000Kg Rated
504	75mm 4 Hole Ring Coupling 3500Kg On Road, 6000Kg Off Road Rated
511	75mm Ring Coupling 6000Kg Rated
512	75mm Weld on Ring Coupling 6000Kg ADR Approved
601	Duel Purpose Pintel Hook with 50mm Ball Hook 5400Kg, Ball 4500Kg, 2000Kg D-Rated
602	Rigid Mount Pintel Hook 5000Kg
603	Swivel Mounted Pintel Hook 6800Kg
604a	6000Kg Bartlet Coupling Complete
606	Snapper Pins suit Pintel Hook
701	2000Kg Poly Block Coupling (Import)
701t	3500Kg Trigg Bros Poly Block Coupling
701a	Towbar Attachment Suit Poly Block Coupling (import)
701b	Towbar Pin, Clip & Spring
701c	2000Kg American Style Off Road Coupling
701at	Towbar Attachment suit Poly Block Coupling (Trigg Bros)



Part No.	Description	Price
----------	-------------	-------

702	2000Kg Mechanical Overrdie Poly Block Coupling	
703	2000Kg Hydraulic Overrdie Poly Block Coupling	
70150	3500Kg Off Road Swivel Ball Coupling	
70250	2000Kg Off Road Swivel Ball Override Coupling	
708	6000Kg Fifth Wheel Coupling includes 2 5/16" Ball	
708c	6000Kg Fifth Wheel Coupling Only	
709	2 5/16" Ball suit 708 Coupling	
710	9000Kg Fifth Weel Coupling Includes 3" Ball (Non ADR Approved)	
710a	9000Kg Fifth Wheel Coupling Only (ADR Approved)	
710c	9000Kg Fifth Wheel Coupling Only	
711	3" Ball to suit 710 Coupling	
711a	3" Ball to suit 710a Coupling (ADR Approved)	
704	Side Mount Hand Brake Lever	
704a	Front Mount Hand Brake Lever	
514	Towbar Pin & Clip	
515	Lockable Towbar Pin	
509	RHS Angled Replacement Tougue & Ball	



Part No.	Description
----------	-------------

509b	RHS 90 Degree Bend replacement Tougue & Ball
509c	Adjustable Height replacement Tougue only
510	RHS Tougue to suit Pintel Hook
801	Handle, Safety Catch Assembly
802	Plunger Spring Suits all Couplings
803	Safety Catch Spring Only
804	Adjuster Bolt and Nut (Trigg)
804a	Adjuster Bolt and Nut (Import)
805	2 Hole Mounting plate
805b	2 Hole Mounting Plate
805a	3 Hole Mounting Plate
808	4 Hole Mounting Plate
808a	6 Hole Mounting Plate suit all Standard Couplings
809	Safety Catch Suit all Couplings
810	Coupling Keeper Shaft
812	Reversing lock and pin
814	Override brake handle



Part No.	Description
----------	-------------

- | | |
|-----|---|
| 901 | 3Lf Slipper Spring (600Kg p/pr) 45x6x760 |
| 902 | 4Lf Slipper Spring (900Kg p/pr) 45x6x760 |
| 903 | 5Lf Slipper Spring (1000Kg p/pr) 45x6x760 |
| 904 | 6Lf Slipper Spring (1200Kg p/pr) 45x6x760 |
| 911 | 9Lf Slipper Spring (1600kg p/pr) 45x6x760 |



- | | |
|------|--|
| 906a | 3Lf Slipper Spring Galvanised 45x6x760 |
| 906b | 4Lf Slipper Spring Galvanised 45x6x760 |
| 906c | 5Lf Slipper Spring Galvanised 45x6x760 |
| 906d | 6Lf Slipper Spring Galvanised 45x6x760 |
| 906e | 7Lf Slipper Spring Galvanised 45x6x760 |
| 906f | 9Lf Slipper Spring Galvanised 45x6x760 |

(Please be aware Galvanised or Dacromat Springs DO NOT have ratings)



- | | |
|------|---|
| 907 | Black Parabolic Slipper Spring (600kg p/pr) |
| 908 | Black Parabolic Slipper Spring (1000kg p/pr) |
| 909 | Black Parabolic Slipper Spring (1400kg p/pr) |
| 907g | Galvanised Springs Galvanised Parabolic Slipper Spring (600Kg p/pr) |
| 908g | Galvanised Parabolic Slipper Spring (1000Kg p/pr) |
| 909g | Galvanised Parabolic Slipper Spring (1400Kg p/pr) |



- | | |
|-----|--|
| 905 | 5 Lf 60mm Wide Slipper Spring (60x6.5x760)
(1300 Kg p/pr) |
| 906 | 6 Lf 60mm Wide Slipper Spring (60x6.5x760)
(1500 Kg p/pr) |
| 900 | 7 Lf 60mm Wide Slipper Spring (60x6.5x760)
(1700 Kg p/pr) |



Part No.	Description
----------	-------------

9282lf	2Lf Slipper Spring (700Kg p/pr) 45x8x710
9283lf	3Lf Slipper Spring (850Kg p/pr)

928g2lf	2Lf Galvanised Slipper Spring 45x8x710
928g3lf	3Lf Galvanised Slipper Spring

914l	4Lf Eye to Eye Spring (1100Kg p/pr) 45x8x710
915l	5Lf Eye to Eye Spring (1300Kg p/pr) 45x8x710
916l	6Lf Eye to Eye Spring (1500Kg p/pr) 45x8x710
917l	7Lf Eye to Eye Spring (1700Kg p/pr) 45x8x710
918l	8Lf Eye to Eye Spring (1900kg p/pr) 45x8x710

Galvanised/Dacromat

914lg	4Lf Eye to Eye Spring (1100Kg p/pr) 45x8x710
915lg	5Lf Eye to Eye Spring (1300Kg p/pr) 45x8x710
916lg	6Lf Eye to Eye Spring (1500Kg p/pr) 45x8x710

910	5Lf 60mm wide Eye to Eye Spring (1300Kg p/pr) 60x6.5x680 (Offset Center Bolt)
912	6Lf 60mm wide Eye to Eye Spring (1500Kg p/pr) 60x6.5x680 (Offset Center Bolt)
935	5Lf 60mm wide Eye to Eye Spring (1300kg p/pr) 60x6.5x710 (Offset Center Bolt)
936	6Lf 60mm wide Eye to Eye Spring (1500kg p/pr) 60x6.5x710 (Offset Center Bolt)
937	7Lf 60mm wide Eye to Eye Spring (1700kg p/pr) 60x6.5x710 (Offset Center Bolt)



Part No.	Description
----------	-------------

- 918 Eye Slipper Fitting Kit Suit 45mm Spring
(Please select 1/2" u/bolt size on ordering)
- 918g Eye Slipper Fitting Kit Galvanised Suit 45mm Spring
(Please select 1/2" u/bolt size on ordering, no welding parts are Galvanised)
- 919 Eye Slipper Fitting Kit Suit 60mm Spring
(Please select 1/2" u/bolt size on ordering)
- 921 Eye To Eye Fitting Kit suit 45mm Spring & 1/2" bolts
(Please select 1/2" u/bolt size on ordering)
- 922 Eye To Eye Fitting Kit suit 45mm Spring & 9/16" bolts
(Please select 1/2" u/bolt size on ordering)
- 923 Eye To Eye Fitting Kit suit 45mm Spring & 5/8" bolts
(Please select 1/2" u/bolt size on ordering)



- 924 1/2" U/bolt & Fish Plate Kit suit 45mm Spring
(Please select 1/2" u/bolt size on ordering)
- 924g 1/2" U/bolt & Fish Plate Kit Galv suit 45mm Spring
(Please select 1/2" u/bolt size on ordering)
- 924a 1/2" U/bolt & Fish Plate Kit suit 60mm Spring
(Please select 1/2" u/bolt size when ordering)
- 925 5/8" U/bolt & Fish Plate Kit suit 60mm Spring
(Please select 5/8" u/bolt size when ordering)
- 926 1/2" Eye to Eye Fitting kit suit 60mm spring & 5/8" Bolts
(Please select 1/2" u/bolt size when ordering)
- 927 5/8" Eye to Eye Fitting Kit suit 60mm Spring & 5/8" Bolts
(Please select 5/8" u/bolt size when ordering)



- 1004al Apex and Rocker Bar Assembly (Long Bar)
- 1004as Apex and Rover Bar Assembly (Short Bar)
- 1004ba Solid Rocker Bar suit 45mm Spring Long
- 1004b Solid Rocker Bar suit 45mm Spring Short)
- 1004bc Fabricated 2pce Rocker Bar
- 1004c1 Apex suit 45mm Rocker Bar 1 piece
- 1004c2 Apex suit 45mm Rocker Bar 2 piece
- 1004r Rocker Bar suit 2-4000Kg Rock Roller Springs
- 1004ra Apex Suit 2-4000Kg Rock Roller Springs
- 1004e Hanger to suit 2-4000Kg Rock Roller Springs



- 1005 Horse Float or Helper Spring 14mm
(Approx weight of door 40Kg)
- 1006 Horse Float or Helper Spring 16mm
(Approx weight of door 60Kg)
- 1015 Horse Float or Helper Spring 17mm
(Approx weight of door 80Kg)
- 1008 Horse Float or Helper Spring 19mm
(Approx weight of door 100Kg)

Part No.	Description
----------	-------------

1003a	2000Kg Imported Rock Roller Spring Set (Center Bolt)
-------	--

1003ag	2000Kg Imported Gal Rock Roller Spring Set (Springs Galv,Center Bolt)
--------	---

1002a	3000Kg Imported Rock Roller Spring Set (Center Bolt)
-------	--

1002ag	3000Kg Imported Gal Rock Roller Spring Set (Springs Galv, Center Bolt)
--------	--

1001a	4000Kg Imported Rock Roller Spring Set (Center Bolt)
-------	--

1001ag	4000Kg Imported Gal Rock Roller Spring Set (Springs Galv, Center Bolt)
--------	--

1000b	4500Kg Imported Rock Roller Spring Set
-------	--

1004	4500Kg Imported Rock Roller Tri Spring Set
------	--

1103	2000Kg Load Sharing Rocker Spring Set (45x8x710x4Lf Springs used)
------	---

1104	2600Kg Load Sharing Rocker Spring Set (45x8x710x5Lf Springs used)
------	---

1105	3000Kg Load Sharing Rocker Spring Set (45x8x710x6Lf Springs used)
------	---

1106	3000Kg Greaseable Load Sharing Rocker Spring Set (45x8x710x6Lf Springs used) (1103-1106 U-bolt kits are not included)
------	--

11002.5t	2500kg Australian Single Axle Spring Set
----------	--

1100eco	2000Kg Imported Single Axle Spring Set
---------	--

1101i	1500Kg Imported Single Axle Spring Set
-------	--

1102i	1000Kg Imported Single Axle Spring Set
-------	--



Part No.	Description
----------	-------------

1107	1/2" x 7/8" x 45mm Spring Bush
1108	9/16" x 7/8" x 45mm Spring Bush
1109	5/8" x 7/8" x 45mm Spring Bush
1109a	5/8" x 7/8" x 50mm Spring Bush
1110	1/2" x 3/4" x 45mm Spring Bush
1111	9/16" x 3/4" x 45mm Spring Bush
1109b	Steel Rock Roller Bush 5/8" x 32 x 60
1201	Slotted Fish Plate Suit 39 - 50mm U-Bolts
1201b	Slotted Gal Fish Plate Suit 39 - 50mm U-Bolts
1202	Heavy Duty Fish Plate Suit 45mm Axle & 60mm Springs (Suit 5/8" U-Bolts)
1203	Heavy Duty Fish Plate Suit 50mm Axle and 60mm Spring (Suit 5/8" U-Bolts)
1203a	Heavy Duty Fish Plate Suit 56mm Axle and 60mm Spring (Suit 5/8" U-Bolts)
1203b	Heavy Duty Fish Plate Suit 60mm Axle and 60mm Spring (Suit 5/8" U-Bolts)
120360	Slotted Fish Plate Suit 39 -50mm Axle and 60mm Springs (Suit 1/2" U-Bolts)
1204	1/2" Front Hanger Suit 45mm Spring (40x6mm)
1207	9/16" Front Hanger Suit 45mm Spring (40x8mm)



Part No.	Description
----------	-------------

1208	5/8" Front Hanger Suit 45mm Spring
1207a	5/8" Front Hanger Suit 60mm Spring
1211	Rear Keeper Suit 45mm Slipper Spring
1207b	Rear Keeper Suit 60mm Slipper Spring
1208a	Tandem Slipper Hanger Suit 45mm Spring
1206	Dumb Jack Suit 45mm Spring 1/2" Bush
1206b	Dumb Jack Suit 45mm Spring 9/16" Bush
1206c	Dumb Jack Suit 45mm Spring 5/8" Bush
1206u	Dumb Jack U-Shape zinc Plated Suit 45mm Spring 1/2" Bush
1206ub	Dumb Jack U-Shape zinc Plated Suit 45mm Spring 9/16" Bush
1206uc	Dumb Jack U-Shape zinc Plated Suit 45mm Spring suit 5/8 Bush
120660	Dumb Jack Suit 60mm Spring 5/8" Bush
1209	Standard Axle Pad (40x50x8mm)
1210	Heavy Duty Axle Pad (50x60x10mm)
1212a	Shackle Plate suit 1/2" (40x8mm) 65mm Between Hole Centers
1212b	Shackle Plate suit 9/16" (40x8mm) 65mm Between Hole
1212c	Shackle Plae Suit 5/8" (50x8mm) 85mm Between Hole Centers



Part No.	Description
----------	-------------

1213	1/2" UNF Wheel Stud
1216	1/2" UNF Wheel Nut
1214	7/16" UNF Wheel Stud
1215	7/16" UNF Wheel Nut
1218	1/2" UNF Long Wheel Stud Short Knurl
1225	1/2" UNF Long Wheel Stud Long Knurl
1226	1/2" UNF Wheel Stud suit Dexter Drum
1222	9/16" UNF Wheel Stud
1224	9/16" UNF Wheel Stud Long Knurl
1221	9/16" UNF Wheel Nut
1220	5/8" UNF Wheel Stud Short Knurl
1223	5/8" UNF Wheel Stud Long Knurl
1219	5/8" UNF Wheel Nut
1215a	7/16" UNF Mag Wheel Nut
1216a	1/2 UNF Mag Wheel Nut



Part No.	Description
----------	-------------

1302	3/4" Axle Washer Zinc Plated
1302a	3/4" Axle Washer Stainless Steel
1303	3/4" Axle Nut Zinc Plated
1301	1/2" Spring Washer Zinc Plated
1305	1/2" Flat Wahser Zinc Plated
1331	1/2" x 3/4" Zinc Plated Bolt
1306	1/2" x 1 1/2" Zinc Plated Bolt
1304	1/2" x 3 1/2" Zinc Plated Bolt
1314	1/2" BSW Nut Zinc Plated
1311	1/2" BSW Nyloc Nut Zinc Plated
1311a	1/2" UNC Nyloc Nut Zinc Plated
1337	1/2" x 2" UNC High Tensile Bolt
1338	1/2" x 3 1/2" UNC High Tensile Bolt
1339	1/2" x 4" UNC High Tensile Bolt
1327	3/8" x 3 1/2" Zinc Plated Bolt
1327a	3/8" x 1 1/2" Zinc Plated Bolt
1307	9/16 x 3 1/2" UNF High Tensile Shackle Bolt
1309	9/16 x 3 1/2" UNF High Tensile Greaseable Shackle Bolt



Part No.	Description
----------	-------------

1312	9/16" UNF Nyloc Nut Zinc Plated
1308	5/8" x 3 1/2" UNF High Tensile Shackle Bolt
1310	5/8" x 3 1/2" UNF Greasable High Tensile Shackle Bolt
1316	5/8" x 4" UNF High Tensile Shackle Bolt
1333	5/8" x 4" UNF Greasable High Tensile Shackle Bolt
1315	5/8" UNC Nut Zinc Plated
1313	5/8" UNF Nyloc Nut Zinc Plated
1329	M4 x 25mm Split Pin
1329b	M4 x 25mm Stainless Steel Split Pin
1329a	M4 x 36mm Split Pin
1329c	M4 x 36mm Stainless Steel Split Pin
1320	L/M Standard Bearing Seal
1323	S/L & Ess Standard Bearing Seal
1325	L/M 2pce Marine Seal
1324	S/L & Ess 2pce Marine Seal
1321	M/T Standard Bearing Seal
1341	Dexter Standard Bearing Seal
1340	3 Ton Standard Bearing Seal
1317	Standard Dust Cap Suit L/M & S/L Hubs
1319	Dust Cap Suit Parralell Bearings
1318	Dust Cap Suit Dexter Bearings
1342	3" Dust Cap Suit 3000Kg Bearings
1328	Grease Nipple
1332	1" Axle Nut
1336	1" Axle Washer



**Part
No.**

- 1401a 39mm Round 1/2" x 100mm long Zinc U-Bolt
- 1401 39mm Round 1/2" x 115mm long Zinc U-Bolt
- 1402 39mm Round 1/2" x 127mm long Zinc U-Bolt

- 1407 50mm Round 1/2" x 127mm long Zinc U-Bolt
- 1408 50mm Round 1/2" x 140mm long Zinc U-Bolt
- 1409 57mm Round 1/2" x 140mm long Zinc U-Bolt

- 1410 40mm Square 1/2" x 115mm long Zinc U-Bolt
- 1411 40mm Square 1/2" x 127mm long Zinc U-Bolt

- 1414 50mm Square 1/2" x 127mm long Gal U-Bolt
- 1420 50mm Square 1/2" x 75mm long gal U-Bolt
- 1419 50mm Square 1/2" x 100mm long gal U-Bolt
- 1421a 100mm Square 1/2" x 125mm long gal U-Bolt

- 1424 39mm Round 1/2" x 100mm long Gal U-Bolt
- 1425 39mm Round 1/2" x 115mm long Gal U-Bolt
- 1426 45mm Round 1/2" x 115mm long Gal U-Bolt
- 1427 45mm Round 1/2" x 127mm long Gal U-Bolt
- 1428 45mm Square 1/2" x 115mm long Gal U-Bolt
- 1429 45mm Square 1/2" x 127mm long Gal U-Bolt
- 1430 45mm Square 1/2" x 140mm long Gal U-Bolt
- 1431 55mm Square 1/2" x 152mm long Gal U-Bolt
- 1421 100mm Square 1/2" x 75mm long Gal U-Bolt
- 1422 75mm Square 1/2" x 75mm long Gal U-Bolt



- 1432 45mm Round 5/8" x 152mm long Zinc
- 1433 50mm Round 5/8" x 152mm long Zinc
- 1434 56mm Round 5/8" x 152mm long Zinc
- 1435 60mm Round 5/8" x 152mm long Zinc
- 1436 45mm Square 5/8" x 180mm long Gal
- 1437 50mm Square 5/8" x 180mm long Gal



- 1417 50mm Chrome Tow Ball 2500kg
- 1418 50mm Chrome Long Shank Tow Ball
- 1438 50mm Chrome High Rise Tow Ball
- 1439 50mm Stainless High Rise Tow Ball



Part No.	Description
----------	-------------

1501	39mm Round Stub 10" (255mm) long Holden profile (l/m)
1502	40mm Square Stub 10" (255mm) long Holden profile (l/m)
1504	45mm Square Stub 10" (255mm) long Ford Profile (s/l)
1505	45mm Round Stub 10" (255mm) long Ford profile (s/l)
1506	50mm Round Stub 10" (255mm) long Ford profile (s/l)
1511	45 Square Stub 10" (255mm) long Paralell profile (Ess)
1511r	45 Round Stub 10" (255mm) long Paralell profile (Ess)
1511a	45 Square Stub 10"-15" long Paralell profile (Ess)
1511ar	45 Round Stub 10"-15" long Paralell profile (Ess)
1511b	50mm Square Stub 10" (255mm) long Paralell profile (Ess)
1511c	50mm Round Stub 10" (255mm) long Paralell profile (Ess)
1508	50mm Round Stub 10" (255mm) M/T profile
1509	56mm Round Stub 10" (255mm) Dexter profile
1510	50mm Round Stub 10" (255mm) TB500 profile
1514	60mm Round Stub 10" (255mm) 3 Ton profile



Stubs come complete with Nut, Washer and Pin and can be made to length if required.

Part No.	Description
----------	-------------

1601	39mm Round x 47" Axle
1602	39mm Round x 48" Axle
1626	39mm Round x 49" Axle
1627	39mm Round x 50" Axle
1628	39mm Round x 51" Axle
1629	39mm Round x 52" Axle
1603	39mm Round x 53" Axle
1630	39mm Round x 54" Axle
1631	39mm Round x 55" Axle
1632	39mm Round x 56" Axle
1633	39mm Round x 57" Axle
1634	39mm Round x 58" Axle
1604	39mm Round x 59" Axle
1605	39mm Round x 60" Axle
1606	39mm Round x 61" Axle
1607	39mm Round x 62" Axle
1608	39mm Round x 63" Axle
1609	39mm Round x 64" Axle
1610	39mm Round x 65" Axle
1611	39mm Round x 66" Axle
1612	39mm Round x 67" Axle
1613	39mm Round x 68" Axle
1614	39mm Round x 69" Axle
1615	39mm Round x 70" Axle
1616	39mm Round x 71" Axle
1617	39mm Round x 72" Axle
1624	39mm Round x 73" Axle
1618	39mm Round x 74" Axle
1625	39mm Round x 75" Axle
1619	39mm Round x 76" Axle
1620	39mm Round x 77" Axle
1621	39mm Round x 78" Axle
1622	39mm Round x 79" Axle
1623	39mm Round x 80" Axle



Part No.	Description
1601g	39mm Round x 47" Galvanised
1602g	39mm Round x 48" Galvanised
1626g	39mm Round x 49" Galvanised
1627g	39mm Round x 50" Galvanised
1628g	39mm Round x 51" Galvanised
1629g	39mm Round x 52" Galvanised
1603g	39mm Round x 53" Galvanised
1630g	39mm Round x 54" Galvanised
1631g	39mm Round x 55" Galvanised
1632g	39mm Round x 56" Galvanised
1633g	39mm Round x 57" Galvanised
1634g	39mm Round x 58" Galvanised
1604g	39mm Round x 59" Galvanised
1605g	39mm Round x 60" Galvanised
1606g	39mm Round x 61" Galvanised
1607g	39mm Round x 62" Galvanised
1608g	39mm Round x 63" Galvanised
1609g	39mm Round x 64" Galvanised
1610g	39mm Round x 65" Galvanised
1611g	39mm Round x 66" Galvanised
1612g	39mm Round x 67" Galvanised
1613g	39mm Round x 68" Galvanised
1614g	39mm Round x 69" Galvanised
1615g	39mm Round x 70" Galvanised
1616g	39mm Round x 71" Galvanised
1617g	39mm Round x 72" Galvanised
1624g	39mm Round x 73" Galvanised
1618g	39mm Round x 74" Galvanised
1625g	39mm Round x 75" Galvanised
1619g	39mm Round x 76" Galvanised
1620g	39mm Round x 77" Galvanised
1621g	39mm Round x 78" Galvanised
1622g	39mm Round x 79" Galvanised
1623g	39mm Round x 80" Galvanised

Part No.	Description
----------	-------------

1701	40mm Square x 63" Axle
1702	40mm Square x 64" Axle
1703	40mm Square x 65" Axle
1704	40mm Square x 66" Axle
1705	40mm Square x 67" Axle
1706	40mm Square x 68" Axle
1707	40mm Square x 69" Axle
1708	40mm Square x 70" Axle
1709	40mm Square x 71" Axle
1710	40mm Square x 72" Axle
1711	40mm Square x 73" Axle
1712	40mm Square x 74" Axle
1713	40mm Square x 75" Axle
1714	40mm Square x 76" Axle
1715	40mm Square x 77" Axle
1716	40mm Square x 78" Axle
1717	40mm Square x 79" Axle
1718	40mm Square x 80" Axle
1719	40mm Square x 81" Axle
1720	40mm Square x 82" Axle
1721	40mm Square x 83" Axle
1722	40mm Square x 84" Axle
1723	40mm Square x 85" Axle
1724	40mm Square x 86" Axle
1725	40mm Square x 87" Axle
1726	40mm Square x 88" Axle
1727	40mm Square x 89" Axle
1728	40mm Square x 90" Axle
1729	40mm Square x 91" Axle
1730	40mm Square x 92" Axle
1731	40mm Square x 93" Axle
1732	40mm Square x 94" Axle
1733	40mm Square x 95" Axle
1734	40mm Square x 96" Axle
1735	40mm Square x 97" Axle



Part No.	Description
----------	-------------

1701g	40mm Square x 63" Galvanised
1702g	40mm Square x 64" Galvanised
1703g	40mm Square x 65" Galvanised
1704g	40mm Square x 66" Galvanised
1705g	40mm Square x 67" Galvanised
1706g	40mm Square x 68" Galvanised
1707g	40mm Square x 69" Galvanised
1708g	40mm Square x 70" Galvanised
1709g	40mm Square x 71" Galvanised
1710g	40mm Square x 72" Galvanised
1711g	40mm Square x 73" Galvanised
1712g	40mm Square x 74" Galvanised
1713g	40mm Square x 75" Galvanised
1714g	40mm Square x 76" Galvanised
1715g	40mm Square x 77" Galvanised
1716g	40mm Square x 78" Galvanised
1717g	40mm Square x 79" Galvanised
1718g	40mm Square x 80" Galvanised
1719g	40mm Square x 81" Galvanised
1720g	40mm Square x 82" Galvanised
1721g	40mm Square x 83" Galvanised
1722g	40mm Square x 84" Galvanised
1723g	40mm Square x 85" Galvanised
1724g	40mm Square x 86" Galvanised
1725g	40mm Square x 87" Galvanised
1726g	40mm Square x 88" Galvanised
1727g	40mm Square x 89" Galvanised
1728g	40mm Square x 90" Galvanised
1729g	40mm Square x 91" Galvanised
1730g	40mm Square x 92" Galvanised
1731g	40mm Square x 93" Galvanised
1732g	40mm Square x 94" Galvanised
1733g	40mm Square x 95" Galvanised
1734g	40mm Square x 96" Galvanised
1735g	40mm Square x 97" Galvanised

Part No.	Description
----------	-------------

220663	45mm Round x 63" Axle
220664	45mm Round x 64" Axle
220665	45mm Round x 65" Axle
220666	45mm Round x 66" Axle
220667	45mm Round x 67" Axle
220668	45mm Round x 68" Axle
220669	45mm Round x 69" Axle
220670	45mm Round x 70" Axle
220671	45mm Round x 71" Axle
220672	45mm Round x 72" Axle
220673	45mm Round x 73" Axle
220674	45mm Round x 74" Axle
220675	45mm Round x 75" Axle
220676	45mm Round x 76" Axle
220677	45mm Round x 77" Axle
220678	45mm Round x 78" Axle
220679	45mm Round x 79" Axle
220680	45mm Round x 80" Axle
220681	45mm Round x 81" Axle
220682	45mm Round x 82" Axle
220683	45mm Round x 83" Axle
220684	45mm Round x 84" Axle
220685	45mm Round x 85" Axle
220686	45mm Round x 86" Axle
220687	45mm Round x 87" Axle
220688	45mm Round x 88" Axle
220689	45mm Round x 89" Axle
220690	45mm Round x 90" Axle
220691	45mm Round x 91" Axle
220692	45mm Round x 92" Axle
220693	45mm Round x 93" Axle
220694	45mm Round x 94" Axle
220695	45mm Round x 95" Axle
220696	45mm Round x 96" Axle



Part No.	Description
220663g	45mm Round x 63" Galvanised
220664g	45mm Round x 64" Galvanised
220665g	45mm Round x 65" Galvanised
220666g	45mm Round x 66" Galvanised
220667g	45mm Round x 67" Galvanised
220668g	45mm Round x 68" Galvanised
220669g	45mm Round x 69" Galvanised
220670g	45mm Round x 70" Galvanised
220671g	45mm Round x 71" Galvanised
220672g	45mm Round x 72" Galvanised
220673g	45mm Round x 73" Galvanised
220674g	45mm Round x 74" Galvanised
220675g	45mm Round x 75" Galvanised
220676g	45mm Round x 76" Galvanised
220677g	45mm Round x 77" Galvanised
220678g	45mm Round x 78" Galvanised
220679g	45mm Round x 79" Galvanised
220680g	45mm Round x 80" Galvanised
220681g	45mm Round x 81" Galvanised
220682g	45mm Round x 82" Galvanised
220683g	45mm Round x 83" Galvanised
220684g	45mm Round x 84" Galvanised
220685g	45mm Round x 85" Galvanised
220686g	45mm Round x 86" Galvanised
220687g	45mm Round x 87" Galvanised
220688g	45mm Round x 88" Galvanised
220689g	45mm Round x 89" Galvanised
220690g	45mm Round x 90" Galvanised
220691g	45mm Round x 91" Galvanised
220692g	45mm Round x 92" Galvanised
220693g	45mm Round x 93" Galvanised
220694g	45mm Round x 94" Galvanised
220695g	45mm Round x 95" Galvanised
220696g	45mm Round x 96" Galvanised

Part No.	Description
----------	-------------

Part No.	Description
1801	45mm SQ X 63' BEAM AXLE
1802	45mm SQ X 64' BEAM AXLE
1803	45mm SQ X 65' BEAM AXLE
1804	45mm SQ X 66' BEAM AXLE
1805	45mm SQ X 67' BEAM AXLE
1806	45mm SQ X 68' BEAM AXLE
1807	45mm SQ X 69' BEAM AXLE
1808	45mm SQ X 70' BEAM AXLE
1809	45mm SQ X 71' BEAM AXLE
1810	45mm SQ X 72' BEAM AXLE
1811	45mm SQ X 73' BEAM AXLE
1812	45mm SQ X 74' BEAM AXLE
1813	45mm SQ X 75' BEAM AXLE
1814	45mm SQ X 76' BEAM AXLE
1815	45mm SQ X 77' BEAM AXLE
1816	45mm SQ X 78' BEAM AXLE
1817	45mm SQ X 79' BEAM AXLE
1818	45mm SQ X 80' BEAM AXLE
1819	45mm SQ X 81' BEAM AXLE
1820	45MM SQ X 82' BEAM AXLE
1821	45mm SQ X 83' BEAM AXLE
1822	45mm SQ X 84' BEAM AXLE
1823	45mm SQ X 85' BEAM AXLE
1824	45mm SQ X 86' BEAM AXLE
1825	45mm SQ X 87' BEAM AXLE
1826	45mm SQ X 88' BEAM AXLE
1827	45mm SQ X 89' BEAM AXLE
1828	45mm SQ X 90' BEAM AXLE
1829	45mm SQ X 91' BEAM AXLE
1830	45mm SQ X 92' BEAM AXLE
1831	45mm SQ X 93' BEAM AXLE
1832	45mm SQ X 94' BEAM AXLE
1833	45mm SQ X 95' BEAM AXLE
1834	45mm SQ X 96' BEAM AXLE
1835	45mm SQ PARALLEL BARE AXLE



Part No.	Description	Price
1801g	45mm Square x 63" Galvanised	148.75
1802g	45mm Square x 64" Galvanised	150.75
1803g	45mm Square x 65" Galvanised	152.74
1804g	45mm Square x 66" Galvanised	154.62
1805g	45mm Square x 67" Galvanised	155.88
1806g	45mm Square x 68" Galvanised	158.62
1807g	45mm Square x 69" Galvanised	159.23
1808g	45mm Square x 70" Galvanised	162.52
1809g	45mm Square x 71" Galvanised	164.45
1810g	45mm Square x 72" Galvanised	166.39
1811g	45mm Square x 73" Galvanised	168.45
1812g	45mm Square x 74" Galvanised	170.37
1813g	45mm Square x 75" Galvanised	172.32
1814g	45mm Square x 76" Galvanised	174.30
1815g	45mm Square x 77" Galvanised	176.24
1816g	45mm Square x 78" Galvanised	178.30
1817g	45mm Square x 79" Galvanised	180.23
1818g	45mm Square x 80" Galvanised	182.17
1819g	45mm Square x 81" Galvanised	184.07
1820g	45mm Square x 82" Galvanised	186.03
1821g	45mm Square x 83" Galvanised	188.08
1822g	45mm Square x 84" Galvanised	190.06
1823g	45mm Square x 85" Galvanised	192.03
1824g	45mm Square x 86" Galvanised	192.64
1825g	45mm Square x 87" Galvanised	195.89
1826g	45mm Square x 88" Galvanised	197.94
1827g	45mm Square x 89" Galvanised	199.92
1828g	45mm Square x 90" Galvanised	201.80
1829g	45mm Square x 91" Galvanised	203.79
1830g	45mm Square x 92" Galvanised	207.09
1831g	45mm Square x 93" Galvanised	207.77
1832g	45mm Square x 94" Galvanised	209.72
1833g	45mm Square x 95" Galvanised	211.67
1834g	45mm Square x 96" Galvanised	213.38

Part No.	Description
2301	50mm Square x 63" Axle
2302	50mm Square x 64" Axle
2303	50mm Square x 65" Axle
2304	50mm Square x 66" Axle
2305	50mm Square x 67" Axle
2306	50mm Square x 68" Axle
2307	50mm Square x 69" Axle
2308	50mm Square x 70" Axle
2309	50mm Square x 71" Axle
2310	50mm Square x 72" Axle
2311	50mm Square x 73" Axle
2312	50mm Square x 74" Axle
2313	50mm Square x 75" Axle
2314	50mm Square x 76" Axle
2315	50mm Square x 77" Axle
2316	50mm Square x 78" Axle
2317	50mm Square x 79" Axle
2318	50mm Square x 80" Axle
2319	50mm Square x 81" Axle
2320	50mm Square x 82" Axle
2321	50mm Square x 83" Axle
2322	50mm Square x 84" Axle
2323	50mm Square x 85" Axle
2324	50mm Square x 86" Axle
2325	50mm Square x 87" Axle
2326	50mm Square x 88" Axle
2327	50mm Square x 89" Axle
2328	50mm Square x 90" Axle
2329	50mm Square x 91" Axle
2330	50mm Square x 92" Axle
2331	50mm Square x 93" Axle
2332	50mm Square x 94" Axle
2333	50mm Square x 95" Axle
2334	50mm Square x 96" Axle
2335	50mm Square Paralell 63-96" Axle



Part No.	Description
----------	-------------

1901/s	39mm rnd 9" Hyd Drum Axle
1902/s	40mm Sq 9" Hyd Drum Axle
1902/o	40mm Sq 9" Hyd Drum O/Lay Axle
1902/d	40mm Sq 9" Hyd Drum Drop Axle
1903/s	45mm Sq 9" Hyd Drum Axle
1903/o	45mm Sq 9" Hyd Drum O/lay Axle
1903/d	45mm Sq 9' Hyd Drum Drop Axle
1904/s	45mm Rnd 9" Hyd Drum Axle
1905/s	50mm Rnd 12" Hyd Drum Axle
1905/o	50mm Sq 12" Hyd Drum O/lay Axle
1905/d	50mm Sq 12" Hyd Drum Drop Axle
1906/s	56mm Rnd 12" Hyd Drum Axle
1906/o	50mm Sq 12" Hyd Drum Axle
1906/d	50mm Sq 12" Hyd Drum Drop Axle
1907/s	39mm Rnd 9" Mech Drum Axle
1908/s	40mm Sq 9" Mech Drum Axle
1908/o	40mm Sq 9" Mech Drum O/lay Axle
1908/d	40mm Sq 9" Mech Drum Drop Axle
1909/s	45mm Sq 9" Mech Drum Axle
1909/o	45mm Sq 9" Mech Drum O/lay Axle
1909/d	45mm Sq 9" Mech Drum Drop Axle
1910/s	45mm Rnd 9" Mech Drum Axle
1911/s	39mm Rnd 10" Electric Drum Axle
1912/s	40mm Sq 10" Elect Drum Axle
1912/o	40mm Sq 10" Elect Drum O/lay Axle
1912/d	40mm Sq 10" Elect Drum Drop Axle
1913/s	45mm Sq 10" Elect Drum Axle
1913/o	45mm Sq 10" Elect Drum O/lay Axle
1913/d	45mm Sq 10" Elect Drum Drop Axle
1914/s	45mm Rnd 10" Elect Drum Axle
1915/s	45mm Sq Paralell Elect Drum Axle
1915/o	45mm Sq Para Elect Drum O/lay
1915/d	45mm Sq Para Elect Drum Drop Axle



Part No.	Description
----------	-------------

1939/s	50mm Sq S/L 10" Elect Drum Axle
1939/o	50mm Sq S/L 10" Elect Drum O/Lay Axle
1939/d	50mm Sq S/L 10" Elect Drum Drop Axle
1916/s	50mm Rnd Para 10" Elect Drum Axle
1916/o	50mm Sq Para 10" Elect O/lay Axle
1916/d	50mm Sq Para 10" Elect Drop Axle
1935/sal	60Rnd AL-KO turn 12" Elect drum
1917/s	56mm Rnd Dex 12" Elect Drum Axle
1917/o	50mm Sq Dex 12" Elect O/lay Axle
1917/d	50mm Sq Dex 12" Elect Drop Axle
1917/sq	50mm Sq Dex 12" Elect Drum Axle
1940/s	50mm Sq Dex 12" Mech Disk Axle
1944/S	50mm Sq Dex 12" Hyd Disk Axle
1922/s	39mm Rnd 10" Mech Disk Axle
1923/s	39mm Rnd 10" Hydraulic Disk Axle
1924/s	40mm Sq 10" Mech Disk Axle
1924/o	40mm Sq 10" Mech O/lay Axle
1924/d	40mm Sq 10" Mech Drop Axle
1925/s	40mm Sq 10" Hydraulic Disk Axle
1925/o	40mm Sq 10" Hyd O/lay Axle
1925/d	40mm Sq 10" Hyd Drop Axle
1926/s	45mm Sq 10" Mech Disk Axle
1926/o	45mm Sq 10" Mech O/lay Axle
1926/d	45mm Sq 10" Mech Drop Axle
1927/s	45mm Sq 10" Hydraulic Disk Axle
1927/o	45mm Sq 10" Hyd O/lay Axle
1927/d	45mm Sq 10" Hyd Drop Axle



Part No.	Description
----------	-------------

1928/s	45mm Rnd 10" Mech Disk Axle
1929/s	45mm Rnd 10" Hydraulic Disk Axle
1930/s	60mm Rnd 3 Ton 12" Elect Drum Axle
1935/s	60mm Rnd Dexter 12" Elect Drum Axle
1931/s	45mm Sq 12" Mech Disk Axle
1931/o	45mm Sq 12" Mech O/lay Axle
1931/d	45mm sq 12" Mech Drop Axle
1932/s	60mm Rnd 12" Mech Disk Axle
1933/s	45mm Sq Paralell 12" Mech Disk
1933/o	45mm Sq Para 12" Mech O/lay Axle
1933/d	45mm Sq Para 12" Mech Drop Axle
1934/s	45mm Sq Para 12" Hyd Disk Axle
1934/o	45mm Sq Para 12" Hyd O/lay Axle
1934/d	45mm Sq Para 12" HydDrop Axle
1936/s	60mm Rnd 12" Hyd Disk Axle
1939/s	50mm Sq S/L 10" Elect Drum Axle
1939/o	50mm Sq S/L 10" Elect O/lay Axle
1939/d	50mm Sq S/L 10" Elect Drop Axle

INDEPENDENT RUBBER SUSPENSION

Irs1400b	1400kg Bare Axle
Irs1400wr	1400kg Bare Axle fitted with Electric Weld Rings
Irs1400l	1400kg lazy Axle fitted Hold/Ford
Irs1400l6	1400kg Lazy Axle fitted L/Cruiser
Irs1600wr	1600kg Paralell Bare Axle fitted with Weld Rings
Irs1600l	1600kg Paralell Lazy Fitted (5 & 6 L/C, Ford)
Irs2000wr	2000kg Dexter Bare Axle Fitted Weld Rings
Irs1400eld	1400kg 10" Electric Axle
Irs1400md	1400kg 10" Mechanical Drum Axle
Irs1400hd	1400kg 10" Hydraulic Disk Axle
Irs1600eld	1600kg Paralell 10" Electric Axle



Part No.	Description
----------	-------------

1922/sg	39mm Rnd Galv Mech Disk Axle
1923/sg	39mm Rnd Galv Hyd Disk Axle
1924/sg	40mm Sq Galv Mech Disk Axle
1924/og	40mm Sq Galv Mech O/lay Axle
1924/dg	40mm Sq Galv Mech Drop Axle
1925/sg	40mm Sq Galv Hyd Disk Axle
1925/og	40mm Sq Galv Hyd O/lay Axle
1925/dg	40mm Sq Galv Hyd Drop Axle
1926/sg	45mm Sq Galv Mech Disk Axle
1926/og	45mm Sq Galv Mech O/lay Axle
1926/dg	45mm Sq Galv Mech Drop Axle
1927/sg	45mm Sq Galv Hyd Disk Axle
1927/og	45mm Sq Galv Hyd O/lay Axle
1927/dg	45mm Sq Galv Hyd Drop Axle
1928/sg	45mm Rnd Galv 10" Mech Disk Axle
1929/sg	45mm Rnd Galv 10" Hyd Disk Axle
1933/sg	45mm Sq Gal Para 12" Mech Disk Axle
1934/sg	45mm Sq Galv para 12" Hyd Disk Axle
1941/sg	50mm Sq Gal S/L 12" Mech Disk Axle
1931/sg	45mm Sq Gal s/l 12" Mech Disk Axle
1942/sg	50mm Sq Gal Dex 12" Mech Disk Axle
1943/sg	50mm Sq Gal Paralell 12" Mech Disk Axle
1931/shg	45mm Sq s/l Gal 12" Hyd Disk Axle
1944/sg	50mm Sq Gal S/line 12" Hyd Disk Axle
1945/sg	50mm Sq Gal Dext 12" Hyd Disk Axle
1946/sg	50mm Sq Gal Paralell 12" Hyd Disk Axle
12" Hydraulic Disk	(15"-16" Wheels)
12" Electric Drum	2500kg (15"-16" Wheels)

Part No.	Description
----------	-------------

2001ht	39mm Rnd Lazy Axle Fitted (Ht)
2001hq	39mm Rnd Lazy Axle Fitted (Hq)
2001cd	39mm Rnd Lazy Axle Fitted (C/dore)
2001f	39mm Rnd Lazy Axle Fitted (Ford)
2002	39mm Rnd Lazy Axle fitted (L/C)
2003ht	40mm Sq Lazy Axle fitted (Ht)
2003hq	40mm Sq Lazy Axle fitted (Hq)
2003cd	40mm Sq Lazy Axle fitted (C/dore)
2003f	40mm Sq Lazy Axle fitted (Ford)
2004	40mm Sq lazy Axle fitted (L/C)
2005ht	45mm Sq Lazy Axle fitted (Ht)
2005hq	45mm Sq Lazy Axle fitted (Hq)
2005cd	45mm Sq Lazy Axle fitted (C/dore)
2005f	45mm Sq Lazy Axle fitted (Ford)
2006	45mm Sq Lazy Axle fitted (L/C)
2007ht	45mm Rnd Lazy Axle fitted (Ht)
2007hq	45mm Rnd Lazy Axle fitted (Hq)
2007cd	45mm Rnd Lazy Axle fitted (C/dore)
2007f	45mm Rnd Lazy Axle fitted (Ford)
2008	45mm Rnd Lazy Axle fitted (L/C)
2012SQ	50mm Sq Lazy Axle Dexter Bearings
2012	56mm Rnd Lazy Dexter Bearings
2015	45mm Sq Lazy Paralell Bearings
2016	60mm Rnd Lazy 3ton Bearings
2017	45mm Sq Lazy Axle fitted (N/L/C)
2001g	39mm Rnd Gal Lazy Axle with marine Seals
2002g	39mm Rnd Gal Lazy Axle fitted L/Cruiser
2003g	40mm Sq Gal lazy Axle with marine Seals
2004g	40mm Sq Gal Lazy Axle fitted L/Cruiser
2005g	45mm Sq Gal Lazy Axle with Marine Seals
2006g	45mm Sq Gal Lazy Axle fitted L/Cruiser
2007g	45mm Rnd Gal Lazy Axle with Marine Seals
2008g	45mm Rnd Gal Lazy Axle fitted L/Cruiser



Part No.	Description	Price
----------	-------------	-------

2207a	50mm Round Slim line Axle	
2207ess	50mm Round Paralell Axle	
2207	50mm Round M/T Axle (2000kg)	
2208	56mm Round Dexter Axle (2000kg)	
2211	60mm Round 3Ton Axle	
2211a	60mm Round Dexter Axle (2250kg)	

BARE OVERLAY & DROP AXLES

2202/ov	40mm Square O/lay Axle Hold Turn	
2202/dp	40mm Square Drop Axle Hold Turn	
2203/ov	45mm Square O/lay Axle Ford Turn	
2203/dp	45mm Square Drop Axle Ford Turn	
2204/ov	50mm Square O/lay Axle Ford Turn	
2204/dp	50mm Sqaure Drop Axle Ford Turn	
2205/ov	50mm Sqaure O/lay Axle M/T Turn	
2205/dp	50mm Square Drop Axle M/T Turn	
2210/ov	50mm Square O/lay Axle Dexter Turn	
2210/dp	50mm Square Drop Axle Dexter Turn	

GALVANISED BARE OVERLAY & DROP
















2202/og	40mm Sqaure O/lay Gal Axle	
2202/dg	40mm Square Drop Gal Axle	
2203/og	45mm Square O/Lay Gal Axle	
2203/Dg	45mm Square Drop Gal Axle	

DROP PLATES

2209	Drop plate 2 1/2" suit 40 Sq Beam	
2209a	Drop plate 4" suit 40Sq Beam	
2209b	Drop plate 2 1/2" suit 45Sq Beam	
2209c	Drop plate 4" suit 45Sq Beam	
2212	Drop plate 2 1/2" suit 50Sq Beam	
2212a	Drop plate 4" suit 50Sq Beam	



Part No.	Description
----------	-------------

2401	Mini L/M (4 x 4" PCD 7/16 studs)	
2402	Mini S/L (4 x 4" PCD 7/16 studs)	
2403	Mini Composite (4 x 4" PCD 7/16 studs)	
2404	Cortina L/M (4 x 4.25" PCD 7/16 studs)	
2405	Cortina L/M (4 x 4.25" PCD 7/16 studs)	
2406	Cortina Composite (4 x 4.25" PCD 7/16 studs)	
2407	Datsun L/M (4 x 4.5" PCD 7/16 studs)	
2408	Datsun S/L (4 x 4.5" PCD 7/16 studs)	
2409	Datsun Composite (4 x 4.5" PCD 7/16 studs)	
2410	HT/Torana L/M (5 x 4.25" PCD 7/16 studs)	
2411	HT/Torana S/L (5 x 4.25" PCD 7/16 studs)	
2412	HT/Torana Comp (5 x 4.25" PCD 7/16 studs)	
2413	HQ L/M (5 x 4.75" PCD 7/16 studs)	
2414	HQ S/L (5 x 4.75" PCD 7/16 studs)	
2415	HQ Comp (5 x 4.75" PCD 7/16 studs)	
2416	Ford L/M (5 x 114.3 PCD 1/2 studs)	
2417	Ford S/L (5 x 114.3 PCD 1/2 studs)	
2419	Ford Comp (5 x 114.3 PCD 1/2 studs)	
2420	Gemini L/M (4 x 100 PCD 7/16 studs)	
2421	Gemini S/L (4 x 100 PCD 7/16 studs)	
2422	Gemini Comp (4 x 100 PCD 7/16 studs)	
2423	Mazda L/M (4 x 110 PCD 7/16 studs)	
2424	Mazda L/M (4 x 110 PCD 7/16 studs)	
2425	Mazda S/L (4 x 110 PCD 7/16 studs)	
2426	Commodore L/M (5 x 120 PCD 7/16 studs)	
2427	Commodore S/L (5 x 120 PCD 7/16 studs)	
2428	Commodore Comp (5 x 120 PCD 7/16 studs)	
2501/h	F-100 L/M (5 x 5.5 PCD 1/2 studs)	
2501/f	F-100 S/L (5 x 5.5 PCD 1/2 studs)	
2501/c	F-100 Comp (5 x 5.5 PCD 1/2 studs)	
2502/h	L/Cruiser L/M (6 x 139.7 PCD 1/2 studs)	
2502/f	L/Cruiser S/L (6 x 139.7 PCD 1/2 studs)	
2502/c	L/Cruiser Comp (6 x 139.7 PCD 1/2 studs)	



2505	L/Cruiser Dexter (6 x 139.7 PCD)
2505a	L/Cruiser Dexter (5 x 150 PCD 9/16 studs)
2506	L/Cruiser M/T (6 x 139.7 PCD)
2516	L/Cruiser Paralell (6 x 139.7 PCD)
2516a	L/Crsuier Paralell (5 x 150 PCD)
2518	Range Rover Paralell (5 x 6.5 PCD 5/8 studs)
2519	L/Cruiser (5 x 150 PCD 9/16 studs)
2519lr	Land Rover S/L (5 x 6.5 PCD 9/16 studs)
2519b	Land Rover S/L (5 x 120 PCD 9/16 studs)
2519c	Range Rover S/L (5 x 6.5 PCD 5/8 studs)
2517	L/Cruiser 3 Ton (6 x 139.7 PCD 1/2 studs)
2517a	L/Cruiser 3 Ton (5 x 150 PCD 9/16 studs)
2407g	Datsun L/M (4 x 4.5" PCD 7/16 studs) Galv
2408g	Datsun S/L (4 x 4.5" PCD 7/16 studs) Galv
2409g	Datsun Comp (4 x 4.5" PCD 7/16 studs) Galv
2410g	HT L/M (5 x 4.25 PCD 7/16 studs) Galv
2411g	HT S/L (5 x 4.25 PCD 7/16 studs) Galv
2412g	HT Comp (5 x 4.25 PCD 7/16 studs) Galv
2413g	HQ L/M (5 x 4.75 PCD 7/16 studs) Galv
2414g	HQ S/L (5 x 4.75 PCD 7/16 studs) Galv
2415g	HQ Comp (5 x 4.75 PCD 7/16 studs) Galv
2416g	Ford L/M (5 x 114.3 PCD 1/2 studs) Galv
2417g	Ford S/L (5 x 114.3 PCD 1/2 studs) Galv
2419g	Ford Comp (5 x 114.3 PCD 1/2 studs) Galv
2420g	Gemini L/M (4 x 100 PCD 7/16 studs) Galv
2421g	Gemini S/L (4 x 100 PCD 7/16 studs) Galv
2422g	Gemini Comp (4 x 100 PCD 7/16 studs) Galv
2426g	Cdore L/M (5 x 120 PCD 7/16 studs) Galv
2427g	Cdore S/L (5 x 120 PCD 7/16 studs) Galv
2502/hg	L/Cruiser L/M (6 x 139.7 PCD 1/2 studs) Galv
2502/fg	L/Cruiser S/L (6 x 139.7 PCD 1/2" Studs) Galv



Part No.	Description
----------	-------------

2507	L/M (Holden) Bearing Kit (1 Wheel)
------	------------------------------------

2507j	L/M (Holden) Bearing Kit (Jap)
-------	--------------------------------

2508	S/L (Ford) Bearing Kit (1 Wheel)
------	----------------------------------

2508j	S/L (Ford) Bearing Kit (Jap)
-------	------------------------------

2509	Composite Bearing Kit (1 Wheel)
------	---------------------------------

2509j	Composite Bearing Kit (Jap)
-------	-----------------------------

2513	Paralell Bearing Kit (1 Wheel)
------	--------------------------------

2513j	Paralell Bearing Kit (Jap)
-------	----------------------------

2510	M/T Bearing Kit (1 Wheel)
------	---------------------------

2510j	M/T Bearing Kit (Jap)
-------	-----------------------

2512	Dexter Bearing Kit (1 Wheel)
------	------------------------------

2512j	Dexter Bearing Kit (Jap)
-------	--------------------------

2511a	3 Ton Bearing Kit (1 Wheel)
-------	-----------------------------

2511j	3 Ton Bearing Kit (Jap)
-------	-------------------------

3810	Standard Stainless Bearing Buddies (pair)
------	---

3810a	Paralell Bearing Buddies (pair)
-------	---------------------------------

Holden Bearing	LM67048/10 - LM11949/10
----------------	-------------------------

Ford Bearing	LM68149/10 - 12749/10
--------------	-----------------------

Composite	LM68149/10 - 12749/10
-----------	-----------------------

Paralell Bearing	LM68149/10 - LM68149/10
------------------	-------------------------

M/T Bearing	25580/20 - LM67048/10
-------------	-----------------------

Dexter Bearing	25580/20 - 15123/245
----------------	----------------------

3 Ton Bearing	30210/10 - LM29748/10
---------------	-----------------------



Part No.	Description
2607	Hydraulic Hose 3/8 UNF
2608	Brass Tee 3 -Way
2608a	Olive
2608b	Brass washers
2609	Tube Nut
2609a	Master Cylinder Nut
2610	5mtr Coil Bundy Tube
2601b	Bleeder suit 9" Hydraulic B/Plate
2605	Weld Ring suit 9" Hydraulic 39-45mm
2606	Weld Ring suit 12" Hydraulic 55-60mm
2606a	Weld Ring suit 12" Electric 55-60mm
2701b	High Tensil Nut & Bolt Kit suit Backing Plate
2712a	Weld Ring suit 10" Electric 39mm Rnd
2712b	Weld Ring suit 10" Electric 45mm Rnd
2712d	Weld Ring suit 10" Electric 40mm Sq
2712e	Weld Ring suit 10" Electric 45mm Sq
2804	Oval Magnet suit 10" Electric (Dexter)
2804i	Oval Magnet suit 10" Electric (import)
280412	Oval Magnet suit 12" Electric (Dexter)
2804i	Oval Magnet suit 12" Electric (import)
2909	Anchor Plate suit 10" Disk Threaded 40mm
2909a	Anchor Plate suit 10" Disk Threaded 45mm
2909ss	Anchor Plate suit 10" Disk NON Thread 45mm
2909lss	Anchor Plate suit 12" Disk NON Thread 45mm
2909l	Anchor Plate suit 12" Disk Threaded 45mm
3001s	Stainless Steel Return Spring
3001r	O/Ring suit Trigg Hydraulic Calipers
3001b	Bleed Screw suit Hydraulic Caliper
3002	Stainless Steel Slides
3003	7/16 UNF Caliper mount Bolts
3004	Caliper activating T-Piece
3006	Replacement Caliper Arm (center pull)
3008	Replacement Caliper Arm (side pull)
3006a	Stainless Steel Activating Bolt



Part No.	Description
----------	-------------

2703ss 2703ls	Small Return spring suit 10/12" Elect plate Long Return spring suit 10/12" elect plate
2703e	Replacement Elect Brake Adjuster
2701d 2701a	Replacement Shoes suit 9" Mech (pr) Alloy Adjuster suit 9" Mech
2703a 2703c	Replacement Shoes suit 10" Elect (Dexter) Replacement Shoes suit 10" Elect (Imp)
2703b 2703d	Replacement Shoes suit 12" Elect (Dexter) Replacement Shoes suit 12" Elect (Imp)
2703cg 2703dg	Replacement Shoes suit 10" Elect Gal/Rivet Replacement Shoex suit 12" Elect Gal/Rivet
3007	Replacement Pads suit Mech/Hyd Caliper
3007ss	Replacment Pads suit Hyd Stainless Caliper
2601 2602	9" Hydraulic Backing Plate 12" Hydraulic Backing Plate
2701c	9" Mechanical Backing Plate
2702 2703	10" Electric Backing Plate With Hand Brake 10" Electric Backing Plate No Hand Brake
2702g 2702d	10" Electric Galv Backing Plate With H/Brake 10" DEXTER Electric Backing Plate with H/Brake
2704d 2704	12" DEXTER Electric Backing Plate with H/Brake 12" Electric Backing Plate with H/Brake
2704n 2704g	12" Electric Backing Plate No H/Brake 12" Electric Galv Backing Plate with H/Brake
3005 3005hd	Galvanised Mechanical Caliper Heavy Duty Galvanised Mechanical Caliper
3001 3001ss	Galvanised Hydraulic Caliper Complete with pads, bolts & slides Stainless Steel Hydraulic caliper Complete with pads,bolts & slides



2705ht 2705hq	9" x 13/4 Drum with L/M Bearing (HT) 9" x 13/4 Drum with L/M Bearing (HQ)
2705f 2705lc	9" x 13/4 Drum with L/M Bearing (FORD) 9" x 13/4 Drum with L/M Bearing (6 STUD)
2705nlc 2705cd	9" x 13/4 Drum with L/M Bearing (L/C 5 stud) 9" x 13/4 Drum with L/M Bearing (C/DORE)
2705t	9" x 13/4 Drum with L/M Bearing (TOYOTA)
2706ht 2706hq	9" x 13/4 Drum with S/L Bearing (HT) 9" x 13/4 Drum with S/L Bearing (HQ)
2706f 2706lc	9" x 13/4 Drum with S/L Bearing (FORD) 9" x 13/4 Drum with S/L Bearing (6 STUD)
2706nlc 2706cd	9" x 13/4 Drum with S/L Bearing (L/C 5 stud) 9" x 13/4 Drum with S/L Bearing (C/DORE)
2706t 2707	9" x 13/4 Drum with S/L Bearing (TOYOTA) 9" x 13/4 Drum with Composite Bearing
2708ht 2708hq	10" x 21/4" Drum with L/M Bearing (HT) 10" x 21/4" Drum with L/M Bearing (HQ)
2708f 2708lc	10" x 21/4" Drum with L/M Bearing (FORD) 10" x 21/4" Drum with L/M Bearing (6 STUD)
2708nlc 2708cd	10" x 21/4" Drum with L/M Bearing (L/C 5 stud) 10" x 21/4" Drum with L/M Bearing (C/DORE)
2708t	10" x 21/4" Drum with L/M Bearing (TOYOTA)
59.44	Japanese bearings are available extra \$12 per drum, just add J at the end of part no.
2709ht 59.44	10" x 21/4" Drum with S/L Bearing (HT)
2709hq 59.44	10" x 21/4" Drum with S/L Bearing (HQ)
2709f 2709lc	10" x 21/4" Drum with S/L Bearing (FORD) 10" x 21/4" Drum with S/L Bearing (6 STUD)
2715 2709cd	10" x 21/4" Drum with S/L Bearing (L/C 5 stud) 10" x 21/4" Drum with S/L Bearing (C/DORE)
2709t 59.44	10" x 21/4" Drum with S/L Bearing (TOYOTA)
59.44	Japanese bearings are available extra \$12 per drum, just add J at the end of part no.
	9 & 10" Drums are available with Composite Bearing Combinations. Ask Sales staff to assist when ordering.



Part No.	Description
----------	-------------

2714	10" x 21/4" Drum with S/L Bearings (L/Rover) 115.25 (L/Rover, R/Rover have different stud patterns please ask for correct one)
2713	10" x 21/4" Drum with Para Bearings (Ford) 67.33 (Center Bore of Rim must be at least 84mm in Diameter to use this)
2716	10" x 21/4" Drum with Para Bearings (6 Stud)
2717	10" X 21/4" Drum with para Bear (5 Stud L/C)
2711a6 \$179.93	12 x 2" Drum with Al-ko Style Bearings (6 Stud)
2711a5 \$179.93	12" x 2" Drum with Al-ko Style Bearings (5 Stud)
2711	12" x 2" Drum with Dexter Bearings (6 Stud)
2711n1c	12" x 2" Drum with Dexter bearing (5 Stud L/C)
2711a	12" x 2" Drum with 3ton Bearings (6 Stud)
2711b	12" X 2" Drum with 3 ton Bearings (5 Stud L/C)
2711c	12" x 2" Slip over Drum only



Part No.	Description
2801ame	Electric Brake Controller for Drawbar (Controls 1 axle and suitable for trailers under 2000kg)
2802a	Voyager In Cab Controller
2802p	Primus in Cab Controller
2802c	Prodigy / P2 in Cab Controller
2802d	P3 in Cab Controller
280224v	12/24 volt in Cab Controller
ALKO355002e IQ7 Hydarualic Unit	
2803	Hydro-Star Electric/Hydraulic Braking System (System includes pump, battery & case)
3706	Breakaway Switch
3708	Digga Imports Breakaway Kit
3705	Break-Safe Breakaway Kit 2024
3705a	Break-safe Breakaway Kit for 3 axles
3707	Replacement Battery 12volt 7 amp
3707a	Replacement battery 12volt 5 amp
3705r	Breaksafe Remote indicator
2806	Park Brake pulley adjuster
2807g	3mm Wire rope grips
28075g	5mm Wire rope grips
2807m	3mm Wire rope Galvanised p/mt
28075m	5mm Wire rope Galvanised p/mt
2808	7mt Cable kit
2809	10mt Cable kit
2810	10mt Cable kit 5mm



Part No.	Description
----------	-------------

2901ht	10" Disk with L/m Bearings (HT)
2901hq	10" Disk with L/m Bearings (HQ)
2901f	10" Disk with L/m Bearings (Ford)
2901cd	10" Disk with L/m Bearings (C/dore)
2901t	10" Disk with L/m Bearings (Toyota)
2901htg	10" Disk with L/m Bearings (HT) Galv + M/seal
2901hqg	10" Disk with L/m Bearings (HQ) Galv + M/s
2901fg	10" Disk with L/m Bearings (Ford) Galv + M/s
2901cdg	10" Disk with L/m Bearings (C/dore) Galv + M/s
2901tg	10" Disk with L/m Bearings (Toyota) Galv + M/s
2902ht	10" Disk with S/I Bearings (HT)
2902hq	10" Disk with S/I Bearings (HQ)
2902f	10" Disk with S/I Bearings (Ford)
2902cd	10" Disk with S/I Bearings (C/dore)
2902t	10" Disk with S/I Bearings (Toyota)
2902htg	10" Disk with S/I Bear (HT) Galv + M/s
2902hqg	10" Disk with S/I Bear (HQ) Galv + M/s
2902fg	10" Disk with S/I Bear (Ford) Galv + M/s
2902cdg	10" Disk with S/I Bear (C/dore) Galv + M/s
2902tg	10" Disk with S/I Bear (Toyota) Galv + M/s
2904g	10" Velox Disk (HT) with L/m Bear Galv + M/s
2905g	10" Velox Disk (HT) with S/I Bear Galv + M/s
2911	12" Disk with S/I Bearings (6 Stud)
2911g	12" Disk with S/I Bear (6 Stud) Galv + M/s
2911a	12" Disk with S/I Bear (5 Stud L/C)
2912	12" Disk with Para Bearing (6 Stud)
2912g	12" Disk with para Bear (6 Stud) Galv + M/s
2912a	12" Disk with Para Bear (5 Stud L/C)
2910	12" Disk with M/T bear (6 Stud)
2910a	12" Disk with M/T bear (5 Stud L/C)
2913	12" Disk with 3ton Bear (6 Stud)
2913a	12" Disk with 3ton Bear (5 Stud L/C)
2908	12" Rotor only suit 6 stud



Part No.	Description	Price
----------	-------------	-------

3401	Anti Rattle Catch Weld on	
3402	Anti Rattle Catch Bolt on	
3403	Gravity Latch Per Pair	
3404	1/4" Lynch Pin	
3404a	R-Clip	
3410a	Small Catch & Lock p/pair Zinc Plated	
3411	Spring Loaded tailagte Catch	
3411a	Spring Loaded tailgate Catch with Lockout	
3416	Over Center Latch with Catch	
3417	Spring Loaded over Center Latch	
3417a	Extra Heavy Spring Loaded Over Center Latch	
3414	Stainless Steel Flush Mount T Lock	
3406	40 x 5mm Bracket to suit 3401/3402	
3407	100 x 20mm Pin Hinge	
3408	65 x 12mm Pin Hinge	
3407g	100 x 20mm Greasable Pin Hinge	
3412	Ute Style Strap Hinges (complete)	
3414a	Large Push button Lock	
3414b	Small Puch Button Lock	



Part No.	Description
----------	-------------

3415	Flush Mount Tie Down Ring
------	---------------------------



3415r	Flush Mount Tie Down Ring Rated 5000lb
-------	--



3405	8mm Galvanised D/Shackle
------	--------------------------

3405a	10mm Galvanised D/Shackle
-------	---------------------------



3405b	1Ton Rated D/Shackle
-------	----------------------

3405c	1.5ton Rated D/Sahckle
-------	------------------------



3405d	2ton Rated D/Shackle
-------	----------------------

3405dd	3.2ton Rated D/Shackle
--------	------------------------



3405s	Light Duty Safety Chain Kit
-------	-----------------------------



3405g	Safety Chain Kit with Cam lock
-------	--------------------------------



3405i	Heavy duty Chain Kit with Cam Lock
-------	------------------------------------



3413	8mm Galvanised rated Chain p/mt
------	---------------------------------



3413a	10mm Galvanised rated Chain p/mt
-------	----------------------------------



3413b	13mm Galvanised rated Chain p/mt
-------	----------------------------------



Part No.

Description

3101	6" Jockey Wheel with Clamp
31016eco	6" Jockey Wheel with Clamp
3102	6" Jockey Wheel & Clamp Long Reach
3101b	8" Jockey Wheel with Clamp
3102a	8" Jockey Wheel & Clamp Long Reach
3203	10" Pnuematic Jockey Wheel & Clamp
3204	10" Pnu Jockey Wheel & Clamp Long Reach
3202a	10" Solid Pnu Jockey Wheel NO Clamp Long
3103	6" Jockey Wheel swing up
31036eco	6" Jockey Wheel Swing up economy
31036ecoub	6" Jockey Wheel Swing up Multi Fit
3103m	6" Jockey wheel Swing up Multi Fit
3101c	8" Jockey Wheel Swing up
31018eco	8" Jockey Wheel Swing up economy
3101m	8" Jockey Wheel Swing up Multi Fit
31018sw	8" Jockey Wheel Side Wind
3203a	8" Heavy Duty Jockey with Swivel Brkt (1ton)
3206	10" Pnu Jockey Wheel Swing up
3206m	10" Pnu Jockey Wheel swing up Multi Fit
3206a	10" Solid Pnu Jockey Wheel Swing up
3206am	10" Solid Pnu Jockey Wheel Swing up Multi
3206eco	10" Solid Pnu Jockey Wheel Swing up Eco
3206sw	10" Solid Pnu Side Wind Jockey Wheel
3201	10" Extra H/Duty 1ton Jockey (swing up seperate)
3201sw	10" Extra H/Duty 1ton Jockey Side Wind
3201a	10" Extra H/Duty 1ton Jockey (no clamp)
3205	Easy Mover Jockey Wheel with Clamp
3205a	Easy Mover Jockey Wheel with Clamp Double Pnuematic Wheels
3205b	Easy Mover Jockey Wheel with Clamp Solid Pnu Wheel
3205c	Easy Mover Jockey Wheel with Clamp Double Solid Pnu Wheels



Part No.	Description
----------	-------------

3104	Standard Ground Plate with Clamp Long Reach Ground
3105	Plate with Clamp
3209f	Small Swing up Leg Rated 700kg
3209g	Medium Leg Rated 1000kg
3209	Heavy Duty Drop Leg Rated 1500kg
3209a	Heavy Duty Drop Leg Removable Handle
3209b	Long Reach Leg Rated 800kg
3209c	Extra Heavy Duty Drop Leg Rated 2000kg
3209h	Medium Leg Rated 1000kg (loose Handle)
3209i	Extra Heavy Duty Leg Rated (no drop) 4000kg
4608	21" Front Jack Stabiliser Leg p/pr (supplied with handle per pair)
4609	27" Front Jack Stabiliser Leg p/pr (supplied with handle per pair)
4610	21" Rear Jack Stabiliser Leg p/pr
4611	27" Rear Jack Stabiliser Leg p/pr
4611a	420mm Swing Down Stabiliser Leg (each) leg only price , handles separate
4611b	460mm Swing Down Stabiliser Leg (each) leg only price , handles separate
4611c	520mm Swing Down Stabiliser Leg (each) leg only price , handles separate
4611e	610mm Swing Down Stabiliser Leg (each) leg only price , handles separate
4610a	Replacement Handle suit Jack Stabiliser
4611d	Replacement handle suit Swing Down Stabiliser



Part No.	Description
----------	-------------

3201b	Spare Handle to suit 3201 Jockey
3208p	Spare Handle to suit Jockey wheel (Pin)
3208rp	Spare Handle to suit J/ Wheel (Grub Screw)
3208b	Spare Handle to suit J/Wheel (Bolt)
3301	6" Rubber Wheel suit standard Jockey
3301a	8" Steel Center replacement Wheel
3302	10" Pnuematic Replacement Wheel
3302a	10" Solid Pnu Replacement Wheel
3302b	10" H/Duty Replacement wheel suit (3201)
3303	Replacement Jockey Wheel Clamp
3303a	Replacement Jockey Wheel Double Clamp
3303c	Ubolt on Clamp suit Jockey Wheel
3303b	Replacement H/Duty Jockey Wheel Clamp (Will suit 3201 & 3203a Jockey Wheels)
3304	Replacement Swing Up Bracket
3304a	Replacement Swing up Multi Fit Brkt
3307	Replacement H/Duty Swing up Brkt (Suit 3201 & 3203a Jockey Wheels)
3307a	Replacement H/Duty Swing up Brkt (Suit 3209 Drop legs)
3309	Swivel Mounting Tube
3309a	H/Duty Swivel Mounting Tube
3304b	Replacement Handle only suit 3304
3305	Replacement Handle suit 3303



Part No.	Description
----------	-------------

3501	8" wide Guard to suit 10" Wheel
3501a	8" wide Guard to suit 13" Wheel
3502	8" wide Guard to suit 14" Wheel
3504	9" wide Guard to suit 14" Wheel
3505	10" wide Guard to suit 14" Wheel
3505cp	10" Guard to suit 14" Wheel Checker Plate
3506	10" wide Guard to suit 16" Wheel
3510	12" wide Guard to suit 16" Wheel
3510cp	12" Guard to suit 16" Wheel Checker Plate



Part No.	Description	Price
----------	-------------	-------

3507	9" wide x 1100mm Top Section Tandem (overall measurement is approximatley 1650mm)	40.89
3507a	10" wide x 1100mm Top Section Tandem 42.56 (overall measurement is approximatley 1650mm)	
3508	9" wide x 1300mm Top Section Tandem 46.37 (overall measurement is approximately 1850mm)	
3509	10" wide x 1300 top Section tandem 47.71 (overall measurement is approximately 1850mm)	
3509cp	10" x 1300 top Section tandem Checker Plate 66.30	
3509a	12" wide x 1300 top Section tandem	
3509acp	63.05	
3518mbt	12" x 1300 top Section tandem Checker Plate 80.20 Checkerplate Motorbike Channel 2135mm 48.16	



Part No.	Description
----------	-------------

3501g	8" wide Guard to suit 10" Wheel Galv
3501ag	8" wide Guard to suit 13" Wheel Galv
3504g	9" wide Guard to suit 14" Wheel Galv
3505g	10" wide Guard to suit 14" Wheel Galv
3506g	10" wide Guard to suit 16" Wheel Galv
3510g	12" wide Guard to suit 16" Wheel Galv



3507g	9" wide x 1100 top Section Tandem Galv
3508g	9" wide x 1300 top Section Tandem Galv
3509g	10" wide x 1300 top Section Tandem Galv



3511	8" wide Guard to suit 10" Wheel
3511s	8" wide Guard to suit 8" Wheel
3512	8" wide Guard to suit 13" wheel
3513	9" wide Guard to suit 14" Wheel
3519	12" wide Guard to suit 16" Wheel
3517	9" wide x 1100 Top Section Tandem



3514	8" wide Guard to suit 10" Wheel Plastic
3515	8" wide Guard to suit 13" Wheel Platic
3516	9" wide Gurad to suit 14/15" Wheel Plastic
3514a	Galv Mounting plates suit 10" Plastic Guard
3515a	Galv Mounting plates suit 13/14" Guard
3518	Checker Plate Mounting Steps suit Steel Guard



Part No.

Description

37082led	L.E.D Clearance light Red/Amber	
37082a	L.E.D Clearance Light Amber	
37082r	L.E.D Clearance Light Red	
37082w	L.E.D Clearance Light White	
3708ra	L.E.D Clearance Light Red/Amber	
3708a	L.E.D Clearance Light Amber	
3708r	L.E.D Clearance Light Red	
3708w	L.E.D Clearance Light White	
3711a	L.E.D Clearance Light Amber (200bam)	
3711r	L.E.D Clearance Light Red (200brm)	
3711w	L.E.D Clearance Light White (200bwm)	
3715	L.E.D Number Plate Light Large	
3715p	L.E.D Number Plate Light Small	
3715w	L.E.D Number Plate Light	
3709	L.E.D Stop/Tail/Indicator (80bstim)	
3710	L.E.D Stop/Tail/Indicator (200bstim)	
3712	L.E.D Stop/Tail/Indicator (80barm)	
3712a	L.E.D Stop/Tail/Indicator (80barm)	
3713	L.E.D Stop/Tail/Indicator (100barm)	
3714	L.E.D Stop/Tail/Indicator (125barm)	
3716	L.E.D Stop/Tail/Indicator (150bar)	
3716a	L.E.D Stop/Tail/Indicator (100bar)	
		
		
		

Part No.	Description
----------	-------------

3716eco	L.E.D Stop/Tail/Indicator (151 bar)
3716econp	L.E.D Stop/Tail/Indicator/Number Plate light
3716np	L.E.D Stop/Tail/Indicator/Number Plate light (12 volt per pair)(150 barnp)
3716r	L.E.D Stop/Tail/Indicator (12 volt each) (H155)
3716ww	L.E.D Stop/Tail/Indicator (Multi Volt each) (W/V106)
3719cable	L.E.D Stop/Tail/Indicator (Multi Volt) with 9mt cable (per pair)
3718	L.E.D Stop/Tail/Indicator/Number Plate Light (12 Volt per pair)(150ar8)
3719	L.E.D Stop/Tail/Indicator/Number Plate Light (12 Volt per pair)(ARK)
3719a	L.E.D Stop/Tail/Indicator/Number Plate Light (Multi Volt per pair)(crl14sq)
3719b	L.E.D Stop/Tail/Indicator (12 Volt each) (ww106)
3720	L.E.D Stop/Tail/Indicator/Number plate Light (12 Volt per pair)(207barlp2)
3721	L.E.D Stop/Tail/Indicator (12 Volt each) (207barp)
3722	L.E.D Stop/Tail/Indicator (12 Volt each)(275 bar)
3722rev	L.E.D Stop/Tail/Indicator/Rev (12 Volt each 275 bar)
3722a	L.E.D Stop/Tail/Indicator (multi Volt each) (275 arm)
3723a	L.E.D Indicator only (12 Volt each)(235 a)
3723r	L.E.D Stop/Tail (12 Volt each)(235 r)
3723w	L.E.D Reverse (12 Volt each)(235 w)
3724	L.E.D Stop/Tail/Indicator/Reverse
62.89	(Multi Volt each)(???)





3808	1.5mt Light Board complete with 8mt cable
3808led	1.5mt Light Board L.E.D complete
3901	Rubber Mounted Red/amber Clearence light
3905	Red/Amber Clearence Light (Festoon Bulb)
3906	Number Plate Light (Festoon Bulb)
3903a	Small Stick on Reflector Amber
3903r	Small Stick on Reflector Red
3903w	Small Stick on Reflector White
3902a	Round Screw on Reflector Amber
3902r	Round Screw on Reflector Red
3902w	Round Screw on Reflector White
3904a	Large Rivet on Reflector Amber
3904r	Large Rivet on Reflector Red
3904w	Large Rivet on Reflector White



Part No.	Description
----------	-------------

3604	6 pin Round Plastic Plug
3605	7 pin Round Plastic Plug
3619	7 pin Round Die Cast Plug
3605led	7 pin Round Plastic plug (LED tester light)
3609led	7 pin Round Plastic Socket (LED tester light)
3609	7 pin Round Plastic Car Socket
3618	7 pin Round Die Cast Car Socket
3604a	7 pin Flat Plastic Plug
3604am	7 pin Flat Die Cast Plug
3604led	7 pin Flat Plastic Plug (LED tester light)
604amled	7 pin Flat Metal Plug (LED tester light)
3612	7 pin Flat Plastic car Socket
3612m	7 pin Flat Die Cast Car Socket
3612ml	7 pin Flat Die Cast Car Socket (LED tester light)
3612led	7 pin Flat Plastic Car Socket (LED tester light)
3605a	7 pin Round Vic Plastic Plug
3605b	7 pin Round Vic Die Cast Plug
3611	7 pin Round Plastic Vic Car Socket
3611b	7 pin Round Die Cast Vic Car Socket
3624	12 pin Flat Plastic Plug
3623	12 pin Flat Plastic car Socket
3625	15amp Plastic Anderson Plug
3613	Adaptor 6pin Rnd on Car to 7pin Flat on Trailer
3614	Adaptor 7pin Flat on Car to 7pin Rnd on Trailer
3615	Adaptor 7pin Flat on Car to 6pin Rnd on Trailer
3616	Adaptor 7pin Rnd on Car to 7pin Flat on Trailer
3617	Adaptor 7pin Vic on Car to 7pin Rnd on Trailer
3617a	Adaptor 7pin Rnd on Car to 7pin Vic on Trailer
3620a	Adaptor 7pin Vic on car to 7pin Flat on Trailer
3620	Adaptor 7pin Flat on car to 7pin Vic on Trailer
3608a	Flat Mount Bracket suit 7pin Rnd Base
3608b	Angled Mount Bracket suit 7pin Rnd Base
3608c	Angled Mount Bracket suit 7pin Die Cast



Part No.**Description**

3701	5 core Flex 30mt Roll (5x9/.29)
3702	5 core Flex 100mt Roll
3701a	5 core Flex per/mt
3703	7 core Flex 30mt Roll (7x9/.29)
3703a	7 core Flex 100mt Roll
3703c	7 core Flex per/mt
3703b	7 core Flex per/mt (
3704b	Twin Flex 30mt (2x16/.3)
3704c	Twin Flex 100mt
3704a	Twin Flex per/mt
Splt10	10mm Split Lume 3mt
Splt13 Splt16	13mm Split lume 3mt 16mm Split lume 3mt
elect	Electrical Tape (Black/Red/Blue/Yellow)



Part No.	Description
----------	-------------

4001 4001a	4 1/2" Flat Brkt Galv 4 1/2" Flat Brkt Black
4002 4002a	6" Flat Brkt Galv 6" Flat Brkt Black
4003 4003b	8" Flat Brkt Galv 8" Flat Brkt Black
4003a	12" Flat Brkt Galv (suit 16 or 25mm pin)
4004 4005	16mm Spindle x 145mm long 16mm Spindle x 203mm long
4006 4007	16mm Spindle x 235mm long 16mm Spindle x 279mm long
4007a	25mm Spindle x 315/342 or 380mm long
4008	Tandem Roller Bracket suit 8" Roller
4008a	Tandem Roller Bracket suit 6" Roller
4008b	Tandem Roller Bracket suit 4 1/2" Roller
4009	Tandem Wobble roller Bracket suit 3/4" Wobble Roller
4010	Tandem Wobble roller Bracket suit 1" Wobble Roller
4011	Single Wobble roller Bracket suit 3/4" Wobble roller (Left & Right)
4012	Single Wobble roller Bracket suit 3/4" Wobble roller 90 deg bend
4403	4 1/2" Keel roller Bracket with solid 19mm Stem
4404	6" Keel roller Bracket with solid 19mm Stem
4405	8" Keel roller Bracket with solid 19mm Stem



Part No.

Description

4406	Angled Wood Yoke 8" stem x 19mm
4407	Straight Wood Yoke 8" stem x 19mm
4406a	Straight Wood Yoke 12" stem x 19mm
4407a	Straight Wood Yoke 8" stem 40x40mm
4407b	Straight Wood Yoke 12" stem 40x40mm
4408 4408a	Eye Post 8" stem x 19mm Eye Post 12" stem x 19mm
4401	Zinc Weld on Tube Slide Adjuster
4401a	Weld on Nut Saddle
4402	Galv Bolt on Tube Slide Adjuster (suit 19mm stem)
4409	Galv 2" x 1" Clamp on Tube Adjuster (suit 19mm stem)
4410	Galv 2" x 2" Clamp on Tube Adjuster (suit 19mm stem)
4411	Galv 3" x 2" Clamp on Tube Adjuster (suit 19mm stem)
4415	Galv 4" x 2" Clamp on Tube Adjuster (suit 19mm stem)
4416	Galv 3" x 2" Clamp on Tube Adjuster (suit 40x40mm stem)
4417	Galv 4" x 2" Clamp on Tube Adjuster (suit 40x40mm stem)
4419	Galv 2" x 2" Clamp on Tube Adjuster (suit 40x40mm stem)



Part No.	Description
----------	-------------

4101r	Wobble Roller 4" x 4" Red Poly Urethane (3/4" or 1" centre Bore)
4101b	Wobble Roller 4" x 4" Blue Poly Urethane (3/4" or 1" centre Bore)
4101bk	Wobble Roller 4" x 4" BlackPoly Urethane (3/4" or 1" centre Bore)
4103	4 1/2" Rubber Keel Roller suit 16mm pin
4104	6" Rubber Keel Roller suit 16mm pin
4105	8" Rubber Keel Roller suit 16mm pin
4107	3" Rubber Bow Roller suit 16mm pin
4111	4 1/2" Teflon Keel Roller suit 16mm pin
4112	6" Teflon Keel Roller suit 16mm pin
4113	6" Teflon Keel Roller (Brooker) suit 16mm pin
4114	6" Teflon Self Centering Roller suit 16mm pin
4115	8" Teflon Keel Roller suit 16mm pin
4116	8" Teflon Self Centering Roller suit 16mm pin
4117	3" Teflon Bow Roller suit 16mm pin
4201a	4" Polly Keel Roller suit 16mm pin
4201	4 1/2" Polly Keel Roller suit 16mm pin
4202	6" Polly Keel Roller suit 16mm pin
4204	6" Polly Keel Roller (Brooker) suit 16mm pin
4206	6" Polly Self Centering Roller suit 16mm pin
4203	8" Polly Keel Roller suit 16mm pin
4205	8" Polly Keel Roller (Tappered) suit 16mm
4207	8" Polly Self Centering Roller suit 16mm
4210	3" Polly Bow Roller suit 16mm pin
4205a	12" Polly Keel Roller (Tappered) suit 16mm
4205b	12" Polly Keel Roller (Tappered) suit 25mm
4212	4 1/2" Polly Keel Roller (Bildge) suit 16mm pin
4214	7 1/2" Polly Keel Roller (Jumbo) suit 25mm pin
4213	12" Polly Keel Roller (Bildge) suit 16mm pin
4213a	12" Polly Keel Roller (Bildge) suit 25mm pin
4301	Polly V-Block (base-50mm fork-85mm) 1/2"
4302	Polly V-Block (base-75mm fork-110mm) 1/2"



4303

Polly V-Block (base-110mm ford-130mm) 1/2"



Part No.	Description
----------	-------------

4019	Teflon Skid Mounled 300mm
4016 4016r	Teflon Striping Blue 1.5mt Teflon Striping Red 1.5mt
4016a 4016ar	Teflon Striping Blue 3mt Teflon Striping Red 3mt
4018	Teflon Block 75mmx50mm Solid 300mm
4017	Teflon Block 75mmx50mm Solid 1.5mt
4013	Outboard Motor Support Bracket
4013a	Outboard Motor Support Bracket (Long)
4014	Weld on Trailer bracket
4014c	2"x1" Clamp on Trailer Bracket
4014a	2"x2" Clamp on Trailer Bracket
4014b	Bolt on Trailer Bracket
4322	R.H.S Quad post Roller System (comes with Wood Yoke, Main Arm, Plates & Wobble Brkts)
4323	Replacement Wobble Arms suit 4322
4325	R.H.S Tri post Roller System (comes with Wood Yoke, Main Arm, Plates & Wobble Brkts)
4326	Galv Replacment Plates suit 4322/4325



Part No.	Description
4304	1:1 Winch with 4.5mt Cable (tinny)
4304a	1:1 Winch with 4.5mt Strap
4304r	1:1 Winch with 4.5mt Rope
4305	3:1 Winch with 5.4mt Cable
4035a	3:1 inch with 5.4mt Strap
4305r	3:1 Winch with 4.5mt Rope
4306	5:1 Winch with 6.1mt Cable
4306a	5:1 Winch with 6.1mt Strap
4306r	5:1 Winch with 6.1mt Rope
4307	5:1-1 Winch with 7.6mt Cable
4307a	5:1-1 Winch with 7.6mt Strap
4307r	5:1-1 Winch with Rope
4308	10:1-1 Winch with 7.6mt Cable
4308a	10:1-1 Winch with 7.6mt Strap
4308r	10:1-1 Winch with 7.6mt Rope
4308b	15:1 Winch with 7.6mt Cable
4308a15	15:1 Winch with 7.6mt Strap
4308r15	15:1 Winch with 7.6mt Rope
4309	5:1 Brake Winch with 7.6mt Cable
4309a	5:1 Brake Winch with 7.6mt Strap
4309b	10:1 Brake Winch with 7.6mt Cable
4309c	10:1 Brake Winch with 7.6mt Strap
4310	Replacement Winch Handle (22mm)
4310a	Replacement Winch Handle Suit Digga Winch
4311	Replacment 5.4mt Winch Cable
4312	Replacment 6.1mt Winch Cable
4313	Replacment 7.6mt Winch Cable
4314	Replacement 5.4mt Winch Strap
4315	Replacement 6.1mt Winch Strap
4316	Replacement 7.6mt Winch Strap
4327	Replacement 6mt x 5mm Winch Rope
4328	Replacement 7mt x 6mm Winch Rope
4329	Replacement 7.5mt x 6mm Winch Rope



Part No.	Description	
4506a	8" Integral Alloy Rim	
4506ht	8" (HT) Alloy Rim	
4506c	4.80/4.00-8 Tyre & Tube	
4506d	Replacement 8" Tube	
4506	8" Integral Alloy Rim & Tyre	
4506e	8" (HT) Alloy Rim & Tyre	
4508a	9" (HT) Alloy Rim	
4507b	6.90/6.00-9 Tyre & Tube	
4508e	Replacement 9" Tube	
4508	9" (HT) Alloy Rim & Tyre	
4501b	10" Integral Alloy Rim	
4507c	10" (HT) Alloy Rim	
4507e	10" Galvanised Steel Rim Ht/Ford	
4506b	5.00-10 Tyre & Tube	
4507f	Replacement 10" Tube	
4501c	10" Integral Alloy Rim & Tyre	
4507	10" (HT) Alloy Rim & Tyre	
4507d	10" Galv Steel Rim & Tyre	
4501ht	13"x5" Galv (HT) Steel Rim	
4501f	13" Galv (Ford) Steel Rim	
4501m	13" Galv (Multi fit) Steel Rim	
4500	13" White (HT) Steel Rim	
4500f	13" White (Ford) Steel Rim	
4500c	13" (HT) Bathurst Alloy Rim	
4500d	13" (HT) Koya Alloy Rim	
4500df	13" (Ford) Koya Alloy Rim	
4508c	155r13c Light Truck Tyre	
4503aht	13" Galv (HT) Rim & Tyre 155	
4503af	13" Galv (Ford) Rim & Tyre 155	
4503am	13" Galv (Multifit) Rim & Tyre 155	
4503h	13" Galv Rim & Tyre 165 (HT/F/Multi)	
4500htc	13" (HT) White Rim & Tyre 155	
4500fc	13" (Ford) White Rim & Tyre 155	
4500b	13" (HT) Bathurst Rim & Tyre 155	

Part No.

Description

4500a	13" (HT) Koya Rim Tyre 155
4500af	13" (Ford) Koya Rim Tyre 155
4500bh	13" (HT) Koya Rim & Tyre 165
4500ah	13" (HT) Koya Rim & Tyre 165
4500fh	13" (Ford) Performance Rim & Tyre 165
4502	14"x6" (HT) Galv Steel Rim
4502f	14" (Ford) Galv Steel Rim
4503ht	14" (HT) White Steel Rim
4503	14" (Ford) White Steel Rim
4503hq	14" (HQ) White Steel Rim
4503cd	14" (C/Dore) White Steel Rim
4502bat	14" (HT) Bathurst Rim Silver
4502pf	14" (Ford) Koya Rim Silver
4502p	14" (HT) Koya Rim Silver
4502k	14" (Ford) Performance Rim Silver
4502i	14" (Ford) Digga Imports Rim
4502b	185-R14c Light Truck Tyre
4502b195	195-R14c Light Truck Tyre
4502a	14" (HT) Galv Rim & Tyre 185
4502ah	14" (HT) Galv Rim & tyre 195
4502af	14" (Ford) Galv Rim & Tyre 185
4502afh	14" (Ford) Galv Rim & Tyre 195
4502ht	14" (HT) White Rim & Tyre 185
4502hth	14" (HT) White Rim & Tyre 195
4502e	14" (Ford) White Rim & Tyre 185
4503f	14" (Ford) White Rim & Tyre 195
4502hq	14" (HQ) White Rim & Tyre 185
4502hqh	14" (HQ) White Rim & tyre 195
4503lc	14" (6 Stud L/C) Rim & Tyre 185
4503flc	14" (6 Stud L/C) Rim & Tyre 195
4502cd	14" (C/Dore) Rim & Tyre 185
4503cdh	14" (C/Dore) Rim & Tyre 195



Part No.	Description
----------	-------------

4502j	14x 6" (Ford) Digga Rim & Tyre 185
4502j195	14x 6" (Ford) Digga Rim & Tyre 195
4502g	14 x 6" Ford Alloy Rim & Tyre 185 (Koya)
4504ty	235/75R-15 Light Truck Tyre
4504k	225/70R-15 Light Truck Tyre
4504	15"x7" (6 Stud L/C) White Rim
4504f	15" (Ford) White Rim
4504i	15" x 7" (6 Stud L/C) Black Rim
4504d	15" x 7" (6 Stud L/C) Galv Rim
4504i235	15" (L/C) Black Rim & Tyre 235
4504d235	15" (L/C) Galvanised Rim & Tyre 235
4504c	15" (L/C) White Rim & Tyre 235
4504ck	15" (L/C) White Rim & Tyre 225
4504fc	15" (Ford) White Rim & Tyre 235
4504fk	15" (Ford) White Rim & Tyre 225
4504BLK6	16" x 7" (6 Stud L/C) Black Rim
4504BLK5	16" x 7" (5 Stud L/C) Black Rim
4504j	16" x 7" (6 Stud L/C) White Rim
4504l	16" (5 Stud L/C) White Rim
4504CH6	16" x 7" (6 Stud L/C) Chrome Rim
4504CH5	16" x 7" (5 Stud L/C) Chrome Rim
450416	245/75R-16 Light Truck Tyre
4504g	16" (L/C) White Rim & tyre
4504h	16" (5 Stud L/C) White Rim & Tyre
4504GBLK	16" (L/C) Black S/Rasia Rim & Tyre
4504HBLK	16" (N/L/C) Black S/Rasia Rim & Tyre
4504CH6245	16" (L/C) Chrome S/Rasia Rim & 245 Tyre
4504CH5245	16" (N/L/C) Chrome S/Rasia Rim & 245 Tyre
14" Digga Imports Steel Rim Rating 15" Digga Imports Steel Rim Rating 16" Digga Imports Steel Rim rating	
4519	Ark Multi fit Spare Wheel Mount with Padlock
4517	Galvanised Lockable Spare Wheel Mount (HT)
4518	Galvanised Lockable Spare Wheel Mount (FORD)



Part No.	Description
----------	-------------

4015 4015a	Plastic Rope Lashings Die cast Rope Lashings
---------------	--



4108	Small Battery Box with Strap (180x270mm)
4109	Large Battery Box with Strap (180x320mm)



4109a	Large Power Battery Box (Ark)
-------	-------------------------------



4702	Water Hand Pump
4703	Duragal Brkt to suit Pump



4704	White Plastic Water Cap
------	-------------------------



4705	Lockable Black Water Cap
------	--------------------------



--	--

4706	1/2" Drinking Hose per/mt
4706a	20mm Filling Hose per/mt

4707a	Galvanised Single Caravan Step
4707b	Galvanised Double Caravan Step



--	--

--	--

--	--

--	--

--	--

--	--

Part No.

Description

4601	4.5kg Zinc Plated Gas Ring
4601a	4.5kg Galv Gas Ring Adjustable lock
4601f	4.5kg Galv Gas Ring Front Open
4603	9kg Zinc Plated Gas Ring
4603a	9kg Galv Gas Ring Adjustable Lock
4603f	9kg Galv Gas Ring Front Open
4612a	Zinc Plated Jerry Can Holder
4612f	Galv Jerry Can Holder Front Open
4607	Classic R.V Tow Aid Kit (2 Bar) (approx 80kg Displacement)
4607a	Classic R.V Tow Aid Kit (4 Bar) (Approx 120kg Displacement)
4607d	Digga Imports Weight Distribution System \$246.40 (Max coupling Weight of 250kg)
4612b	ARK Black Lockable Jerry Can Holder
rego	Plastic Rego Holder
whirl	Whiley Bird White Plastic
carp	Outdoor Carpet (Grey/Blue/Red) p/mtr

