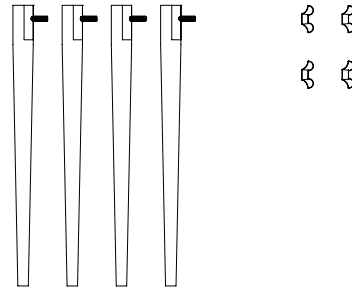



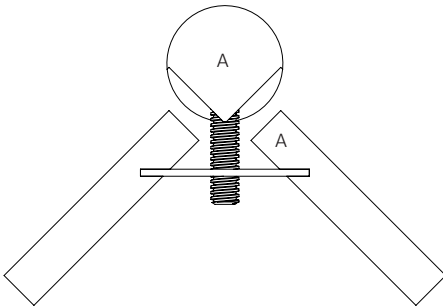
Lakeshore Table Assembly Instructions

I. Gather Components



II. Mate Legs to Corners

Orient table top-side down. The top of each leg is stamped with a letter (A, B, C, D). Mate each leg to the corresponding letter stamp on the underside of the apron at each corner.



III. Attach Legs

Push leg-bolt through the hole in the steel plate at the corner, seating fully. Secure tightly with butterfly nut.

