

The key to amazing efficiency.

Ivotion™

Seamless and fast digital
fabricating of high-quality
removable dentures



Ivotion™ Digital Denture System

Table of Contents

- 3 What is the Ivotion Denture System
- 6 Why choose the Ivotion Denture System
- 9 How to get started
- 11 How to easily prescribe
- 16 Resources



The Removable industry continues to grow, as are the innovations in digital removable prosthetics. With this e-book, you'll be prepared to get started on your digital denture journey with time tested materials and the most advanced digital technology in the industry. Jump in and learn the key to amazing efficiency and start prescribing an Ivotion digital denture today!

What is the Ivotion™ Denture System?

The Ivotion Denture System is comprised of a seamless and fast digital manufacturing process for fabricating high-quality removable dentures

The integrated workflow involves digital laboratory fabrication methods and established clinical treatment steps.

The new monolithic Ivotion disc, which is at the core of this system, features both tooth and denture base materials.

Indications:

- Individual complete dentures (upper or lower jaw)
- Complete dentures (upper and lower jaw)
- Duplicate complete dentures (upper and lower jaw)
- Immediate complete dentures (upper and lower jaw)
- Overdentures on two attachments (upper and lower jaw)



Easy and efficient

Choose the monolithic process featuring the innovative Ivotion disc

The new Ivotion™ disc allows for fabrication of monolithic removable dentures by means of an efficient digital workflow. The unique Shell Geometry is located within the Ivotion™ disc. The Shell Geometry is a data-based, three-dimensional tooth and dental arch structure which is designed for fabricating upper and lower dentures. This innovative technology allows customized complete dentures to be milled in one operation¹



One disc

Ivotion combines a proven highly cross-linked PMMA tooth material with a premium denture base material. The disc is available in the following tooth shades: BL3, A1, A2, A3, A3.5, B1. In addition, Ivotion features the gingiva shades Preference and Pink-V.



One continuous milling process

After the complete denture has been designed, the monolithic restoration is quickly milled in an uninterrupted milling process in a PrograMill® milling machine.



Only polishing required

The manual working steps are reduced to a minimum: The milled denture only needs polishing.

Picture: Monolithic denture, Ivotion
E. Kukucka, Denturist, Canada



¹In very rare cases (e.g. very large dental arches), the Shell Geometry of Ivotion will not provide a suitable solution. In such cases, the established oversize process is recommended.

Complete Ivotion Denture System Material Portfolio

Ivotion™

Combining proven high-quality tooth and denture base materials in a single bi-color disc, Ivotion provides an efficient, predictable, monolithic milling solution that offers true innovation in the world of digital dentistry.



Shades: BL3, A1, A2, A3, A3.5, B1

Ivotion™ Dent Multi

Manufactured using a special premium multi-layered processing technique creating a natural transition from incisal to dentin. Made from a highly wear resistant Double Cross-Linked resin material for the production of permanent life-like denture teeth.



Shades: BL3, A1, A2, A3, A3.5, B1, B3, C2, D2

Ivotion™ Dent

Made from a highly wear resistant Double Cross-Linked resin material for the production of permanent denture teeth. The very high esthetics can be attributed to its low opacity, natural fluorescence and optimal translucency.



Shades: BL3, A1, A2, A3, A3.5, B1, B3, C2, D2

Ivotion™ Base

High impact PMMA discs for high quality, precision denture bases. The industrial manufacturing process enhances the fracture resistance and flexural strength and ensures a homogeneous bacteria resistant denture base.



Shades: Pink, Pink-V, Preference, 34-V

5 Reasons to Choose the Ivotion Denture System

- 1 You don't need to change what you're doing!**
 - The Ivotion Denture System provides you with several clinical workflow options to choose from.
- 2 Time tested materials**
 - Strong materials with consistent quality
- 3 Efficiency**
 - Fewer appointments and fewer post-insertion adjustments
- 4 Fit & function**
 - Great retention and functional occlusion
- 5 Electronic record**
 - Quick and easy re-makes



What are the professionals saying?



Nadim Baba, DMD, MSD, FACP

Professor, LOMA LINDA UNIVERSITY, School of Dentistry

"When it comes to digital dentures, there are many available systems one can use, but the Ivotion Denture system I have been using for the last year is unique. Fast turn-around time, fewer manual steps and stunning esthetics. Once again Ivoclar Vivadent has proven to be the leader in removable prosthodontics helping the clinician deliver high quality monolithic dentures that are strong, high quality and predictable."



Faraj Edher, DDS

Director – Digital Dentistry Institute

"The Ivotion monolithic solution is one of the most innovative products in the digital denture market. I have been very impressed with the aesthetics and detailed finishing of these one-piece milled monolithic prostheses, and my patients enjoy the enhanced strength and fit of their new dentures."



Eric Kukucka, DD

President and Owner of The Denture Center

"I have been involved with the Ivotion Denture System since it was in product development. Seeing the system evolve over the years has truly been fascinating. Having a system that fuses together a clinical workflow, a technical workflow & materials that coincide with the process is what allows this system to flourish above the rest to achieve true digital denture excellence. The new revolutionary Monolithic Ivotion Bi- Coloured Disc is a breakthrough in Digital Denture Technology that renders quality, predictability and unparalleled efficiency! The Ivotion Denture System is both literally and figuratively a 360° product for the clinician, technician and most importantly - the patient!"

Ivotion™ devotion

Dr. Richard Wilson - Houston, TX

"Since prescribing Ivotion, I have experienced fewer appointments and minimum post-op insertion adjustments. The precision fit of the tissue surface and occlusion is so good that I don't see my patients again until their scheduled appointments! No more emergency visits for a sore spot! Ivotion gives me the satisfaction of knowing I'm giving my patients state of the art treatment. Nothing compares to the Ivotion Digital Denture solution."



How to get started

Choose your workflow. The Ivotion™ Digital Denture System is so flexible that you can choose where to start.

Initial impression

The system requires an analog impression and jaw relation to get started. This can be achieved with traditional impressions and bites, wax rims and models, or a wash impression of an existing denture.

The system begins with clinical records with the various workflow options below.

Direct to Try-in



Models with Wax Rim Workflow



Impressions in the Existing Dentures



Mould and shade selection

The system includes the Ivoclar tooth brands and moulds that you are familiar with including SR Phonares® II, BlueLine® (including the popular "P" moulds), and SR Vivodent® S DCL / S PE.

Also available:



SR Vivodent® S DCL



SR Phonares® II



BlueLine®



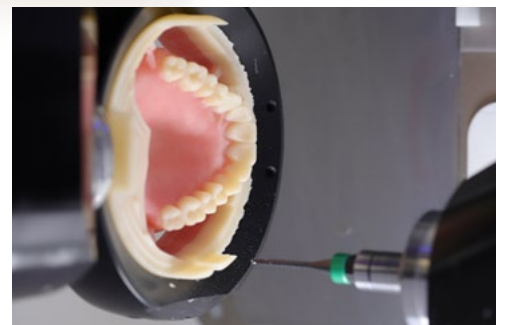
Scanning of clinical records (Technical Workflow)

The various records can be scanned utilizing the 3Shape scanner. The digital dentures are designed for either a try-in or direct to final denture.



Manufacturing (Technical Workflow)

Choose between a monolithic try-in or a final denture. The try-in can be used to take a functional impression and bite and then re-scanned and adapted to the design. Only when you are completely satisfied with the fit and the occlusion will the design be converted to a final denture.



How to easily prescribe

Choose Your Tooth Mould

Most moulds in each mould system are preset as a complete coordinated anterior and posterior set-up. The selection of the maxillary tooth mould will automatically select the appropriate mandibular anterior and posterior teeth. The posterior teeth can also be selected as lingualized or semianatomic Orthotyp (20 degrees) occlusal schemes. For more detailed information on each mould system, please visit <https://campaign.ivoclarvivadent.com/tooth-conversion>



Ask your lab for a digital denture prescription pad to help you get started today!



Phonares® II The ultimate tooth solution

Phonares II represents the next generation of denture teeth offering a unique blend of unrivaled beauty and unparalleled performance.



Blueline® DCL The high performance tooth solution

Blueline denture teeth easily blend next to natural teeth in partial denture cases, or give the complete denture wearer a beautifully natural and esthetic appearance.



Vivodent® S PE / S DCL Two tooth lines – One esthetic result

Esthetically and prosthetically optimized, designed to suit the characteristics of each individual tooth.



Full arch preset

Manufacturing Process

Choose the Oversize process or the Monolithic process



Tooth moulds:

Maxillary anterior tooth mould selection: _____

Tooth shade:

Gingival shade:

Occlusion:

Oversize Process

The denture base and denture teeth are separately milled but not final milled. This allows the teeth to be bonded to the base and returned to the mill for final milling. The final mill precisely removes excess bonding material and finishes the milling process.

Materials:

- Ivotion Base
- Ivotion Dent
- Ivotion Dent Multi
- Ivotion Bond kit



Tooth moulds:

Maxillary anterior tooth mould selection: _____

Tooth shade:

Gingival shade:

Occlusion:

Monolithic Process

The Ivotion disc contains both the tooth and base in one disc. The disc is placed in the mill to conduct one uninterrupted milling process.

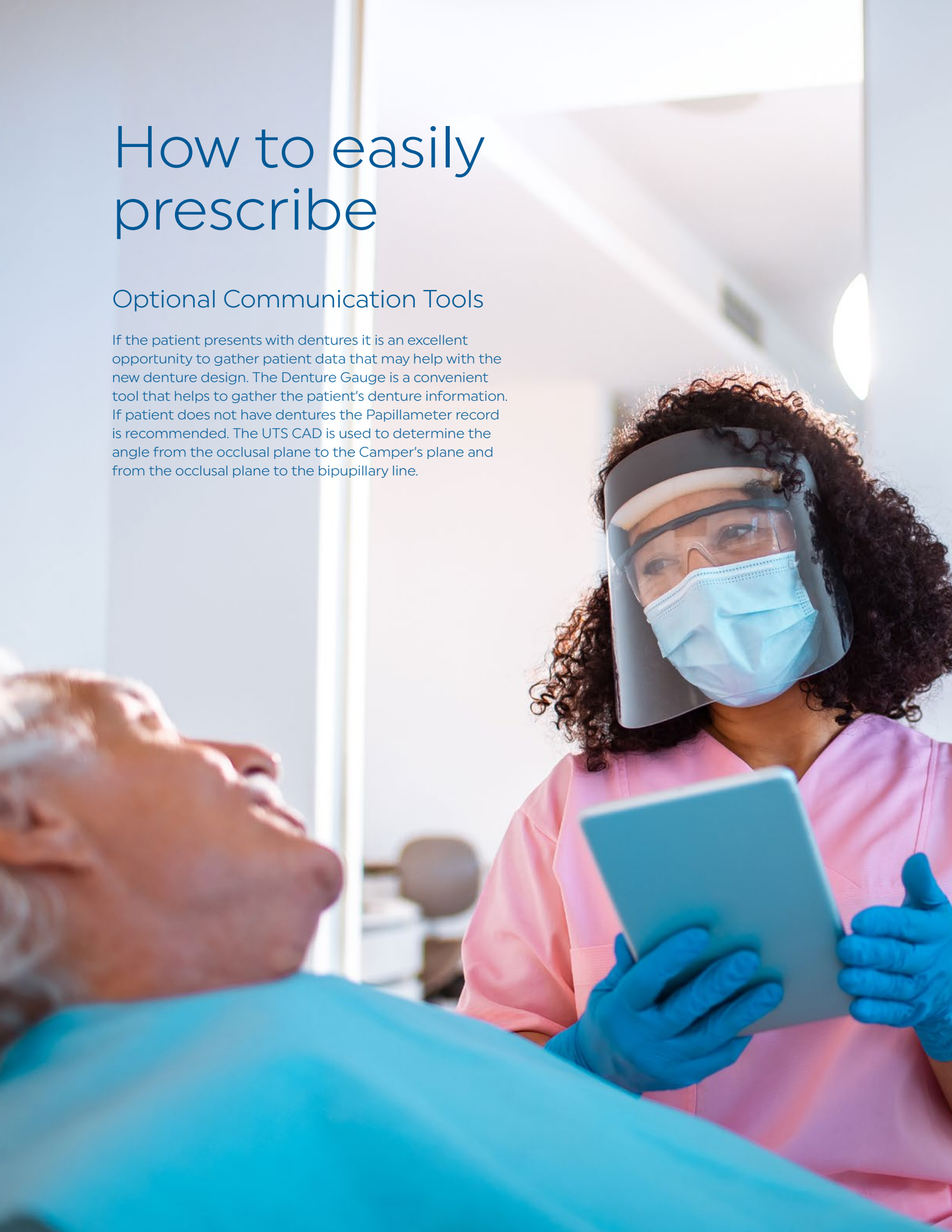
Materials:

- Ivotion Disc

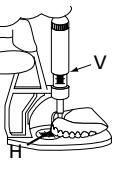
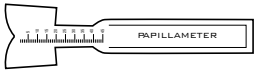
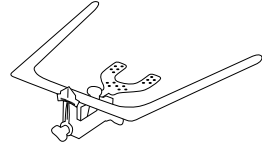
How to easily prescribe

Optional Communication Tools

If the patient presents with dentures it is an excellent opportunity to gather patient data that may help with the new denture design. The Denture Gauge is a convenient tool that helps to gather the patient's denture information. If patient does not have dentures the Papillameter record is recommended. The UTS CAD is used to determine the angle from the occlusal plane to the Camper's plane and from the occlusal plane to the bipupillary line.



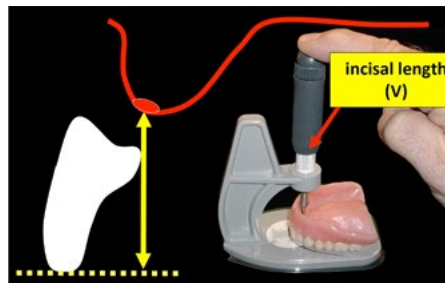
Optional Communication Tools

Denture Gauge	Papillameter	UTS CAD												
 <table border="0"> <tr> <td></td> <td>Actual</td> <td>Desired</td> </tr> <tr> <td>Maxillary (Lip Closure Line)</td> <td>V ___</td> <td>V ___</td> </tr> <tr> <td>Maxillary</td> <td>H ___</td> <td>H ___</td> </tr> <tr> <td>Mandibular</td> <td>V ___</td> <td>V ___</td> </tr> </table>		Actual	Desired	Maxillary (Lip Closure Line)	V ___	V ___	Maxillary	H ___	H ___	Mandibular	V ___	V ___	 <p>Low Lip Line _____ mm (Lip Closure Line)</p> <p>High Lip Line _____ mm</p>	 <p>(BP) Bipupillary line _____ + or -</p> <p>(CE) Camper's plane _____ + or -</p>
	Actual	Desired												
Maxillary (Lip Closure Line)	V ___	V ___												
Maxillary	H ___	H ___												
Mandibular	V ___	V ___												

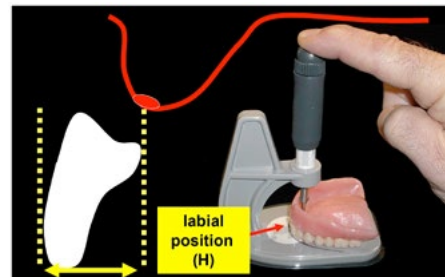
Denture Gauge

The Denture Gauge is a simple tool that can provide essential information about the patient's current denture.

Depress plunger to engage center of the incisal papilla. The vertical gauge on the handle measures the incisal length in relationship to the center of the incisal papilla (V).



The gauge on the horizontal platform records the distance from the labial position of the incisors in relationship to the incisal papilla (H).

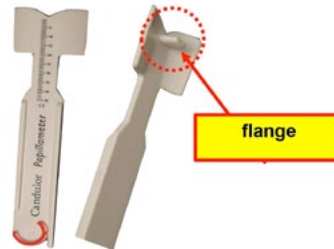


Papillameter*

If the patient presents with dentures it is an excellent opportunity to gather patient data that may help with the new denture design. The Denture Gauge is a convenient tool that helps to gather the patient's denture information. If patient does not have dentures the Papillameter record is recommended.



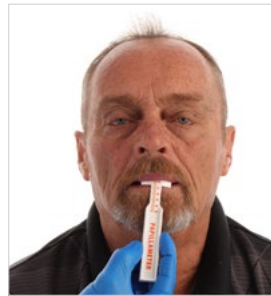
The Papillameter has a measurement scale on the labial surface and flange on the palatal side.



Gently rest the flange of the Papillameter on the incisal papilla.

Note: the Papillameter is useful in particular when the patient does not present with existing dentures.

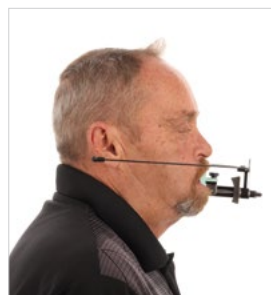
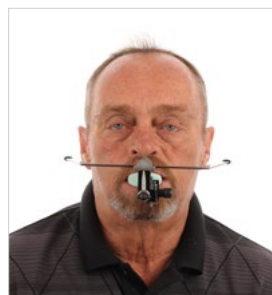
*The papillameter can be purchased through Edmonds Dental Supply in the US and Central Dental Ltd in Canada.



UTS CAD

The UTS CAD is a recording device for determining the angle from the occlusal plane to the Camper's plane and from the occlusal plane to the bipupillary line.

These measured angles or deviations in the occlusal plane from CE / BP can be transferred to the digital denture software, whereby the correct virtual position of the occlusal plane for the design of the prosthesis is reproduced.



What are the patients saying?

Frank

Having suffered extensive dental work and failing teeth Frank was eager to be relieved of the constant trouble his teeth were giving him. On the day his teeth were removed by the oral surgeon a temporary set of dentures were inserted.

"I was surprised at how well my first set of dentures fit!" said Frank. His final set of dentures were digitally designed and milled with the latest technology, Ivotion. Frank is one of the first patients treated with this new technology. "No glue, no adhesive, just excellent vacuum suction!"



Rodney

Rodney had suffered for many years with his teeth in poor condition. His dentures were fabricated utilizing digital denture software and the five-axis milling machine—the PrograMill® PM7. All of his remaining teeth were extracted and his new digital immediate dentures were placed at the time of surgery providing him with immediate function.

"Having all my teeth extracted and immediate dentures placed was the best decision I ever made. I struggled with bad teeth for years, it affected who I was and the people around me. I now have a new life and a positive outlook."



Patients of E. Kukucka, Denturist, Canada

Resources

To learn more about the Ivotion Denture system, please [click here](#).

United States: Ivoclar Vivadent | 175 Pineview Drive | Amherst | New York 14228
716-691-0010 | 800-533-6825 | Fax: 716-691-2285

Canada: Ivoclar Vivadent | 1 - 6600 Dixie Road | Mississauga | Ontario L5T 2Y2
905-670-8499 | 800-263-8182 | Fax: 905-670-3102

ivoclarvivadent.com