

Ladder Assembly

The following instructions will inform personnel how to assemble a Ladder.

Step 1: Unbolt and remove ladder from brackets, lower platform down.




Step 2: Bolt handrails to platform and tank brackets.




Step 3: Bolt ladder to handrails using an Alan key.



Step 4: Bolt platform-ladder connection into place



Step 5: Put supports into place and fastened to tank brackets and platform




Step 6: Place bottom support hooks over receivers and bolt to ladder.




Ladder Disassembly

The following instructions will inform personnel how to disassemble a Ladder.


Step 1: Unbolt bottom support and unhook from receivers



Step 2: Unbolt and remove supports from platform and tank brackets



Step 3: Unbolt and remove platform-ladder connection



Step 4: Disconnect ladder from handrails



Step 5: Unbolt and remove handrails



Step 6: Raise platform and bolt ladder frame to tank







NO
WA
NO
OR