

DIESEL HOSE REEL



EN. Piusi Automatic hose reels for diesel and oil have been designed to ensure high efficiency. The sturdy structure can guarantee best performance also in heavy duty conditions.

Features:

- reduced pressure loss
- corrosion resistant: structure made of stainless steel
- easy and versatile installation through the rotating support plate and the adjustable arm positions
- hose stop
- safety: lateral protective covers
- available with heavy duty steel hub

ES. Los enrolladores de manguera automáticos Piusi para diesel y aceite han sido diseñado para garantizar una alta eficiencia. La estructura robusta garantiza el mejor rendimiento aún en condiciones de trabajo al límite.

Características:

- pérdida de carga reducida
- resistente a la corrosión: La estructura, en acero inoxidable
- instalación fácil y versátil a través de la placa de soporte giratorio y las posiciones de los brazos regulables
- parada de manguera
- seguridad: Tapas laterales de protección
- disponible con cubo de acero para aplicaciones especiales.

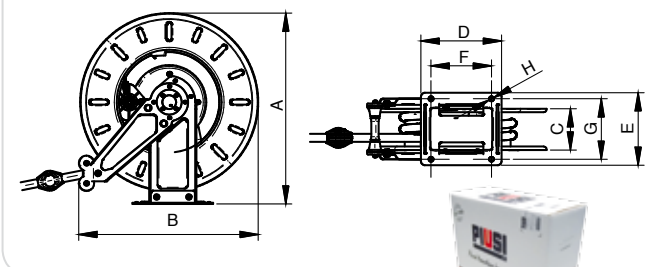
RU. Автоматический вытягивающий механизм для трубы подачи дизельного топлива и масла. Продуманная конструкция позволяет ограничить потери напора и упрощает использование даже с высокопроизводительными насосами, которые обычно используются в установках для заправки дизельного топлива.

Характеристики:

- снижение потери напора благодаря правильно выбранному размеру гидравлической системы;
- установка в безопасное положение барабанов с боковой защитой для предотвращения случайного касания руками;
- регулируемые кронштейны для упрощения размещения согласно потребностям;
- поворотная опора (по заказу) для регулировки направления вытягивающего механизма.
- Есть в наличии со стальной ступицей для специального применения

DIMENSIONS

Model	A	B	C	D	E	F	G	H
HOSE REEL XL	512	470	227	200	322	160	260	12
HOSE REEL BIG	495	460	152	200	246	150	200	12
HOSE REEL SMALL	475	460	102	150	196	150	150	12



PRODUCTS' RANGE WEIGHT AND PACKAGING

Code	Weight		Packaging	N. Boxes/ Europallet		
	kg	lbs		mm	pcs/ box	✈️

Without hose

F0075000A	19	41,9	550x260x540	1	12	20
F0075001A	18	39,7	550x260x540	1	12	20
F0075008A	15	33,1	550x200x540	1	12	20
F0075018B	27	59,5	560x350x560	1	8	12
F0075025A	27	59,5	560x350x560	1	8	12

With hose

F0075002B	26	57,3	550x260x540	1	12	20
F0075003B	25	55,1	550x260x540	1	12	20
F0075023B	18	39,7	550x260x540	1	12	20
F0075004B	22	49,5	550x260x540	1	12	20
F0075012B	22	49,5	550x260x540	1	12	20
F0075024B	18	39,7	550x200x540	1	12	20
F0075009B	19	41,9	550x200x540	1	12	20
F0075010B	27	59,5	550x260x540	1	12	20
F0075019B	27	59,5	560x350x560	1	8	12
F0075026B	27	59,5	560x350x560	1	8	12
F0075013B	23	50,7	550x260x540	1	12	20



Automatic Hose reel without hose



Automatic Hose reel with hose

HOSE REEL


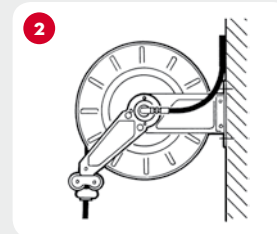
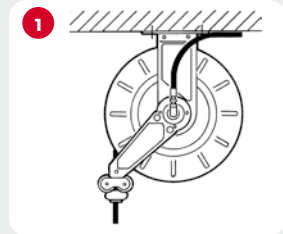
ANTIFREEZE
BIO DIESEL
DIESEL
FOOD
GASOLINE
GREASE
KEROSENE
OIL
AdBlue®
WATER
AIR



Hose reel for 15 mt hose version

Hose reel installations:

1. Roof installation
2. Wall installation
3. Ground installation



FEATURES

ON REQUEST



Accessories



Steel Hub

Hosereel with Steel Hub Heavy Duty



Fix support plate

Weight 1,5 Kg
Pack: 300x410x100
Code Big: **F1629800A**
Code Small: **F1731600A**



Rotating support plate

Weight 3,5 Kg
Pack: 300x300x180
Code Big: **F1627900A**
Code Small: **F1731700A**



Junction hose

1" x 1" BSP - Lenght 1 m
Code: **F16367000**

PRODUCTS' RANGE TECHNICAL DATA

Code	Description	Fluids type	Hose (*) BSP	Max operating pressure bar	Pressure drop bar	Inlet with swivel BSP	Outlet hosetail BSP	Hose max length bound* m	Hose length m
Without hose									
F0075000A	Hosereel 3/4" BIG	D	3/4"	10	0,15 @ 60 l/min	1" male	3/4"	14	-
F0075001A	Hosereel 1" BIG	D	1"	10	0,2 @ 80 l/min	1" male	1"	10	-
F0075008A	Hosereel 3 /4" SMALL	D	3/4"	10	0,15 @ 60 l/min	1" male	3/4"	10	-
F0075018B	Hosereel 15 x 1" XL	D	1"	15	0,4 @ 80 l/min	1" female	1" male	15	-
F0075025A	Hosereel 1" XL Heavy Duty**	D	1"	15	0,5 @ 80 l/min	1" female	1" male	15	-
With hose									
F0075002B	Hosereel 8 x 1" BIG	D	1"	10	0,6 @ 80 l/min	1" female	1" male	-	8
F0075003B	Hosereel 10 x 1" BIG	D	1"	10	0,7 @ 80 l/min	1" female	1" male	-	10
F0075023B	Hosereel 10 x 1" BIG Heavy Duty**	D	1"	10	0,7 @ 80 l/min	1" female	1" male	-	10
F0075004B	Hosereel 10 x 3/4" BIG	D	3/4"	10	0,7 @ 60 l/min	1" female	1" male	-	10
F0075012B	Hosereel 10 x 3/4" BIG	D	3/4"	10	0,7 @ 60 l/min	1" female	3/4" male	-	10
F0075024B	Hosereel 10 x 3/4" BIG Heavy Duty**	D	3/4"	10	0,9 @ 60 l/min	1" female	1" male	-	10
F0075009B	Hosereel 8 x 3/4" SMALL	D	3/4"	10	0,6 @ 60 l/min	1" female	1" male	-	8
F0075010B	Hosereel 14 x 3/4" BIG	D	3/4"	10	0,6 @ 60 l/min	1" female	1" male	-	14
F0075019B	Hosereel 15 x 1" XL	D	1"	15	1 @ 80 l/min	1" female	1" male	-	15
F0075026B	Hosereel 15 x 1" XL Heavy Duty**	D	1"	15	0,8 @ 80 l/min	1" female	1" male	-	15
F0075013B	Hosereel 10 x 3/4" BIG GASOLINE	D G	3/4"	15	0,7 @ 80 l/min	1" female	1" male	-	10

(*) Minimum radius of curvature for 3/4 hose sizes " and 1" of at least 130mm; electrically, the hose must be conductor R < 1 MOhm/m
Curvatura máxima de 3/4" y 1" al menos de 130 mm; eléctricamente, el tubo ha de ser conductor R < 1 MOhm/m
Минимальный радиус изгиба трубы 3/4" и 1" составляет 130 мм; труба должна быть электропроводящей с сопротивлением R < 1 MOhm/m

(**) Steel Hub
Cubo de acero
Стальная ступица