



Pattern Collection: Accessories



Syrah Cowl

Designed by Universal Yarn Design Team

SIZE

One

FINISHED MEASUREMENTS

Circumference: 22½"

Length: 14"

MATERIALS

Wisdom Yarns Angora Lace (60% fine merino superwash, 30% nylon, 10% angora; 100g/462 yds)

- 203 Merlot – 1 skein

Needles: US Size 4 (3.5 mm) 16" circular *or size needed to obtain gauge*

Notions: Tapestry needle, stitch markers, cable needle

GAUGE

30 sts x 33 rows = 4" in Cables and Lace patt

Save time, check your gauge.

Knit. Relax. Smile. Repeat!

2018 © Universal Yarn, Inc.

All rights reserved.

www.universalyarn.com

This pattern may not be reproduced for business, trade or sale.

PATTERN NOTES

Just one skein of luxurious Angora Lace makes this beautiful cowl. The cable and lace pattern is just a four-row repeat, easy to memorize after just one or two repeats. It's knit tall enough such that it fully covers the neck on a super chilly day.

STITCH GUIDE

2x2 Right Cross (RC): Sl next 2 sts to cn and hold in back, k2 from left ndl, k2 from cn.

2x2 Left Cross (LC): Sl next 2 sts to cn and hold in front, k2 from left ndl, k2 from cn.

Ribbing

(multiple of 24 sts)

Rnd 1: * K1, p1, [k2, p1] 3 times, k1, p1, k2, p1, k1, p2, k1, p1, k2, p1; rep from * to end.

Rep Rnd 1 for patt.

Cables and Lace

(multiple of 24 sts)

Rnd 1: * 2x2 RC, k4, 2x2 LC, p1, k2tog, yo, p1, 2x2 RC, p1, k2tog, yo, p1; rep from * to end.

Rnd 2: * K12, p1, k2, p1, k4, p1, k2, p1; rep from * to end.

Rnd 3: * K2, 2x2 RC, 2x2 LC, k2, p1, yo, ssk, p1, k4, p1, yo, ssk, p1; rep from * to end.

Rnd 4: Rep Rnd 2.

Rep Rnds 1-4 for patt.

COWL

Cast on 168 sts. PM and join to work in the rnd, being careful not to twist.

Set-up rnd: * Work Rnd 1 of Ribbing patt over 24 sts, pm; rep from * 5 more times, work Rnd 1 of Ribbing patt over rem 24 sts. Patt will be repeated 7 times across rnd.

Work in Ribbing patt until piece meas 1¼" from cast-on edge. Rep Rnds 1-4 of Cables and Lace patt, 24 times. Piece meas approx. 12¾". Work in Ribbing patt until piece meas 14" from cast-on edge. Bind off all sts in patt.

FINISHING

Weave in ends and block.

Abbreviations

cn	cable needle
k	knit
k2tog	knit 2 stitches together (1 st dec'd)
meas	measures
ndl	needle
p	purl
patt	pattern
pm	place marker
rep	repeat
rnd	round
sl	slip
ssk	slip next 2 sts individually knitwise, slip them back to left needle in this position, knit them together through the back loops (1 st dec'd)
st(s)	stitch(es)
yo	yarn over



Knit. Relax. Smile. Repeat!

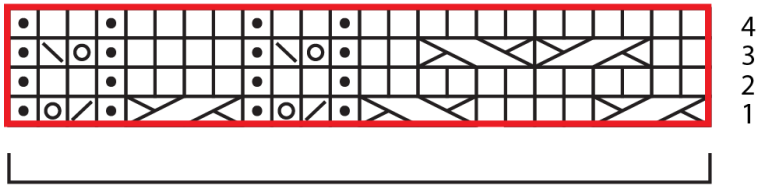
2018 © Universal Yarn, Inc.

All rights reserved.

www.universalyarn.com









This pattern may not be reproduced for business, trade or sale.

Cables and Lace

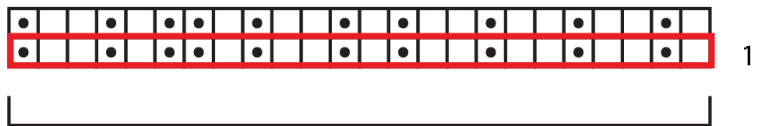


24-st repeat

Key

-  knit
-  purl
-  k2tog
-  ssk
-  yo
-  2x2 RC
-  2x2 LC
-  pattern repeat

Ribbing



24-st repeat

Knit. Relax. Smile. Repeat!

2018 © Universal Yarn, Inc.

All rights reserved.

www.universalyarn.com

This pattern may not be reproduced for business, trade or sale.