



PATTERN COLLECTION: *HOME*



Don't Be Square! Knit-a-long Extravaganza

#12 Raising Cane

Designed by Amy Gunderson

FINISHED MEASUREMENTS

8½ x 8½"

MATERIALS

Universal Yarn *Uptown Worsted*
(100% anti-pilling acrylic;
100g/180 yds)

- 330 Aqua

Needles: US Size 8 (5 mm)
straight *or size needed to obtain
gauge*

Notions: Tapestry needle, stitch
markers

GAUGE

17 sts x 21 rows = 4" in St st

Save time, check your gauge.

Knit, Relax, Smile, Repeat!

2014 © Universal Yarn, Inc.

All rights reserved.

www.universalyarn.com

This pattern may not be reproduced for business, trade or sale.

PATTERN NOTES

Check out our Knit-a-long Extravaganza video for tips on using working relief stitches, or twisted stitches.

This block is the next step in working twisted stitches. In this week's video, we expand on our knowledge of twisted stitches and demonstrate knit and purl through the back loop (tbl) and also Right Purl Twist (RPT) and Left Purl Twist (LPT)

STITCH GUIDE

Right Purl Twist (RPT): Skip the first stitch on the left needle and knit the second stitch through the front loop, now purl the the first stitch and slip both sts from the left ndl.

Left Purl Twist (LPT): Skip the first st on the left ndl and purl the second st through the back loop from behind the work, now knit the first st on the left ndl through the front loop and slip both stitches from the left ndl.

RAISING CANE

Cast on 36 sts.

Rows 1-6: Knit.

Row 7 (RS): K3, pm, p12, k1 tbl, p1, k2, p1, k1 tbl, purl to last 3 sts, pm, k3.

Row 8: K15, p1 tbl, k1, p2, k1, p1 tbl, knit to end.

Row 9: K3, p11, [RT, p1] 2 times, k1 tbl, purl to last 3 sts, k3.

Row 10: K15, p1 tbl, k1, p2, k1, [p1 tbl] 2 times, knit to end.

Row 11: K3, p10, RT, k1 tbl, p1, k2, p1, k1 tbl, purl to last 3 sts, k3.

Row 12: K15, p1 tbl, k1, p2, k1, p1 tbl, p1, p1 tbl, knit to end.

Row 13: K3, p9, RT, k1, k1 tbl, p1, RT, p1, k1 tbl, purl to last 3 sts, k1.

Row 14: K15, p1 tbl, k1, p2, k1, p1 tbl, p2, p1 tbl, knit to end.

Row 15: K3, p8, RT, k2, k1 tbl, p1, k2, p1, k1 tbl, purl to last 3 sts, k3.

Row 16: K15, p1 tbl, k1, p2, k1, p1 tbl, p3, p1 tbl, knit to end.

Row 17: K3, p7, RT, k3, k1 tbl, p1, RT, p1, LT, purl to last 3 sts, k3.

Row 18: K14, [p1 tbl] 2 times, k1, p2, k1, p1 tbl, p4, p1 tbl, knit to end.

Row 19: K3, p7, k1 tbl, k3, RPT, p1, k2, p1, k1 tbl, LT, purl to last 3 sts, k3.

Row 20: K13, p1 tbl, p1, p1 tbl, k1, p2, k2, p1 tbl, p3, p1 tbl, knit to end.

Row 21: K3, p7, k1 tbl, k2, RPT, p2, RT, p1, k1 tbl, k1, LT, purl to last 3 sts, k3.

Row 22: K12, p1 tbl, p2, p1 tbl, k1, p2, [k1, p1 tbl] 2 times, p2, p1 tbl, knit to end.

Row 23: K3, p7, k1 tbl, k1, RPT, p1, k1 tbl, p1, k2, p1, k1 tbl, k2, LT, purl to last 3 sts, k3.

Row 24: K11, p1 tbl, p3, p1 tbl, k1, p2, k1, p1 tbl, k2, p1 tbl, p1, p1 tbl, knit to end.

Row 25: K3, p7, k1 tbl, RPT, [p1, RT] 2 times, p1, k1 tbl, k3, LT, purl to last 3 sts, k3.

Row 26: K10, p1 tbl, p4, p1 tbl, k1, p2, k1, [p1 tbl] 2 times, k2, [p1 tbl] 2 times, knit to end.

Row 27: K3, p7, RT, p1, RT, k1 tbl, p1, k2, p1, LPT, k3, k1 tbl, purl to last 3 sts, k3.

Row 28: K10, p1 tbl, p3, p1 tbl, k2, p2, k1, p1 tbl, p1, p1 tbl, knit to end.

Row 29: K3, p9, RT, k1, k1 tbl, p1, RT, p2, LPT, k2, k1 tbl, purl to last 3 sts, k3.

Row 30: K10, p1 tbl, p2, p1 tbl, k3, p2, k1, p1 tbl, p2, p1 tbl, knit to end.

Row 31: K3, p8, RT, k2, k1 tbl, p1, k2, p3, LPT, k1, k1 tbl, purl to last 3 sts, k3.

Row 32: K10, p1 1bl, p1, p1 tbl, k4, p2, k1, p1 tbl, p3, p1 tbl, knit to end.

Row 33: K3, p7, RT, k3, k1 tbl, p1, RT, p4, LPT, k1 tbl, purl to last 3 sts, k3.

Row 34: K10, [p1 tbl] 2 times, k5, p2, k1, p1 tbl, p4, p1 tbl, knit to end.

Row 35: K3, p7, k1 tbl, k3, RPT, p1, k2, p5, LT, purl to last 3 sts, k3.

Row 36: K17, p2, k2, p1 tbl, p3, p1 tbl, knit to end.

Row 37: K3, p7, k1 tbl, k2, RPT, p2, RT, purl to last 3 sts, k3.

Knit. Relax. Smile. Repeat!

2014 © Universal Yarn, Inc.

All rights reserved.

www.universalyarn.com

This pattern may not be reproduced for business, trade or sale.

Row 38: K17, p2, k3, p1 tbl, p2, p1 tbl, knit to end.

Row 39: K3, p7, k1 tbl, k1, RPT, p3, k2, purl to last 3 sts, k3.

Row 40: K17, p2, k4, p1 tbl, p1, p1 tbl, knit to end.

Row 41: K3, p7, k1 tbl, RPT, p4, RT, purl to last 3 sts, k3.

Row 42: K17, p2, k5, [p1 tbl] 2 times, knit to end.

Row 43: K3, p7, RT, p5, k2, purl to last 3 sts, k3.

Row 44: K17, p2, knit to end.

Rows 45-50: Knit.

Bind off all sts.

FINISHING

Weave in ends. Steam block lightly to finished measurements.

Abbreviations

k	knit
k2tog	knit 2 stitches together
LPT	left purl twist
LT	left twist
ndl	needle
P	purl
pm	place marker
rep	repeat
RPT	right purl twist
RT	right twist
st(s)	stitch(es)
tbl	through the back loop

Knit, Relax, Smile, Repeat!

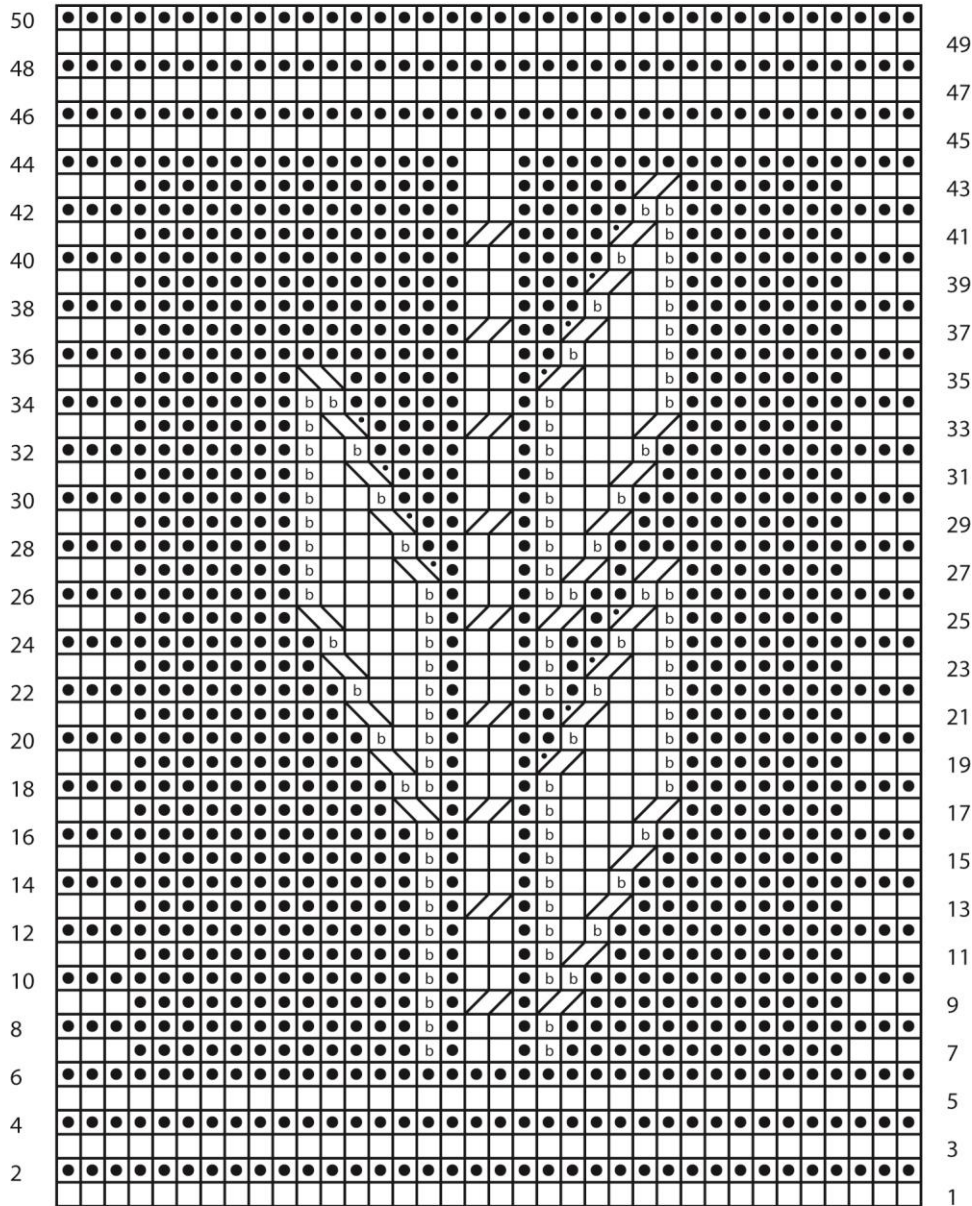
2014 © Universal Yarn, Inc.

All rights reserved.








www.universalyarn.com

This pattern may not be reproduced for business, trade or sale.

Raising Cane



Key

-  knit on RS, purl on WS
-  purl on RS, knit on WS
-  knit tbl on RS, purl tbl on WS
-  RT
-  LT
-  RPT
-  LPT