



## Pattern Collection: Accessories



### Wisteria Hat

Designed by Universal Yarn Design Team

#### SIZES

Adult Small (Medium, Large)  
*Shown in Adult Small size.*

#### FINISHED MEASUREMENTS

**Brim Circumference:** 19¼ (21¼, 23½)"  
*(stretches to 22 (24, 26¼)"*

**Height:** 9¾ (10¼, 10½)"

#### MATERIALS

**Rozetti Yarns Cinema** (70% wool, 25% nylon, 5% cashmere; 100g/109 yds)

- 304 Grapevine – 1 (2, 2) skeins

**Needles:** US Size 9 (5.5 mm) 16" circular and set of DPNs *or size needed to obtain gauge*

US Size 8 (5 mm) 16" circular

**Notions:** tapestry needle, stitch marker

#### GAUGE

15 sts x 20 rnds = 4" in Lace patt

**Save time, check your gauge.**

*Knit. Relax. Smile. Repeat!*

2019 © Universal Yarn, Inc.

All rights reserved.

[www.universalyarn.com](http://www.universalyarn.com)

This pattern may not be reproduced for business, trade or sale.

## PATTERN NOTES

Simple yet addictive, this slouchy lace hat playfully twists the fabric and allows the variegated colors of Cinema shine. Knit in the round from the bottom up, this hat begins with simple K1, P1 Ribbing and the lace pattern continues through the crown shaping. You'll whip this hat up in no time at all, and we're sure you'll be tempted to make many more.

You may wish to place markers between each pattern repeat to ensure you stay on track.

## STITCH GUIDE

### K1, P1 Rib

*(multiple of 2 sts)*

**Rnd 1:** \* K1, p1; rep from \* to end.

Rep Rnd 1 for patt.

### Lace Pattern

*(multiple of 8 sts)*

**Rnd 1:** \* K3, k2tog, yo, k3; rep from \* to end.

**Rnd 2:** \* K2, k2tog, k1, yo, k3; rep from \* to end.

**Rnd 3:** \* K1, k2tog, k2, yo, k3; rep from \* to end.

**Rnd 4:** \* K2tog, k3, yo, k3; rep from \* to end.

**Rnd 5:** \* K2, yo, k1, ssk, k3; rep from \* to end.

**Rnd 6:** \* K2, yo, k2, ssk, k2; rep from \* to end.

**Rnd 7:** \* K2, yo, k3, ssk, k1; rep from \* to end.

**Rnd 8:** K2, yo, k4, ssk; rep from \* to end.

Rep Rnds 1-8 for patt.

### Crown Pattern

*(begins with multiple of 8 sts)*

**Rnd 1:** \* K3, k3tog, yo, k2; rep from \* to end – 1 st dec'd, 7 sts rem each rep.

**Rnd 2:** \* K2, k3tog, k1, yo, k1; rep from \* to end – 1 st dec'd, 6 sts rem each rep.

**Rnd 3:** \* K1, k3tog, k1, yo, k1; rep from \* to end – 1 st dec'd, 5 sts rem each rep.

**Rnd 4:** \* K3tog, k1, yo, k1; rep from \* to end – 1 st dec'd, 4 sts rem each rep.

**Rnd 5:** \* K2tog, k2; rep from \* to end – 1 st dec'd, 3 sts rem each rep.

**Rnd 6:** \* K2tog, k1; rep from \* to end – 1 st dec'd, 2 sts rem each rep.

**Rnd 7:** \* K2tog; rep from \* to end – 1 st dec'd, 1 st rem each rep.

## HAT

### Brim

With smaller circ ndl, cast on 72 (80, 88) sts. PM and join to knit in the rnd, being careful not to twist. Work in K1, P1 Rib until piece meas 2 (2½, 2¾)". Change to larger circ ndl.

### Body

Work Rnds 1-8 of Lace patt 4 times. Patt will be repeated 9 (10, 11) times across each rnd.

### Shape Crown

*Note: Change to dpns when there are too few sts to fit comfortably on ndl.*

Work Rnds 1-7 of Crown patt. Patt will be repeated 9 (10, 11) times across each rnd. After Rnd 7 is complete, 9 (10, 11) sts rem on ndl.

Break yarn leaving an 8" tail. Thread tail through rem live sts, pull taut to close.

## FINISHING

Block piece to finished measurements and weave in ends.



*Knit. Relax. Smile. Repeat!*

2019 © Universal Yarn, Inc.

All rights reserved.

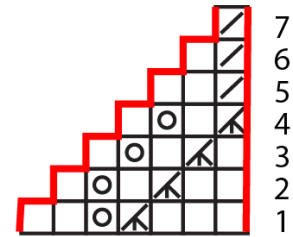
[www.universalyarn.com](http://www.universalyarn.com)

This pattern may not be reproduced for business, trade or sale.

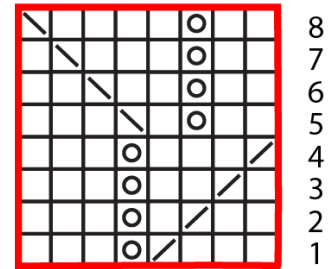
## Abbreviations

<b>circ</b>	circular
<b>dec('d)</b>	decrease(d)
<b>dpn(s)</b>	double pointed needle(s)
<b>k</b>	knit
<b>k2tog</b>	knit 2 stitches together (1 st dec'd)
<b>k3tog</b>	knit 3 stitches together (2 sts dec'd)
<b>meas</b>	measures
<b>ndl</b>	needle
<b>p</b>	purl
<b>patt</b>	pattern
<b>pm</b>	place marker
<b>rem</b>	remain(ing)
<b>rep</b>	repeat
<b>rnd</b>	round
<b>ssk</b>	slip next 2 sts individually knitwise, slip them back to left needle in this position, knit them together through the back loops (1 st dec'd)
<b>st(s)</b>	stitch(es)







## Crown Pattern



## Lace Pattern



## Key

-  pattern repeat
-  knit
-  yo
-  k2tog
-  ssk
-  k3tog

*Knit. Relax. Smile. Repeat!*

2019 © Universal Yarn, Inc.

All rights reserved.

[www.universalyarn.com](http://www.universalyarn.com)

This pattern may not be reproduced for business, trade or sale.