




Pattern Collection: Home



Window Paint Throw

Designed by Universal Yarn Design Team

FINISHED MEASUREMENTS

32" wide x 32" tall

MATERIALS

Universal Yarn Adore Colors (55% superwash merino, 45% acrylic; 100g/273 yds)

- 204 Lilac Print (MC) – 3 skeins

Universal Yarn Adore (55% superwash merino, 45% acrylic; 100g/273 yds)

- 104 Powder (CC) – 2 skeins

Needles: US Size 5 (3.75 mm) set of dpns
or size needed to obtain gauge

Notions: Tapestry needle, stitch markers

GAUGE

Each Motif = 4" x 4"

Save time, check your gauge.

Knit. Relax. Smile. Repeat!

2016 © Universal Yarn, Inc.

All rights reserved.

www.universalyarn.com

This pattern may not be reproduced for business, trade or sale.

PATTERN NOTES

The motifs for this throw are worked separately and then seamed together.

THROW

Motif

With MC, cast on 8 sts, pm and join for working in the rnd careful not to twist sts.

Odd numbered Rnds 1-17: Knit.

Rnd 2: * Yo, k1; rep from * to end of rnd – 8 sts inc'd, 16 sts.

Rnd 4: * Yo, k3, yo, k1; rep from * to end of rnd – 8 sts inc'd, 24 sts.

Rnd 6: * Yo, k5, yo, k1; rep from * to end of rnd – 8 sts inc'd, 32 sts.

Rnd 8: * Yo, k7, yo, k1; rep from * to end of rnd – 8 sts inc'd, 40 sts.

Rnd 10: * Yo, k4, yo, ssk, k3, yo, k1; rep from * to end of rnd – 8 sts inc'd, 48 sts.

Rnd 12: * Yo, k3, k2tog, yo, k1, yo, ssk, k3, yo, k1; rep from * to end of rnd – 8 sts inc'd, 56 sts.

Rnd 14: * Yo, k3, k2tog, yo, k3, yo, ssk, k3, yo, k1; rep from * to end of rnd – 8 sts inc'd, 64 sts.

Rnd 16: * Yo, k3, k2tog, yo, k5, yo, ssk, k3, yo, k1; rep from * to end of rnd – 8 sts inc'd, 72 sts.

Rnd 18: With CC * yo, p18; rep from * to end of rnd – 4 sts inc'd, 76 sts.

Rnd 19: With CC, purl.

Loosely bind off all sts purlwise with CC.

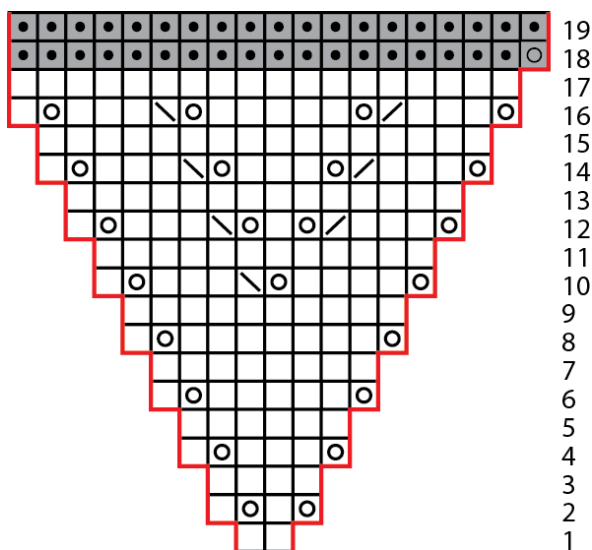
Make 64 Motifs.

FINISHING


With CC, seam Motifs together, forming a square with 8 Motifs across and 8 Motifs down. Weave in all ends, wash and block to Finished Measurements.

Abbreviations

CC	contrast color
dpn(s)	double pointed needle(s)
k	knit
inc('d)	increase(d)
k2tog	knit 2 stitches together (1 st dec'd)
MC	main color
patt	pattern
p	purl
pm	place marker
rep	repeat
rnd	round
ssk	slip next 2 sts individually knitwise, slip them back to left needle in this position, knit them together through the back loops (1 st dec'd)
st(s)	stitch(es)
yo	yarn over



Key

	MC, k		k2tog
	yo		CC, p
	ssk		patt rep

Knit. Relax. Smile. Repeat!

2016 © Universal Yarn, Inc.

All rights reserved.

www.universalyarn.com

This pattern may not be reproduced for business, trade or sale.