



12 Days of Winter Collection



Trinket Socks

Designed by Rachel Brockman

SIZES

Adult Small/Medium (Medium/Large)

FINISHED MEASUREMENTS

Circumference: 7 $\frac{3}{4}$ (8 $\frac{3}{4}$)"

Foot Length: Adjustable

MATERIALS

Universal Yarn Bella Cash (60% fine merino superwash wool, 30% nylon, 10% cashmere; 50g/230 yds)

- 125 Emerald – 2 balls

Needle: US Size 2 (2.75 mm) set of dpns or your preferred needle for working small circumferences in the round *or size needed to obtain gauge*

US Size 1 (2.25 mm) set of dpns or your preferred needle for working small circumferences in the round

Notions: Tapestry needle, stitch markers, waste yarn

GAUGE

28 sts x 34 rnds = 4" in Stockinette stitch (St st) using larger ndl

Save time, check your gauge.

Knit, Relax, Smile, Repeat!

2019 © Universal Yarn, Inc.

All rights reserved.

www.universalyarn.com

This pattern may not be reproduced for business, trade or sale.

PATTERN NOTES

Chilly weather creates the perfect excuse for wearing gorgeous socks out and about or around the house; by the fireside, reading a book at night, or baking with family on the weekends. The Trinket Socks designed in delicate and dreamy Bella Cash yarn are a luxurious addition to your sock drawer and will make your toes feel oh-so-lovely with their gorgeous lace motif and rich color. Time to make a pair for yourself or a pair for someone special!

These socks are knit in the round from the cuff-down and feature an after-thought heel.

STITCH GUIDE

Left Twist (LT): Knit the second st on the left ndl through the back loop, knit the first st through the front loop, slip both sts from ndl.

Right Twist (RT): K2tog but do not slip st from ndl, knit the first st again, slip both sts from ndl.

Rib – Size Small/Medium Only (multiple of 27 sts)

Rnd 1: * P1, k4, p1, k3, [p1, k1] 4 times, p1, k3, p1, k4, p1; rep from * to end.
Rep Rnd 1 for patt.

Rib – Size Medium/Large Only (multiple of 31 sts)

Rnd 1: * P1, k4, p2, k3, p2, [k1, p1] 3 times, k1, p2, k3, p2, k4, p1; rep from * to end.
Rep Rnd 1 for patt.

Main Sock – Size Small/Medium Only (begins as a multiple of 27 sts)

Rnd 1: * P1, RT, LT, p1, yo, S2KP2, yo, p1, k3tog, yo, k1, yo, sssk, p1, yo, S2KP2, yo, p1, RT, LT, p1; rep from * to end – 2 sts dec'd each rep.

Rnd 2: * P1, k4, p1, k3, p1, k1, yo, k3, yo, k1, p1, k3, p1, k4, p1; rep from * to end – 2 sts inc'd each rep.

Rnd 3: * P1, LT, RT, p1, k1, yo, ssk, p1, k7, p1, k2tog, yo, k1, p1, LT, RT, p1; rep from * to end.

Rnd 4: P1, k4, p1, k3, p1, k7, p1, k3, p1, k4, p1; rep from * to end.



Rnd 5: * P1, RT, LT, p1, k3, p1, k3tog, yo, k1, yo, sssk, p1, k3, p1, RT, LT, p1; rep from * to end – 2 sts dec'd, each rep.

Rnd 6: Rep Rnd 2.

Rnd 7: * P1, LT, RT, p1, yo, S2KP2, yo, p1, k7, p1, yo, S2KP2, yo, p1, LT, RT, p1; rep from * to end.

Rnd 8: Rep Rnd 4.

Rnd 9: * P1, RT, LT, p1, k1, yo, ssk, p1, k3tog, yo, k1, yo, sssk, p1, k2tog, yo, k1, p1, RT, LT, p1; rep from * to end – 2 sts dec'd each rep.

Rnd 10: Rep Rnd 2.

Rnd 11: * P1, LT, RT, p1, k3, p1, k7, p1, k3, p1, LT, RT, p1; rep from * to end.

Rnd 12: Rep Rnd 4.

Rep Rnds 1-12 for patt.

Main Sock – Size Medium/Large Only (begins as a multiple of 31 sts)

Rnd 1: P1, RT, LT, p2, yo, S2KP2, yo, p2, k3tog, yo, k1, yo, sssk, p2, yo, S2KP2, yo, p2, RT, LT, p1 – 2 sts dec'd each rep.

Rnd 2: P1, k4, p2, k3, p2, k1, yo, k3, yo, k1, p2, k3, p2, k4, p1; rep from * to end – 2 sts inc'd each rep.

Rnd 3: * P1, LT, RT, p2, k1, yo, ssk, p2, k7, p2, k2tog, yo, k1, p2, LT, RT, p1; rep from * to end.

Knit, Relax, Smile, Repeat!

2019 © Universal Yarn, Inc.

All rights reserved.

www.universalyarn.com

This pattern may not be reproduced for business, trade or sale.

Rnd 4: * P1, k4, p2, k3, p2, k7, p2, k3, p2, k4, p1; rep from * to end.

Rnd 5: * P1, RT, LT, p2, k3, p2, k3tog, yo, k1, yo, sssk, p2, k3, p2, RT, LT, p1; rep from * to end – 2 sts dec'd each rep.

Rnd 6: Rep Rnd 2.

Rnd 7: * P1, LT, RT, p2, yo, S2KP2, yo, p2, k7, p2, yo, S2KP2, yo, p2, LT, RT, p1; rep from * to end.

Rnd 8: Rep Rnd 4.

Rnd 9: * P1, RT, LT, p2, k1, yo, ssk, p2, k3tog, yo, k1, yo, sssk, p2, k2tog, yo, k1, p2, RT, LT, p1; rep from * to end – 2 sts dec'd each rep.

Rnd 10: Rep Rnd 2.

Rnd 11: * P1, LT, RT, p2, k3, p2, k7, p2, k3, p2, LT, RT, p1; rep from * to end.

Rnd 12: Rep Rnd 4.

Rep Rnds 1-12 for patt.

SOCKS

Note: Take care to ensure you are working the correct stitch pattern for your size.

Cuff

With smaller ndls and MC, cast on 54 (62) sts. PM and join to knit in the rnd, being careful not to twist.

Rnd 1: Work in Rib patt to end. Patt will be repeated 2 times across each rnd.

Rep Rnd 1 until piece meas 1½" from cast-on edge. Change to larger ndl.

Leg

Rnd 1: Work Rnd 1 of Main Sock patt to end. Patt will be repeated 2 times across each rnd.

Rnd 2: Work Rnd 2 of Main Sock patt to end. Cont as est'd through Rnd 12 of Main Sock patt, then rep Rnds 1-12 of patt, 2 more times. Piece meas approx. 5¼" from cast-on edge.

Heel Stitches: Cont in Main Sock patt over 27 (31) sts, join waste yarn, k27 (31) sts. Slide these 27 (31) sts back to LH ndl, k27 (31).

Foot

Rnd 1: Cont in Main Sock patt over 27 (31) sts, k27 (31).

Work even as est'd until piece meas 4½ (5)" from Heel Stitches, or 3½ (4)" less than desired length.

Toe

Rnd 1: * K1, ssk, k21 (25), k2tog, k1; rep from * to end – 4 sts dec'd, 50 (58) sts rem.

Even Rnds 2-16: Knit to end.

Rnd 3: * K1, ssk, k19 (23), k2tog, k1; rep from * to end – 4 sts dec'd, 46 (54) sts rem.

Rnd 5: * K1, ssk, k17 (21), k2tog, k1; rep from * to end – 4 sts dec'd, 42 (50) sts rem.

Rnd 7: * K1, ssk, k15 (19), k2tog, k1; rep from * to end – 4 sts dec'd, 38 (46) sts rem.

Rnd 9: * K1, ssk, k13 (17), k2tog, k1; rep from * to end – 4 sts dec'd, 34 (42) sts rem.

Rnd 11: * K1, ssk, k11 (15), k2tog, k1; rep from * to end – 4 sts dec'd, 30 (38) sts rem.

Rnd 13: * K1, ssk, k9 (13), k2tog, k1; rep from * to end – 4 sts dec'd, 26 (34) sts rem.

Rnd 15: * K1, ssk, k7 (11), k2tog, k1; rep from * to end – 4 sts dec'd, 22 (30) sts rem.

Rnd 17: * K1, ssk, k5 (9), k2tog, k1; rep from * to end – 4 sts dec'd, 18 (26) sts rem.

Size Medium/Large Only:

Rnd 18: Knit to end.

Rnd 19: * K1, ssk, k7, k2tog, k1; rep from * to end – 4 sts dec'd, 22 sts rem.

All Sizes

18 (22) sts.

Place first 9 (11) sts on one ndl and last 9 (11) sts on separate ndl. Graft the 2 sets of sts together using Kitchener stitch.

Heel

Place 27 (31) sts on each side of waste yarn sts onto a dpn – 54 (62) sts total. Carefully remove waste yarn.

Set-up Rnd: Knit, distributing sts evenly between ndls.

Complete as for Toe.

FINISHING

Gently wash and block to finished measurements. Weave in ends.

Knit, Relax, Smile, Repeat!

2019 © Universal Yarn, Inc.

All rights reserved.

www.universalyarn.com

This pattern may not be reproduced for business, trade or sale.

Abbreviations

approx.	approximately	rep	repeat
cont	continue	rnd	round
dec('d)	decrease(d)	S2KP2	slip 2 stitches as if to knit 2 together, knit 1, pass 2 slipped stitches over knit stitch;
dpn(s)	double pointed needle(s)		centered double decreases
est'd	established	ssk	slip next 2 sts individually knitwise, slip them back to left needle in this position, knit them together through the back loops (1 st dec'd)
inc('d)	increase(d)		
k	knit	sssk	slip next 3 sts individually knitwise, slip them back to left needle in this position, knit them together through the back loops (2 sts dec'd)
k2tog	knit 2 stitches together (1 st dec'd)		
k3tog	knit 3 stitches together (2 sts dec'd)	st(s)	stitch(es)
LH	left hand	yo	yarnover
m	marker		
meas	measures		
ndl	needle		
p	purl		
patt	pattern		
pm	place marker		
rem	remain(ing)		



Knit, Relax, Smile, Repeat!

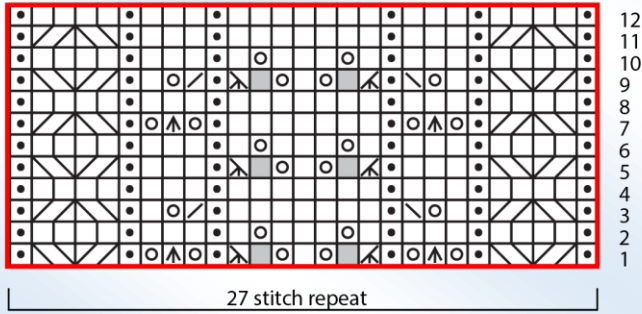
2019 © Universal Yarn, Inc.

All rights reserved.

www.universalyarn.com

This pattern may not be reproduced for business, trade or sale.

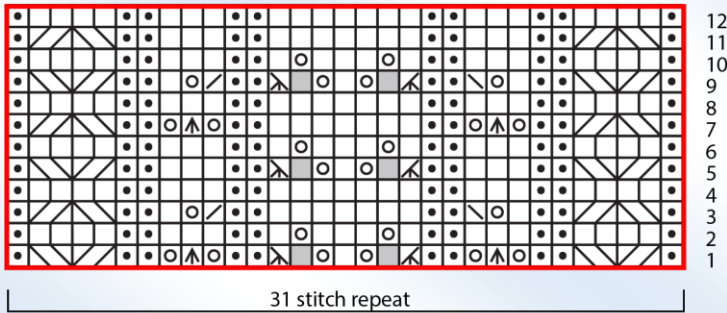
Main Sock
Size Small/Medium Only



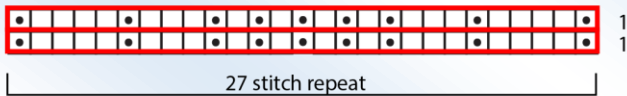
Key

- pattern repeat
- knit
- purl
- yo
- / ssk
- \ k2tog
- / \ ssk
- / / k3tog
- / \ S2KP2
- no stitch
- / \ LT
- / / RT

Main Sock
Size Medium/Large Only



Rib
Size Small/Medium Only



Rib
Size Medium/Large Only



Knit, Relax, Smile, Repeat!

2019 © Universal Yarn, Inc.
All rights reserved.
www.universalyarn.com

This pattern may not be reproduced for business, trade or sale.