



Pattern Collection: Home



Stitch Sampler Cloths

Designed by Universal Yarn Design Team

FINISHED MEASUREMENTS

Width: 9¼"

Length: 9¼"

MATERIALS

Fibra Natura Java (100% hemp;
100g/219 yds)

- 101 Parchment (A) – 1 ball
- 102 Hazelwood (B) – 1 ball
- 103 Walnut (C) – 1 ball
- 104 Pistachio (D) – 1 ball
- 105 Horizon Pink (E) -- 1 ball

Needle: US Size 8 (5 mm) straight *or size needed to obtain gauge*

Notions: Tapestry needle, US Size G-6 (4 mm) crochet hook (for Hanging Loop)

GAUGE

16 sts x 22 rows = 4" in St st

Save time, check your gauge.

Note: *Each cloth requires approximately 30g of Java. 3 cloths can be made from 1 ball of yarn.*

Knit, Relax, Smile, Repeat!

2016 © Universal Yarn, Inc.

All rights reserved.

www.universalyarn.com

This pattern may not be reproduced for business, trade or sale.

STITCH GUIDE

Zig Zag Moss

(multiple of 10 sts)

Row 1 (RS): K5, * [p1, k1] 2 times, p1, k5; rep from * to last 5 sts, [p1, k1] 2 times, p1.

Row 2 (WS): [K1, p1] 3 times, * p5, [k1, p1] 2 times, k1; rep from * to last 4 sts, p4.

Row 3: K3, * [p1, k1] 2 times, p1, k5; rep from * to last 7 sts, [p1, k1] 2 times, p1, k2.

Row 4: P3, [k1, p1] 2 times, k1, * p5, [k1, p1] 2 times, k1; rep from * to last 2 sts, p2.

Row 5: K1, * [p1, k1] 2 times, p1, k5; rep from * to last 9 sts, [p1, k1] 2 times, p1, k4.

Row 6: * P5, [k1, p1] 2 times, k1; rep from * to end.

Row 7: Rep Row 5.

Row 8: Rep Row 4.

Row 9: Rep Row 3.

Row 10: Rep Row 2.

Rep Rows 1-10 for patt.

Triangles

(multiple of 7 sts)

Row 1 (RS): * K6, p1; rep from * to end.

Row 2 (WS): * K2, p5; rep from * to end.

Row 3: * K4, p3; rep from * to end.

Row 4: K4, p3; rep from * to end.

Row 5: * K2, p5; rep from * to end.

Row 6: * K6, p1; rep from * to end.

Row 7: * P1, k6; rep from * to end.

Row 8: * P5, k2; rep from * to end.

Row 9: * P3, k4; rep from * to end.

Row 10: * P3, k4; rep from * to end.

Row 11: * P5, k2; rep from * to end.

Row 12: * P1, k6; rep from * to end.

Rep Rows 1-12 for patt.

Broken Rib

(multiple of 4 sts + 2)

Row 1 (RS): P2, * k2, p2; rep from * to end.

Row 2 (WS): * K2, p2; rep from * to last 2 sts, k2.

Rows 3-4: Rep Rows 1-2.

Row 5: Purl.

Row 6: Knit.

Rep Rows 1-6 for patt.

Jewels

(begins with multiple of 4 sts + 3)

Row 1 (RS): P3, * kfbf, p3; rep from * to end – 2 sts inc'd per rep.

Row 2 (WS): * K3, p3; rep from * to last 3 sts, k3.

Row 3: P3, * k3tog, p3; rep from * to end – original st count restored.

Row 4: Knit.

Rep Rows 1-4 for patt.

Diamonds

(multiple of 8 sts + 1)

Row 1 (RS): K4, * p1, k7; rep from * to last 5 sts, p1, k4.

Row 2 (WS): P3, k1, p1, k1, * p5, k1, p1, k1; rep from * to last 3 sts, p3.

Row 3: K2, * [p1, k3] 2 times; rep from * to last 7 sts, p1, k3, p1, k2.

Row 4: * P1, k1, p5, k1; rep from * to last st, k1.

Row 5: * P1, k7; rep from * to last st, p1.

Row 6: Rep Row 4.

Row 7: Rep Row 3.

Row 8: Rep Row 2.

Rep Rows 1-8 for patt.

CLOTH A



With A, cast on 36 sts. Knit 6 rows.

Establish Pattern

Row 1 (RS): K3, work Row 1 of Zig Zag Moss patt to last 3 sts, k3.

Row 2 (WS): K3, work Row 2 of Zig Zag Moss patt to last 3 sts, k3.

Knit. Relax. Smile. Repeat!

2016 © Universal Yarn, Inc.

All rights reserved.

www.universalyarn.com

This pattern may not be reproduced for business, trade or sale.

Cont in patt as est'd until piece meas 8¼", ending with WS row. Knit 6 rows. Bind off all sts.

FINISHING

Hanging Loop

Attach yarn with sl st to top right corner of cloth. With crochet hook, ch 10, join with sl st to joining spot. Working into loop, work 15 sc, join with sl st to beg sc. Fasten off. Weave in ends and block.

CLOTH B



With B, cast on 41 sts. Knit 6 rows.

Establish Pattern

Row 1 (RS): K3, work Row 1 of Triangles patt to last 3 sts, k3.

Row 2 (WS): K3, work Row 2 of Triangles patt to last 3 sts, k3.

Cont in patt as est'd until piece meas 8¼", ending with WS row. Knit 6 rows. Bind off all sts.

FINISHING

Work as for Cloth A.

CLOTH C



With C, cast on 44 sts. Knit 6 rows.

Establish Pattern

Row 1 (RS): K3, work Row 1 of Broken Rib patt to last 3 sts, k3.

Row 2 (WS): K3, work Row 2 of Broken Rib patt to last 3 sts, k3.

Cont in patt as est'd until piece meas 8¼", ending with WS row. Knit 6 rows. Bind off all sts.

FINISHING

Work as for Cloth A.

CLOTH D



Knit. Relax. Smile. Repeat!

2016 © Universal Yarn, Inc.

All rights reserved.

www.universalyarn.com

This pattern may not be reproduced for business, trade or sale.

With D, cast on 37 sts. Knit 6 rows.

Establish Pattern

Row 1 (RS): K3, work Row 1 of Jewels patt to last 3 sts, k3.

Row 2 (WS): K3, work Row 2 of Jewels patt to last 3 sts, k3.

Cont in patt as est'd until piece meas 8¼", ending with WS row. Knit 6 rows. Bind off all sts.

FINISHING

Work as for Cloth A.

CLOTH E



With E, cast on 39 sts. Knit 6 rows.

Establish Pattern

Row 1 (RS): K3, work Row 1 of Diamonds patt to last 3 sts, k3.

Row 2 (WS): K3, work Row 2 of Diamonds patt to last 3 sts, k3.

Cont in patt as est'd until piece meas 8¼", ending with WS row. Knit 6 rows. Bind off all sts.

FINISHING

Work as for Cloth A.

Abbreviations

ch	chain
cont	continue
est'd	established
k	knit
kfbf	knit into front, then back, then front again of next st (2 sts inc'd)
k3tog	knit 3 stitches together (2 sts dec'd)
lp(s)	loop(s)
meas	measures
ndl	needle
patt	pattern
p	purl
rep	repeat
RS	right side
sc	single crochet
sl	slip
st(s)	stitch(es)
St st	Stockinette stitch (knit on RS rows, purl on WS rows; in the rnd, knit every rnd)
WS	wrong side

Knit. Relax. Smile. Repeat!

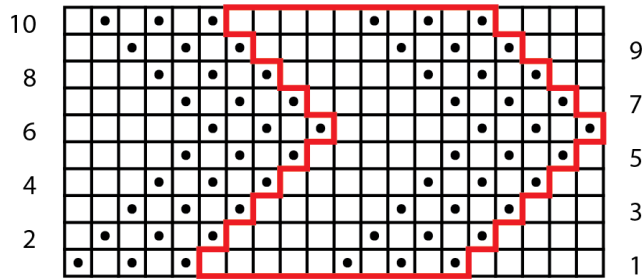
2016 © Universal Yarn, Inc.

All rights reserved.


www.universalyarn.com

This pattern may not be reproduced for business, trade or sale.

Zig Zag Moss



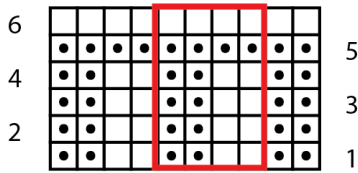
Triangles



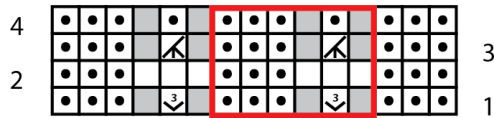
Key

- knit on RS, purl on WS
- purl on RS, knit on WS
- kfbf
- k3tog
- pattern repeat

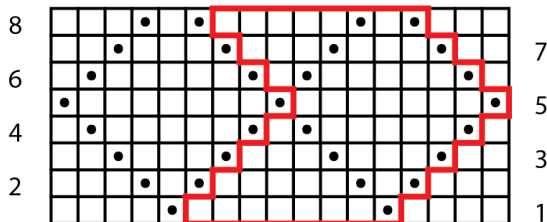
Broken Rib



Jewels



Diamonds



Knit, Relax, Smile, Repeat!

2016 © Universal Yarn, Inc.

All rights reserved.

www.universalyarn.com

This pattern may not be reproduced for business, trade or sale.