



## PATTERN COLLECTION

### Home



#### Speckles Blanket

Designed by Aubrey Busek

#### DIFFICULTY

Basic

#### SIZES

One Size

#### FINISHED MEASUREMENTS

Width: 34½"

Length: 38½"

#### MATERIALS

[Universal Yarn Cotton Supreme Speckles](#) (100% cotton; 100g/180 yds)

- 1002 Festival - 5 skeins

**Needle:** US Size 8 (5 mm) 24-32" circular  
(to accommodate large number of sts)  
*or size needed to obtain gauge*

**Notions:** Tapestry needle, stitch markers

#### GAUGE

17 sts x 25 rows = 4" in Zig Zag patt

Save time, check your gauge.

Knit, Relax, Smile, Repeat!

2022 © Universal Yarn, Inc.

[www.universalyarn.com](http://www.universalyarn.com)

All rights reserved. This pattern may not be reproduced for business, trade or sale.

Questions? Contact [patterns@universalyarn.com](mailto:patterns@universalyarn.com)

## PATTERN NOTES

Light up your little one's day with a colorful handmade blanket that has tons of texture! Super soft Cotton Supreme Speckles is perfect for snuggling up in, and a knit/purl zig-zag texture makes this a great project for all skill levels.

This blanket is worked flat from the bottom up. You may wish to place markers between pattern repeats to help you stay on track.

If you wish to make a larger blanket, simply increase your stitch count by multiples of 6 to maintain the Zig Zag pattern. You may work as many vertical repeats as desired to achieve a longer blanket. Please note, the sample weighs almost exactly 500 grams, so adjusting for a larger blanket will require additional yarn.

## STITCH GUIDE

### Zig Zag

(multiple of 6 sts)

**Row 1 (RS):** K3, \* p3, k3; rep from \* to last 3 sts, p3.

**WS Rows 2-12:** Purl to end.

**Row 3:** P1, k2, \* k1, p3, k2; rep from \* to last 3 sts, k1, p2.

**Row 5:** P2, k1, \* k2, p3, k1; rep from \* to last 3 sts, k2, p1.

**Row 7:** P3, \* k3, p3; rep from \* to last 3 sts, k3.

**Row 9:** Rep Row 5.

**Row 11:** Rep Row 3.

Rep Rows 1-12 for patt.

## PATTERN BEGINS

### BLANKET

#### Lower Border

Cast on 146 sts.

**Rows 1-8:** Knit.

#### Main Blanket

*Note: You may wish to place markers between each pattern repeat to help you stay on track.*

**Row 1 (RS):** K4, pm, work Row 1 of Zig Zag patt to last 4 sts, pm, k4. The repeated portion of the Zig Zag patt will occur 22 times across each row.

**Row 2 (WS):** K4, sl m, work Row 2 of Zig Zag patt to m, sl m, k4.

Cont in patt as est'd through Row 12 of Zig Zag patt, then rep Rows 1-12 of patt, 18 more times.

#### Upper Border

**Rows 1-8:** Knit.

Bind off all sts kwise.

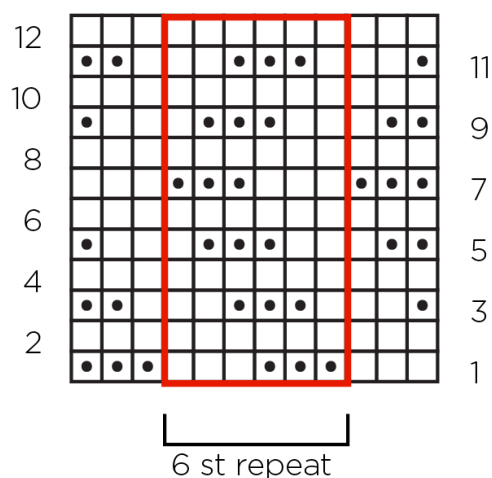
## FINISHING

Gently wash and block to finished measurements. Weave in ends.




## Abbreviations

cont	continue
est'd	established
garter st	knit every row
k	knit
m	marker
p	purl
patt	pattern
pm	place marker
rep	repeat
RS	right side
st(s)	stitch(es)
WS	wrong side

### Zig Zag



## Key

-  pattern repeat
-  knit on RS, purl on WS
-  purl on RS, knit on WS

Knit, Relax, Smile, Repeat!

2022 © Universal Yarn, Inc.

[www.universalyarn.com](http://www.universalyarn.com)

All rights reserved. This pattern may not be reproduced for business, trade or sale.

Questions? Contact [patterns@universalyarn.com](mailto:patterns@universalyarn.com)