



Pattern Collection: Accessories



Overcast Cap

Designed by Heather Hill

SIZES

Adult Small (Medium, Large)

Note: This hat is very stretchy.

FINISHED MEASUREMENTS

Head Circumference: 16 (17¼, 18¼)"

Length: 9¼"

MATERIALS

Universal Yarn Cotton Supreme DK
(100% cotton; 100g/230 yds)

- 723 Silken – 1 skein

Needles: US Size 6 (4 mm) 16" circular,
set of dpns *or size needed to obtain
gauge*

Notions: Tapestry needle, stitch marker

GAUGE

21 sts x 28 rows = 4" in K2, P1 Ribbing,
slightly stretched

Save time, check your gauge.

Knit. Relax. Smile. Repeat!

2018 © Universal Yarn, Inc.

All rights reserved.

www.universalyarn.com

This pattern may not be reproduced for business, trade or sale.

PATTERN NOTES

This pattern is named for the shadow of cancer that affects the lives of so many. Cancer patients and their loved ones alike can feel like they are helpless and hopeless in their situations. We offer this hat pattern as a small token of comfort and a concrete action that can be taken – perhaps a knitting project will take your mind off of unpleasanties in your life whether that means cancer or any other type of illness or grief.

Cotton Supreme DK is the perfect choice for a cancer cap because it is so very soft.

STITCH GUIDE

Right Twist (RT): K2tog but do not slip st from ndl, knit the first st again, slip both sts from ndl.

K2, P1 Ribbing

(multiple of 3 sts)

Rnd 1: * K2, p1; rep from * to end.

Rep Rnd 1 for patt.

Crossed Rib

(multiple of 6 sts)

Rnd 1: * RT, p1, k2, p1; rep from * to end.

Rnds 2-4: * K2, p1; rep from * to end.

Rnd 5: * K2, p1, RT, p1; rep from * to end.

Rnds 6-8: * K2, p1; rep from * to end.

Rep Rnds 1-8 for patt.

HAT

With circ ndl, cast on 84 (90, 96) sts. PM and join to work in the rnd being careful not to twist. Work in K2, P1 Ribbing for 4 rnds. Rep Rnds 1-8 of Crossed Rib patt, 6 times. Patt will be repeated 14 (15, 16) times across each rnd.

Shape Crown

Note: Switch to dpns when there are too few sts for circ ndl.

Rnd 1: * K1, ssk, k2, p1; rep from * to end – 14 (15, 16) sts dec'd, 70 (75, 80) sts rem.

Rnds 2-4: * K4, p1; rep from * to end.

Rnd 5: * K3, ssk; rep from * to end – 14 (15, 16) sts dec'd, 56 (60, 64) sts rem.

Rnds 6-8: Knit.

Rnd 9: * Ssk, k2; rep from * to end – 14 (15, 16) sts dec'd, 42 (45, 48) sts rem.

Rnd 10: Knit.

Rnd 11: * K1, ssk; rep from * to end – 14 (15, 16) sts dec'd, 28 (30, 32) sts rem.

Rnd 12: Knit.

Rnd 13: * Ssk; rep from * to end – 14 (15, 16) sts dec'd, 14 (15, 16) sts rem. Break yarn leaving 10" tail. Pass tail through rem live sts, pull taut, fasten off.

FINISHING

Weave in ends and block.

Abbreviations

circ	circular
dec('d)	decrease(d)
k	knit
k2tog	knit 2 stitches together (1 st dec'd)
ndl	needle
p	purl
patt	pattern
pm	place marker
rem	remain(ing)
rep	repeat
rnd	round
ssk	slip next 2 sts individually knitwise, slip them back to left needle in this position, knit them together through the back loops (1 st dec'd)
st(s)	stitch(es)

Knit. Relax. Smile. Repeat!

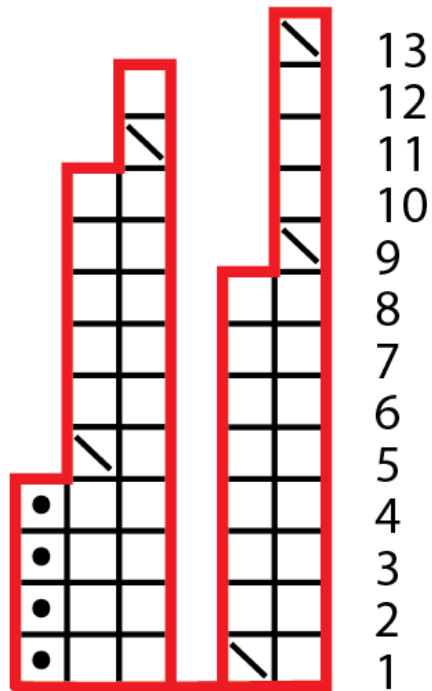
2018 © Universal Yarn, Inc.

All rights reserved.

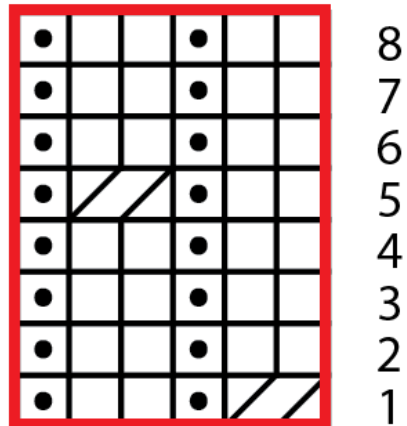
www.universalyarn.com

This pattern may not be reproduced for business, trade or sale.

Crown



Crossed Rib




Key

 knit

 purl

 RT

 ssk

 pattern repeat

Knit. Relax. Smile. Repeat!

2018 © Universal Yarn, Inc.

All rights reserved.

www.universalyarn.com

This pattern may not be reproduced for business, trade or sale.