



## Pattern Collection: Home



### Mosaic Dish Towels

Designed by Universal Yarn Design Team

#### SIZE

One Size

#### FINISHED MEASUREMENTS

Width: 11"

Length: 17"

#### MATERIALS

Universal Yarn *Clean Cotton* (85% recycled cotton, 15% recycled polyester; 75g/131 yds)

- 104 Honeysuckle (A) – 2 skeins
- 116 Bluebell (B) – 2 skeins

**Needles:** US size 8 (5 mm) straight and set of dpns (for I-Cord) *or size needed to obtain gauge*

**Notions:** Tapestry needle

#### GAUGE

17 sts x 30 rnds = 4" in garter st

**Save time, check your gauge.**

*Knit. Relax. Smile. Repeat!*

2020 © Universal Yarn, Inc.

All rights reserved.

[www.universalyarn.com](http://www.universalyarn.com)

This pattern may not be reproduced for business, trade or sale.

## PATTERN NOTES

Home, sweet home – few things are as comforting as handmade items to fill your home. It is even nicer when the handmade items are functional and eco-friendly. The Mosaic Dish Towels are the perfect kitchen accessory. The set features garter stitch and a simple mosaic stitch pattern that's great for beginners. Knit in Clean Cotton – a yarn made from 100% reclaimed fibers – these cloths are durable and absorbent. We bet you'll make more than one set!

Combined, the samples take a little more than one skein of each color. You could easily make a third towel with your leftover yarn.

These towels are knit flat from the bottom up. An I-Cord is knit separately and attached to the corner. In this pattern, work all slipped stitches purlwise with yarn held in back.

When working in the Mosaic sections, do not break yarn at the end of each row. Instead, twist the strands of yarn around one another every RS row, taking care not to twist too tightly.

## STITCH GUIDE

### Mosaic

*(multiple of 4 sts, plus 3)*

**Row 1 (RS):** With color B, \* k3 sl 1; rep from \* to last 3 sts, k3.

**Row 2 (WS):** With color B, knit.

**Row 3:** With color A, \* k1, sl 1, k2; rep from \* to last 3 sts, k1, sl 1, k1.

**Row 4:** With color A, knit.  
Rep Rows 1-4 for patt.

### TOWEL #1

With color A, cast on 47 sts.

#### Garter Section 1

**Row 1 (RS):** Knit.

**Row 2 (WS):** Knit.

Rep Rows 1-2, 3 more times.

#### Mosaic Section 1

Join color B. Do not break color A.

**Row 1 (RS):** Work Row 1 of Mosaic patt to end.

**Row 2 (WS):** Work Row 2 of Mosaic patt to end.

**Row 3:** Work Row 3 of Mosaic patt to end.

**Row 4:** Work Row 4 of Mosaic patt to end.

Rep Rows 1-4, 7 more times, then rep Rows 1-2, 1 more time. Break color B. Cont with color A only.

#### Garter Section 2

Work in garter st until piece meas approx. 15" from cast-on edge, ending with a WS row.

#### Mosaic Section 2

Join color B. Do not break color A.

**Row 1 (RS):** Work Row 1 of Mosaic patt to end.

**Row 2 (WS):** Work Row 2 of Mosaic patt to end.

**Row 3:** Work Row 3 of Mosaic patt to end.

**Row 4:** Work Row 4 of Mosaic patt to end.

Rep Rows 1-4, 1 more time, then rep Rows 1-2, 1 more time. Break color B. Cont with color A only.

#### Garter Section 3

Work in garter st until piece meas approx. 17" from cast-on edge, ending with a WS row. Bind off all sts kwise.

## FINISHING

Gently wash and block to finished measurements. Weave in ends.

### I-Cord Hanger

With color A, cast on 3 sts to dpn. \* K3, slide sts to other end of ndl and place in left hand; rep from \* until I-Cord meas 3½". Bind off all sts. Fold I-Cord in half so that each end meets and, with RS facing, attach to upper left corner of towel using photo as a guide.

### TOWEL #2

Work as for Towel #1, reversing colors A and B.

*Knit. Relax. Smile. Repeat!*

2020 © Universal Yarn, Inc.

All rights reserved.

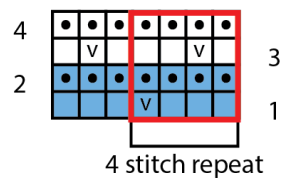
[www.universalyarn.com](http://www.universalyarn.com)

This pattern may not be reproduced for business, trade or sale.








## Abbreviations

<b>approx</b>	approximately
<b>cont</b>	continue
<b>dpn(s)</b>	double pointed needle(s)
<b>garter st</b>	knit every row
<b>k</b>	knit
<b>kwise</b>	knitwise
<b>meas</b>	measures
<b>ndl</b>	needle
<b>patt</b>	pattern
<b>rep</b>	repeat
<b>RS</b>	right side
<b>sl</b>	slip
<b>st(s)</b>	stitch(es)
<b>WS</b>	wrong side

## Mosaic



## Key

-  pattern repeat
-  with color A, knit on RS, purl on WS
-  with color A, sl 1
-  with color A, purl on RS, knit on WS
-  with color B, knit on RS, purl on WS
-  with color B, sl 1
-  with color B, purl on RS, knit on WS

*Knit. Relax. Smile. Repeat!*

2020 © Universal Yarn, Inc.

All rights reserved.

[www.universalyarn.com](http://www.universalyarn.com)

This pattern may not be reproduced for business, trade or sale.