



Pattern Collection: Accessories



Mist Hat

Designed by Universal Yarn Design Team

SIZES

Baby (Child, Adult Small/Medium, Adult Medium/Large)

Shown in Adult Small/Medium Size

FINISHED MEASUREMENTS

Brim Circumference: 12 (15, 18, 21)"

(stretches to 17 (20, 23, 26)"

Height: 5 (6, 7, 8)"

MATERIALS

Rozetti Yarns Cinema (70% wool, 25% nylon, 5% cashmere; 100g/109 yds)

- 303 Happy Dolphin – 1 (1, 2, 2) skeins

Needles: US Size 10 (6 mm) 16" circular and set of DPNs *or size needed to obtain gauge*

US Size 9 (5.5 mm) 16" circular and set of DPNS

Notions: tapestry needle, stitch markers, 2 (2, 2½, 2½)" pom pom maker

GAUGE

16 sts x 19 rnds = 4" in Body patt

Save time, check your gauge.

Knit. Relax. Smile. Repeat!

2019 © Universal Yarn, Inc.

All rights reserved.

www.universalyarn.com

This pattern may not be reproduced for business, trade or sale.

PATTERN NOTES

Lofty, and soft, the Mist Hat is sure to keep your ears warm on cool, drizzly days.

This hat is worked seamlessly in the round from the bottom up. Panels of slipped stitches are framed by ribbing and seed stitch – and the slipped stitches create a gentle scallop along the brim. Simple stitches allow the variegation of Cinema to shine. Top it off with a pom pom and you have your new favorite hat!

You may wish to place markers between each pattern repeat to ensure you stay on track.

STITCH GUIDE

Brim Pattern

(multiple of 12 sts)

Rnd 1: * [K1, p1] 2 times, k3, [p1, k1] 2 times, p1; rep from * to end.

Rnd 2: * [K1, p1] 2 times, [sl 1 pwise wyib] 3 times, [p1, k1] 2 times, p1; rep from * to end.
Rep Rnds 1-2 for patt.

Body Pattern

(multiple of 12 sts)

Rnd 1: * [K1, p1] 2 times, k3, [p1, k1] 2 times, p1; rep from * to end.

Rnd 2: * [P1, k1] 2 times, [sl 1 pwise wyib] 3 times, [k1, p1] 2 times, k1; rep from * to end.
Rep Rnds 1-2 for patt.

Crown Pattern

(begins with multiple of 12 sts)

Rnd 1: * K1, p1, k1, ssk, k1, k2tog, [k1, p1] 2 times; rep from * to end – 2 sts dec'd, 10 sts rem each rep.

Rnd 2: * P1, k1, p1, [sl 1 pwise wyib] 3 times, [p1, k1] 2 times; rep from * to end.

Rnd 3: * K1, p1, ssk, k1, k2tog, p1, k1, p1; rep from * to end – 2 sts dec'd, 8 sts rem each rep.

Rnd 4: * P1, k1, [sl 1 pwise wyib] 3 times, k1, p1, k1; rep from * to end.

Rnd 5: * K1, ssk, k1, k2tog, k1, p1; rep from * to end – 2 sts dec'd, 6 sts rem each rep.

Rnd 6: * P1, [sl 1 pwise wyib] 3 times, p1, k1; rep from * to end.

Rnd 7: * Ssk, k1, k2tog, p1; rep from * to end – 2 sts dec'd, 4 sts rem each rep.

Rnd 8: * [Sl 1 pwise wyib] 3 times, k1; rep from * to end.

Rnd 9: * K2, k2tog; rep from * to end – 1 st dec'd, 3 sts rem each rep.

Rnd 10: * Sl 1 pwise wyib, k1, sl 1 pwise wyib; rep from * to end.

Rnd 11: * Sl 2-k1-p2sso; rep from * to end – 2 sts dec'd, 1 st rem each rep.

HAT

Brim

With smaller circ ndl (*or dpns for Baby & Child Sizes*), cast on 48 (60, 72, 84) sts. PM and join to knit in the rnd, being careful not to twist. Work Rnds 1-2 of Brim patt, 3 (4, 5, 6) times. Patt will be repeated 4 (5, 6, 7) times across each rnd. Change to larger circ ndl.

Body

Work Rnds 1-2 of Body patt until piece meas 3¾ (4¾, 5¾, 6¾)" from cast-on edge, ending with Rnd 2 of Body patt. Patt will be repeated 4 (5, 6, 7) times across each rnd.

Shape Crown

Note: Change to dpns when there are too few sts to fit comfortably on ndl.

Work Rnds 1-11 of Crown patt. Patt will be repeated 4 (5, 6, 7) times across each rnd. After Rnd 11 is complete, 4 (5, 6, 7) sts rem on ndl. Break yarn leaving an 8" tail. Thread tail through rem live sts, pull taut to close.

FINISHING

Block piece to finished measurements and weave in ends. Make a 2 (2, 2½, 2½)" pom pom and secure to top of hat.

Knit. Relax. Smile. Repeat!

2019 © Universal Yarn, Inc.

All rights reserved.

www.universalyarn.com

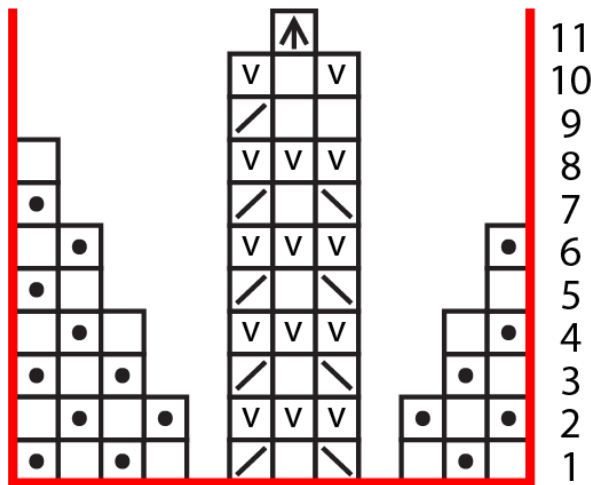
This pattern may not be reproduced for business, trade or sale.

Abbreviations









circ	circular
dec('d)	decrease(d)
dpn(s)	double pointed needle(s)
k	knit
k2tog	knit 2 stitches together (1 st dec'd)
meas	measures
ndl	needle
p	purl
patt	pattern
pm	place marker

pwise	purlwise
rem	remain(ing)
rep	repeat
rnd	round
sl	slip
ssk	slip next 2 sts individually knitwise, slip them back to left needle in this position, knit them together through the back loops (1 st dec'd)
st(s)	stitch(es)
wyib	with yarn held in back

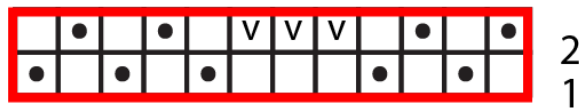
Crown




Key

-  pattern repeat
-  purl
-  knit
-  sl 1 pwise wyib
-  ssk
-  k2tog
-  m1
-  sl 2-k1-p2sso

Body



Brim



Knit. Relax. Smile. Repeat!

2019 © Universal Yarn, Inc.

All rights reserved.

www.universalyarn.com

This pattern may not be reproduced for business, trade or sale.