



Pattern Collection: Accessories



Little Dove Scarf

Designed by Universal Yarn Design Team

FINISHED MEASUREMENTS

Width: 10"

Length: 72"

MATERIALS

Fibra Natura Radiant Cotton (100% Egyptian Cotton; 100g/203 yds)

- 810 Skylight – 3 hanks

Hook: US Size G-6 (4 mm) *or size needed to obtain gauge*

Notions: Tapestry needle

GAUGE

2 reps of Little Dove patt = 3¼" wide x 3¼" tall

Save time, check your gauge.

Knit, Relax, Smile, Repeat!

2016 © Universal Yarn, Inc.

All rights reserved.

www.universalyarn.com

This pattern may not be reproduced for business, trade or sale.

PATTERN NOTES

The body of this scarf is crocheted from one end to the other. The edging is worked around the entire perimeter of the scarf body.

STITCH GUIDE

Little Dove

(begins with multiple of 9 chs + 8)

Row 1: Dc in fifth ch from hk (skipped chs count as dc), ch 1, sk next ch, dc in next ch, ch 2, sk next ch, sc in next ch, ch 3, sk next 2 chs, sc in next ch, ch 2, sk next ch, [dc in next ch, ch 1, sk next ch, dc in next ch, ch 2, sk next ch, sc in next ch, ch 3, sk next 2 chs, sc in next ch, ch 2, sk next ch] to last 4 chs, dc in next ch, ch 1, sk next ch, dc in last 2 dc, turn.

Row 2: Ch 1, sc in first dc, ch 1, sk next dc, sc in ch-1 sp, {ch 2, [dc, ch 1, dc, ch 1, dc] in next ch-3 sp, ch 2, sc in next ch-1 sp} to last ch-1 sp, ch 2, sc in last ch-1 sp, ch 1, sc in last dc, turn.

Row 3: Ch 3 (counts as dc), dc in next ch-1 sp, ch 2, sc in next ch-2 sp, ch 2, dc in next ch-1 sp, ch 1, dc in next ch-1 sp, ch 2, [sc in next ch-2 sp, ch 3, sc in next ch-2 sp, ch 2, dc in next ch-1 sp, ch 1, dc in next ch-1 sp, ch 2] to last ch-2 sp, sc in last ch-2 sp, ch 2, dc in last ch-1 sp, dc in last dc, turn.

Row 4: Ch 4 (counts as dc + ch 1), [dc, ch 1, dc] in next ch-2 sp, {ch 2, sc in next ch-1 sp, ch 2, [dc, ch 1, dc, ch 1, dc] in next ch-3 sp} to last ch-1 sp, ch 2, sc in next ch-1 sp, ch 2, sk next ch-2 sp, [dc, ch 1, dc] in next ch-2 sp, ch 1, dc in last dc, turn.

Row 5: Ch 3 (counts as dc), [dc in next ch-1 sp, ch 1, dc in next ch-1 sp, ch 2, sc in next ch-2 sp, ch 3, sc in next ch-2 sp, ch 2] to last 2 ch-1 sps, dc in next ch-1 sp, ch 1, dc in last ch-1 sp, dc in last dc, turn.

Rep Rows 2-5 for patt.

Edging

(multiple of 8 sts)

Rnd 1: Ch 3 (counts as dc), [ch 1, dc in next st or sp] around, ch 1, join with sl st to top of beg dc.

Rnd 2: Sl st to next ch-1 sp, ch 3 (counts as dc), 2 dc in same sp, [ch 4, sk next ch-1 sp, sc in next ch-1 sp, ch 4, sk next ch-1 sp, 3 dc in next ch-1 sp] around, end ch 4, sk next ch-1 sp, sc in next ch-1 sp, ch 4, sk next ch-1 sp, join with sl st to top of beg dc.

Rnd 3: Ch 3, dc2tog, [ch 7, sl st in fourth ch from hk, ch 3, tr2tog (first leg worked in same st as prev dc, last leg worked in next dc), ch 7, sl st in fourth ch from hk, ch 3, dc3tog (next 3 dc)] around, end tr2tog (first leg worked in same st as prev dc, last leg worked in beg ch-3) ch 7, sl st in fourth ch from hk, ch 3, join with sl st to top of beg ch-3. Fasten off.

SCARF

Ch 44. Work Rows 1-5 of Little Dove patt, then rep Rows 2-5 of patt until piece meas 68", ending with Row 4 of patt. Fasten off.

Edging

Join yarn with sl st to side of scarf. Work Rnds 1-3 of Edging around entire perimeter of Scarf. Fasten off.

FINISHING

Weave in ends. Run blocking wires through picots in Rnd 3 of edging, or use pins. Stretch and pin to blocking mats to open up lace. Steam or wet block.

Abbreviations

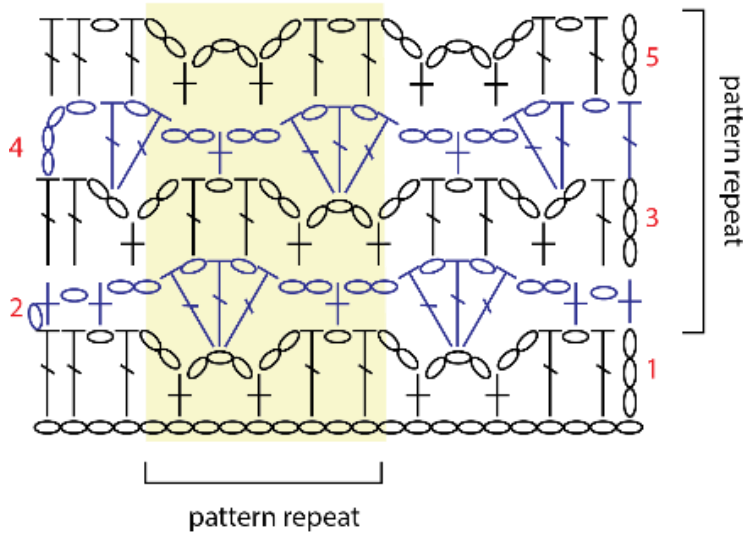
ch	chain
dc	double crochet
hk	hook
meas	measures
patt	pattern
prev	previous
rnd	round
sc	single crochet
sk	skip
sp	space(s)
st(s)	stitch(es)
tr	triple crochet
tog	together

Knit, Relax, Smile, Repeat!

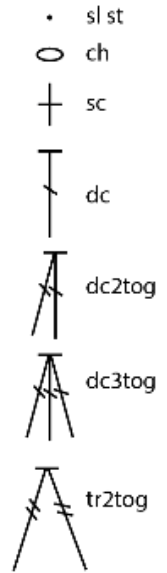
2016 © Universal Yarn, Inc.
All rights reserved.
www.universalyarn.com

This pattern may not be reproduced for business, trade or sale.

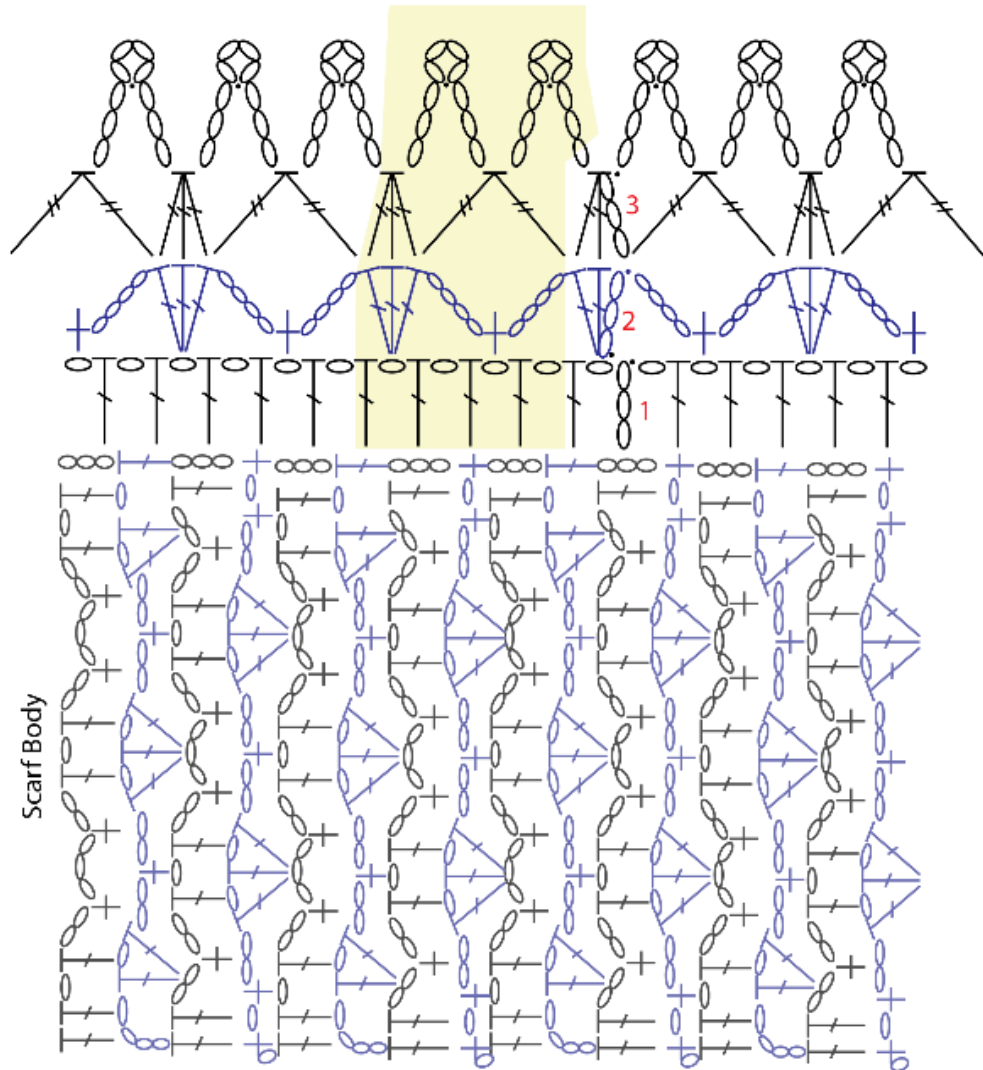
Little Dove



Key



Edging



Scarf Body

Knit, Relax, Smile, Repeat!

2016 © Universal Yarn, Inc.
All rights reserved.
www.universalyarn.com

This pattern may not be reproduced for business, trade or sale.