



Pattern Collection: Home



Lilypad Afghan

Designed by Universal Yarn Design Team

FINISHED MEASUREMENTS

Assembled: 42" wide x 55" tall

MATERIALS

Universal Yarn Major (100% acrylic;
200g/328 yds)

- 101 Verdant – 2 skeins
- 102 Underwater – 2 skeins
- 104 Pebbles – 2 skeins
- 106 Overalls – 2 skeins

Hook: US Size J/10 (6 mm) *or size needed to obtain gauge*

Notions: Tapestry needle

GAUGE

1 Hexagon Motif = 6" wide from point to point

Save time, check your gauge.

Knit, Relax, Smile, Repeat!

2016 © Universal Yarn, Inc.

All rights reserved.

www.universalyarn.com

This pattern may not be reproduced for business, trade or sale.

PATTERN NOTES

This afghan is comprised of 85 Hexagon motifs. Motifs are attached using the join-as-you-go method.

STITCH GUIDE

Hexagon Motif

Begin with adjustable ring.

Rnd 1: Ch 3 (counts as dc), 2 dc in ring, [ch 1, 3 dc in ring] 5 times, ch 1, join with sl st to top of beg ch-3 – 18 dc, 6 ch-1 sps.

Rnd 2: Ch 3 (counts as dc), dc in next dc, 2 dc in next dc, [ch 1, 2 dc in next dc, dc in next dc, 2 dc in next dc] 5 times, ch 1, dc in same sp as beg ch-3, join with sl st to top of beg ch-3 – 30 dc, 6 ch-1 sps.

Rnd 3: Ch 3 (counts as dc), dc in next 2 dc, 2 dc in next dc, [ch 1, 2 dc in next dc, dc in next 3 dc, 2 dc in next dc] 5 times, ch 1, 2 dc in next dc, join with sl st to top of beg ch-3. Fasten off.

Joining Hexagon Motif

Rnds 1-2: Work as for Hexagon Motif.

Rnd 3: Work as for Hexagon Motif, except when joining to the side of another Hexagon Motif, sl st into each adjoining dc or ch-1 sp with a sl st after each st.

AFGHAN

Make and join 85 Hexagon Motifs, using Color Placement Diagram as a guide.

FINISHING

Weave in ends and block.

Abbreviations

| | |
|-------|----------------|
| ch | chain |
| dc | double crochet |
| rnd | round |
| sl | slip |
| sp(s) | space(s) |
| st(s) | stitch(es) |



Knit, Relax, Smile, Repeat!


2016 © Universal Yarn, Inc.

All rights reserved.

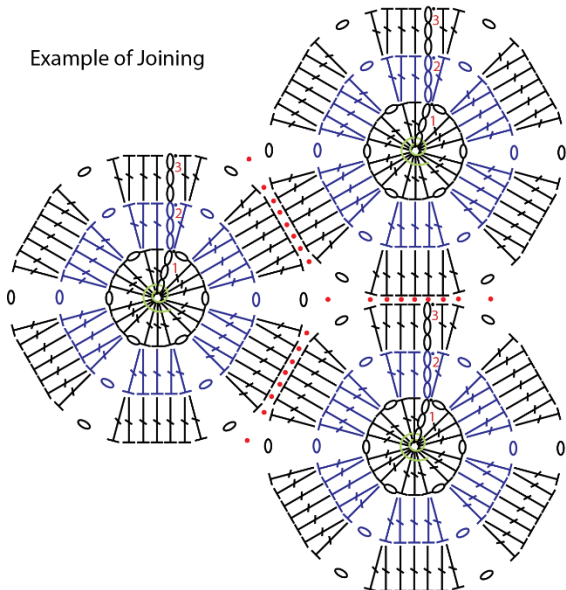
www.universalyarn.com

This pattern may not be reproduced for business, trade or sale.

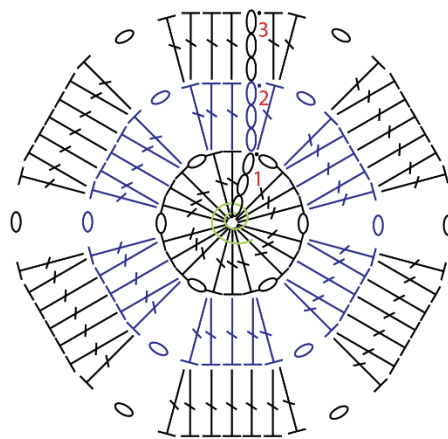
Color Placement Diagram



Example of Joining



Hexagon Motif



Key
 • sl st
 ○ sc
 T dc

Knit, Relax, Smile, Repeat!

2016 © Universal Yarn, Inc.
 All rights reserved.
www.universalyarn.com

This pattern may not be reproduced for business, trade or sale.