

## PATTERN COLLECTION: *CHILDREN*



### **Lace Sampler Baby Blanket**

Designed by Amy Gunderson

### **FINISHED MEASUREMENTS**

34" x 34"

### **MATERIALS**

**Universal Yarn *Little Bird*** (100% acrylic; 100g/344 yds)

- 101 Snow Fort (MC) – 2 balls
- 105 Wee Violet (CC) – 1 ball

**Needles:** US Size 4 (3.5 mm) set of dpns; 16", 24, 32, 48" circular needles *or size needed to obtain gauge*

**Notions:** Stitch markers, tapestry needle

### **GAUGE**

22 sts x 24 rows = 4" in any of the lace patterns

**Save time, check your gauge.**

*Knit. Relax. Smile. Repeat!*

2014 © Universal Yarn, Inc.

All rights reserved.

[www.universalyarn.com](http://www.universalyarn.com)

This pattern may not be reproduced for business, trade or sale.

## PATTERN NOTES

This Blanket is worked from the center out. Begin with dpns and switch to circular needle when there are too many stitches to fit comfortably on the dpns.

## BLANKET

With MC and dpns, cast on 8 sts. Divide evenly among 4 dpns and join to work in the rnd.

**Set-up rnd:** \* K2, pm; rep from \* to end.

**Inc rnd 1:** \* Kfb, k1; rep from \* to end – 12 sts.

**Next rnd:** Knit.

### Section 1

**Rnd 1:** \* Work Rnd 1 of Section 1 chart to m; rep from \* to end – 8 sts inc'd, 20 sts.

**Rnd 2:** \* Work Rnd 2 of Section 1 chart to m; rep from \* to end.

**Rnds 3-68:** Work in patt as established. At the end of Rnd 68, there are 284 sts, 71 sts in each of the 4 quadrants between markers.

### Section 2

**Rnd 69:** \* Work Rnd 69 of Section 2 chart to m; rep from \* to end – 8 sts inc'd.

**Rnds 70-98:** Work in patt as established. At the end of Rnd 98, there are 404 sts, 101 sts in each of the 4 quadrants between markers. Break MC, switch to CC.

### Section 3

**Rnd 99:** \* Work Rnd 99 of Section 3 chart to m; rep from \* to end – 8 sts inc'd.

**Rnds 100-120:** Work in patt as established. At the end of Rnd 120, there are 492 sts, 123 sts in each of the 4 quadrants between markers.

**Bind-off Rnd:** \* K2tog tbl, slip this st back to LH ndl; rep from \* to end. Fasten off last st.

## FINISHING

Weave in ends and block.



*Knit, Relax, Smile, Repeat!*

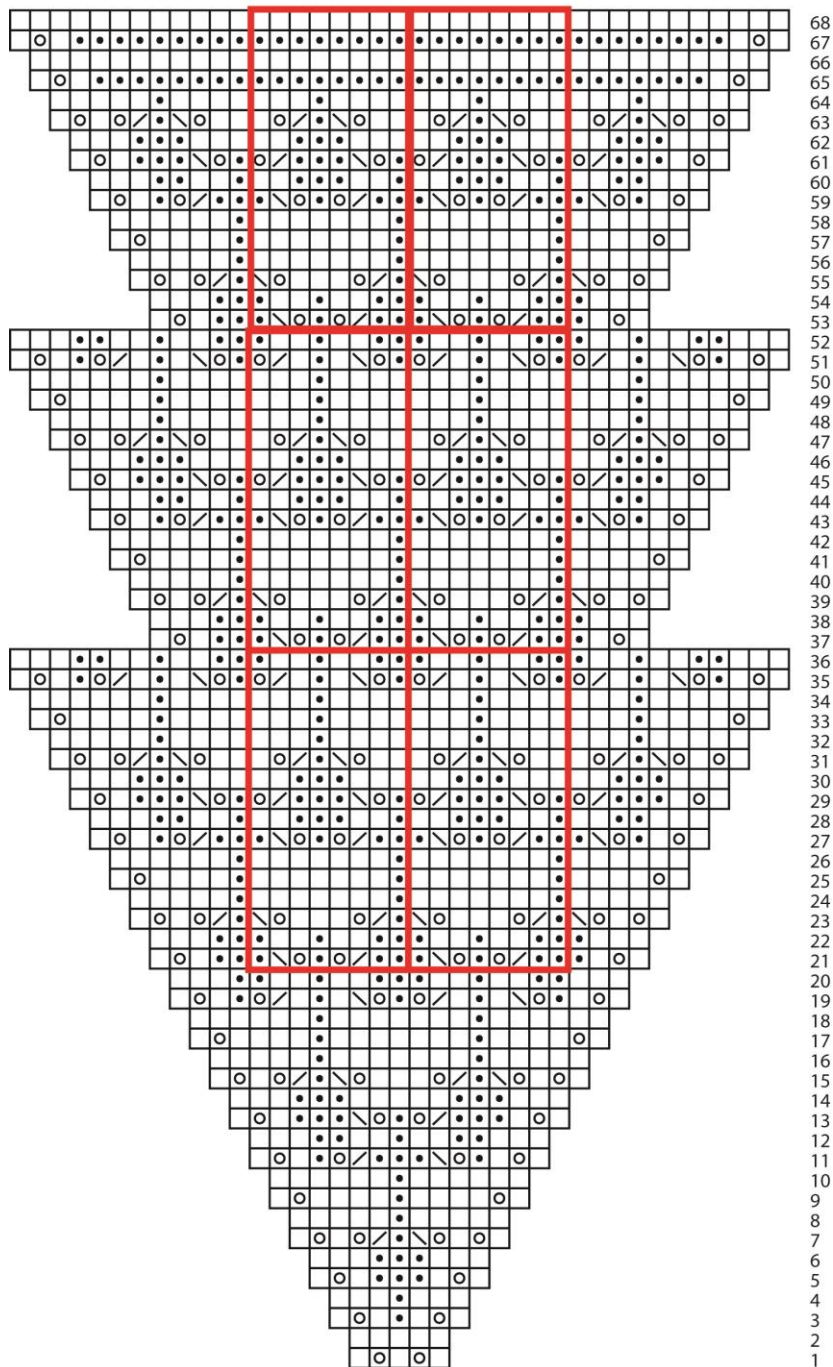
2014 © Universal Yarn, Inc.

All rights reserved.

[www.universalyarn.com](http://www.universalyarn.com)

This pattern may not be reproduced for business, trade or sale.

Section 1



Key

- knit
- purl
- yo
- ssk
- k2tog
- sssk
- sl1-k2tog-pss0
- pattern repeat

*Knit, Relax, Smile, Repeat!*

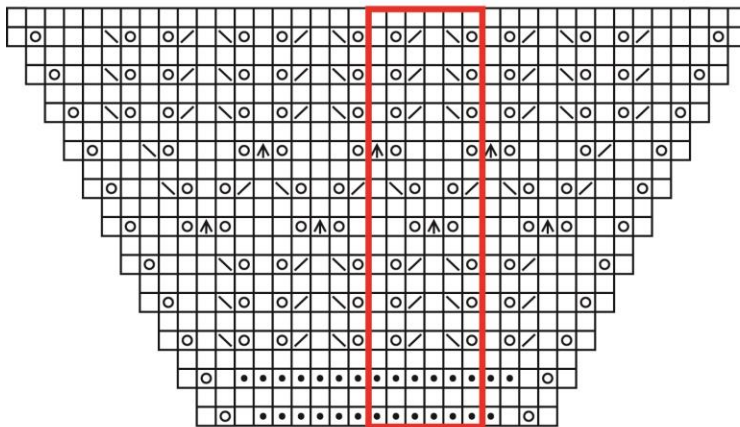
2014 © Universal Yarn, Inc.

All rights reserved.

[www.universalyarn.com](http://www.universalyarn.com)

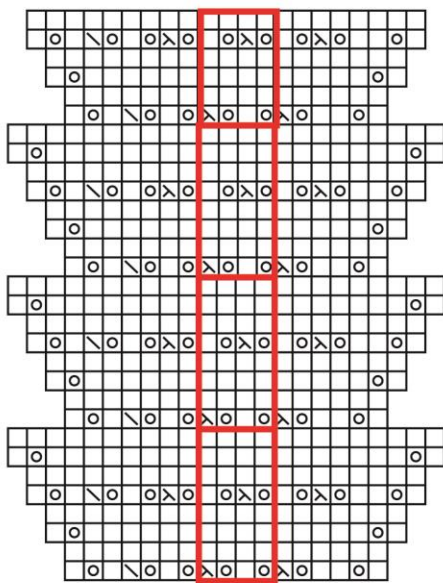
This pattern may not be reproduced for business, trade or sale.

Section 3



120  
119  
118  
117  
116  
115  
114  
113  
112  
111  
110  
109  
108  
107  
106  
105  
104  
103  
102  
101  
100  
99

Section 2



98  
97  
96  
95  
94  
93  
92  
91  
90  
89  
88  
87  
86  
85  
84  
83  
82  
81  
80  
79  
78  
77  
76  
75  
74  
73  
72  
71  
70  
69

*Knit, Relax, Smile, Repeat!*

2014 © Universal Yarn, Inc.

All rights reserved.

[www.universalyarn.com](http://www.universalyarn.com)

This pattern may not be reproduced for business, trade or sale.