

Free Jocelyn in Flax by Fibra Natura



Intermediate

Size

59" x 26"

Materials

7 balls of Flax, 100% Linen,

137 yds/125 m per 50g. Color shown #15

Needles: US 6/4 mm 40" circular needles *or*
size to obtain gauge

Gauge

18 sts and 22 rows over 4"/10cm over Pat st

Abbreviations

K- Knit

P- Purl

St(s) - Stitch(es)

K2 tog- Knit two stitches together

K3 tog- Knit three stitches together

YO- yarn over

Psso- pass slip stitch over

Sl 1- slip one st

Rem- remain

Rep - repeat

Pattern Stitches

First Pattern Stitch

Start with 17 sts

Row 1: K1, YO, K2tog, YO, K1, YO, Sl 1, K1, Psso, K5, P2tog, YO, P4 – 18 sts.

Row 2 and all even numbered rows: P2, P2tog, YO, purl to end.

Row 3: K1, YO, K2tog, YO, K3, YO, Sl 1, K1, Psso, K4, P2tog, YO, P4 – 19 sts.

Row 5: K1, YO, K2tog, YO, K5, YO, Sl 1, K1, Psso, K3, P2tog, YO, P4 – 20 sts.

Row 7: K1, YO, K2tog, YO, K3, [YO, Sl 1, K1, Psso, K2] 2 times, P2tog, YO, P4 – 21 sts.

Row 9: K1, YO, K2tog, YO, K3, [YO, Sl 1, K1, Psso]2 times, K2, YO, Sl 1, K1, Psso, K1, P2tog, YO, P4 – 22 sts.

Row 11: K1, YO, K2tog, YO, K3, work [YO, Sl 1, K1, Psso] 3 times, K2, YO, Sl 1, K1, Psso, P2tog, YO, P4 – 23 sts.

Row 13: Sl 1, K1, Psso, work [YO, Sl 1, K1, Psso] 2 times, K2, work [YO, Sl 1, K1, Psso] 2 times, K1, K2tog, YO, K2, P2tog, YO, P4 – 22 sts rem.

Fibra Natura

2015 © Distributed by Universal Yarn Inc.

All rights reserved.

www.universalyarn.com

This pattern may not be reproduced for business, trade or sale.

Row 15: Sl 1, K1, Psso, work [YO, Sl 1, K1, Psso] 2 times, K2, YO, Sl 1, K1, Psso, K1, K2tog, YO, K3, P2tog, YO, P4 – 21 sts rem.

Row 17: Sl 1, K1, Psso, work [YO, Sl 1, K1, Psso] 2 times, K3, K2tog, YO, K4, P2tog, YO, P4 – 20 sts rem.

Row 19: Sl 1, K1, Psso, work [YO, Sl 1, K1, Psso] 2 times, K1, K2tog, YO, K5, P2tog, YO, P4 – 19 sts rem.

Row 21: Sl 1, K 1, Psso, YO, Sl 1, K1, Psso, K1, K2tog, YO, K6, P2tog, YO, P4 – 18 sts rem.

Repeat rows 3 through 22 for pattern.

Reversed First Pattern Stitch

Start with 17 sts

Row 1: P4, YO, P2tog, K5, K2tog, YO, K1, YO, Sl 1, K1, Psso, YO, K1 – 18 sts.

Row 2 and all even numbered rows: Purl to last 4 sts, YO, P2tog, P2.

Row 3: P4, YO, P2tog, k4, K2tog, yo, K3, YO, Sl 1, K1, Psso, YO, K1 – 19 sts.

Row 5: P4, YO, P2tog, K3, K2tog, YO, K5, YO, Sl 1, K1, Psso, YO, K1 – 20 sts.

Row 7: P4, YO, P2tog, K2, K2tog, YO, K2tog, YO, K3, YO, Sl 1, K1, Psso, YO, K1 – 21 sts.

Row 9: P4, YO, P2tog, K1, K2tog, YO, K2, [K2tog, YO] 2 times, K3, YO, Sl 1, K1, Psso, YO, K1 – 22 sts.

Row 11: P4, YO, P2tog, K2tog, YO, K2, [K2tog, YO] 3 times, K3, YO, Sl 1, K1, Psso, YO, K1 – 23 sts.

Row 13: P4, YO, P2tog, K2, YO, Sl 1, K1, Psso, K1, [K2tog, YO] 2 times, K2, [K2tog, YO] 2 times, K2tog – 22 sts rem.

Row 15: P4, YO, P2tog, K3, YO, Sl 1, K1, Psso, K1, K2tog, YO, K2, [K2tog, YO] 2 times, K2tog – 21 sts rem.

Row 17: P4, YO, P2tog, K4, YO, Sl 1, K1, Psso, K3, [K2tog, YO] 2 times, K2tog – 20 sts rem.

Row 19: P4, YO, P2tog, K5, YO, Sl 1, K1, Psso, K1, [K2tog, YO] 2 times, K2tog – 19 sts rem.

Row 21: P4, YO, P2tog, K6, YO, Sl 1, K1, Psso, K1, K2tog, YO, K2tog – 18 sts rem. Repeat rows 3 through 22 for pattern.

Second Pattern Stitch

Multiple of 12 sts + 1

Row 1: P1, * K11, P1; rep from * to end.

Row 2: * K1, p11; rep from * to last st, k1.

Row 3: P1, * YO, Sl 1, K1, Psso, K2, YO, work double decrease as follows: Sl 2 sts tog as if to knit, K1, pass both sl sts over k st and drop them; YO, K2, K2tog, YO, P1; rep from * to end.

Row 4: Rep Row 2.

Row 5: P2,* YO, Sl 1, K1, Psso, K1, YO, double decrease, YO, K1, K2tog, YO, P3; rep from * to last 11 sts, YO, Sl 1, K1, Psso, K1, YO, double decrease, YO, K1, K2tog, YO, P2.

Row 6: K2, P9, * K3, P9; rep from * to last 2 sts, K2.

Row 7: P3, * YO, Sl 1, K1, Psso, YO, double decrease, YO, K2tog, YO, P5; rep from * to last 10 sts, YO, Sl 1, K1, Psso, YO, double decrease, YO, K2tog, YO, P3.

Row 8: K3, P7, * K5, P7; rep from * to last 3 sts, k3.

Row 9: P4, * YO, Sl 1, K1, Psso, K1, K2tog, YO, P7, repeat from * to last 9 sts, YO, Sl 1, K1, Psso, K1, K2tog, YO, P4.

Row 10: K4, P5, * K7, P5; rep from * to last 4 sts, K4.

Rep Rows 1-10 for patt.

Third Pattern Stitch

Multiple of 12 sts + 1

Rows 1, 3 and 5: K2tog, * K2, YO, Sl 1, K1, Psso, YO, K1, YO, K2tog, YO, K2, K3tog; rep from * to last 11 sts, K2, YO, Sl 1, K1, Psso, YO, K1, YO, K2tog, YO, K2, K2tog.

Row 2 and all even numbered rows: Purl.

Row 7: K2tog, * K1, YO, K2tog, YO, K3, YO, Sl 1, K1, Psso, YO, K1, K3tog; rep from * to last 11 sts, K1, YO, K2tog, YO, K3, YO, Sl 1, K1, Psso, YO, K1, K2tog.

Row 9: K2tog,* YO, K2tog, YO, K5, YO,

Fibra Natura

2015 © Distributed by Universal Yarn Inc.

All rights reserved.

www.universalyarn.com

This pattern may not be reproduced for business, trade or sale.

Sl 1, K1, Psso, YO, K3tog; rep from * to last 11 sts, YO, K2tog, YO, K5, YO, Sl 1, K1, Psso, YO, K2tog.

Rows 11, 13, and 15: K1,* YO, K2tog, YO, K2, K3tog, K2, YO, Sl 1, K1, Psso, YO, K1; rep from * to end.

Row 17: K2, * YO, Sl 1, K1, Psso, YO, K1, K3tog, K1, YO, K2tog, YO, K3; rep from * to last 11 sts, YO, Sl 1, K1, Psso, YO, K1, K3tog, K1, YO, K2tog, YO, K2.

Row 19: K3, * YO, Sl 1, K1, Psso, YO, K3tog, YO, K2tog, YO, K5; rep from * to last 10 sts, YO, Sl 1, K1, Psso, YO, K3tog, YO, K2tog, YO, K3.

Repeat rows 1 through 20 for pattern.

Fourth Pattern Stitch

Multiple of 3 sts + 2

Row 1: K1, * P1, K2tog, YO; rep from * to last st, K1.

Row 2: P3, * K1, P2; rep from * to last 3 sts, K1, P2.

Repeat rows 1-2 for patt.

Stole

Using circular needle, CO 268 sts. Then, work as follows:

17 sts in first Pat st, 25 sts in second Pat st, 49 sts in third Pat st, 86 sts in fourth Pat st, 49 sts in third Pat st, 25 sts in second Pat st, 17 sts in Reversed first Pat st. Continue to work in same manner until stole meas 26" or 143 rows from beginning. BO all sts loosely. Weave in all loose ends.

Finishing

Block the stole.

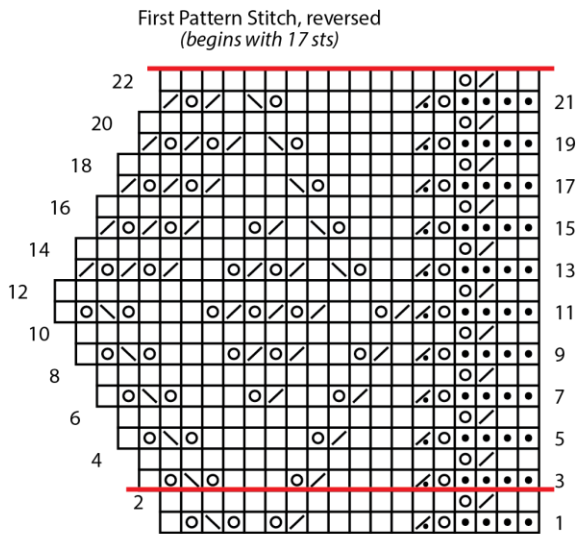
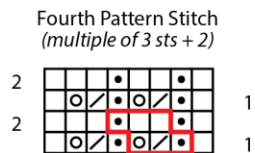
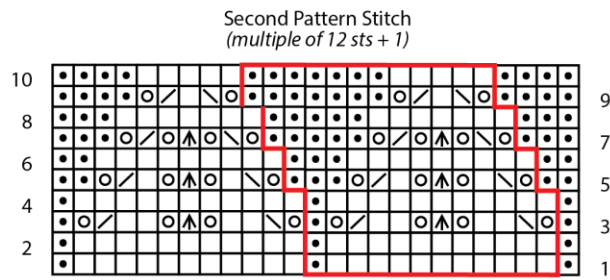
Fibra Natura

2015 © Distributed by Universal Yarn Inc.

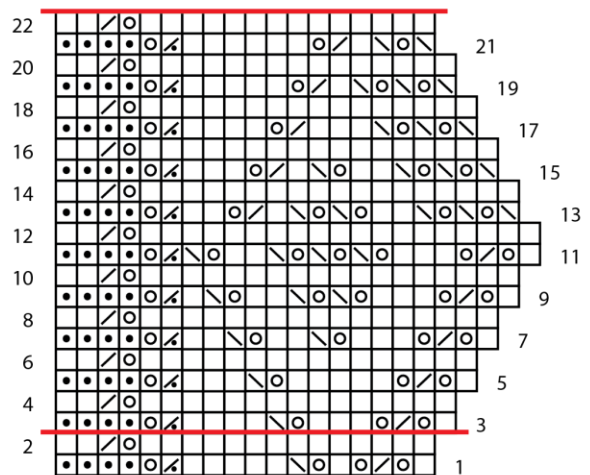
All rights reserved.

www.universalyarn.com

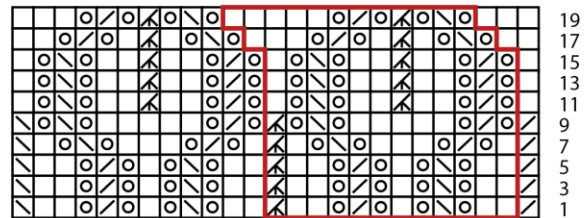
This pattern may not be reproduced for business, trade or sale.



First Pattern Stitch
(begins with 17 sts)



Third Pattern Stitch
(multiple of 12 sts + 1)



Note: All even numbered
(wrong side) rows are purled

- Key
- knit on RS, purl on WS
 - yarn over
 - sl 1, k1, pss0
 - k2tog on RS, p2tog on WS
 - k3tog
 - purl on RS, knit on WS
 - p2tog on RS
 - sl 2, k1, p2sso
 - pattern repeat


Fibra Natura

2015 © Distributed by Universal Yarn Inc.

All rights reserved.

www.universalyarn.com

This pattern may not be reproduced for business, trade or sale.



First pat st 4"	Second pat st 6"	Third pat st 10"	Fourth pat st 19"	Third pat st 10"	Second pat st 6"	First pat st 4"
-----------------------	------------------------	------------------------	----------------------	------------------------	------------------------	-----------------------

26"

59"