



## Pattern Collection: Accessory



### Hecka Good Scarf

Designed by Universal Yarn Design Team

#### SIZES

One Size

#### FINISHED MEASUREMENTS

**Length:** 78" (not including fringe)

**Width:** 8"

#### MATERIALS

**Universal Yarn Uptown Worsted Mist**  
(100% anti-pilling acrylic; 100g/180 yds)

- 904 Lavender (MC) – 2 skeins

**Universal Yarn Uptown Worsted** (100%  
anti-pilling acrylic; 100g/180 yds)

- 320 Eggplant (CC) – 1 skein

**Needles:** US Size 8 (5 mm) straight *or*  
*size needed to obtain gauge*

**Notions:** Tapestry needle

#### GAUGE

18 sts x 24 rows = 4" in Texture pattern

**Save time, check your gauge.**

**Knit, Relax, Smile, Repeat!**

2018 © Universal Yarn, Inc.

All rights reserved.

[www.universalyarn.com](http://www.universalyarn.com)

This pattern may not be reproduced for business, trade or sale.

## PATTERN NOTES

The Hecca Good Scarf is all about texture. The soft variegation of Uptown Worsted Mist combined with a simple textural pattern gives depth to this pattern. Stripes in a rich, saturated color provide a touch of asymmetry.

## STITCH GUIDE

### Texture Pattern

(multiple of 5 sts)

**Row 1 (RS):** \* K3, p2; rep from \* to end.

**Row 2 (WS):** \* P1, k3, p1; rep from \* to end.

**Row 3:** \* P1, k3, p1; rep from \* to end.

**Row 4:** \* P2, k3; rep from \* to end.

**Row 5:** \* P2, k3; rep from \* to end.

**Row 6:** \* K1, p2, k2; rep from \* to end.

**Row 7:** \* K1, p2, k1; rep from \* to end.

**Row 8:** \* K2, p2, k1; rep from \* to end.

Rep Rows 1-8 for patt.

## SCARF

### Stripe Section

With MC, cast on 36 sts. Work 3 rows in garter st.

**Row 1 (RS):** With MC, k3, work Texture patt to last 3 sts, k3. Texture patt will be repeated 6 times each row.

**Row 2 (WS):** With MC, k3, work Texture patt to last 3 sts, k3.

**Rows 3-4:** With CC, k3, work Texture patt to last 3 sts, k3.

**Rows 5-6:** With MC, k3, work Texture patt to last 3 sts, k3.

**Rows 7-8:** With CC, work Texture patt to last 3 sts, k3.

Rep Rows 1-8, 18 more times. Piece meas approx. 25". Break CC.

### Solid Section

**Row 1 (RS):** With MC, k3, work Texture patt to last 3 sts, k3.

Rep Row 1 until piece meas approx 49" from end of Stripe Section, ending with Row 2 of Texture patt. Join CC, do not break MC.

### Accent Stripe Section

**Row 1:** With CC, k3, work Row 3 of Texture patt to last 3 sts, k3.

**Row 2:** With CC, k3, work Row 4 of Texture patt to last 3 sts, k3. Break CC.

**Row 3:** With MC, k3, work Row 5 of Texture patt to last 3 sts, k3.

**Row 4:** With MC, k3, work Row 6 of Texture patt to last 3 sts, k3.

**Row 5:** With MC, k3, work Row 7 of Texture patt to last 3 sts, k3.

**Row 6:** With MC, k3, work Row 8 of Texture patt to last 3 sts, k3.

Worsk 3 rows of garter st. Bind off all sts.

## FINISHING

Block to finished measurements and weave in ends.

### Fringe

With MC, cut 54, 18" strands of yarn. Holding 3 strands together as 1 group, attach 9 groups evenly to each end of Scarf. Trim fringe to 8½".




## Abbreviations

<b>approx</b>	approximately
<b>CC</b>	contrast color
<b>garter st</b>	knit every row
<b>k</b>	knit
<b>MC</b>	main color
<b>meas</b>	measures
<b>p</b>	purl
<b>patt</b>	pattern
<b>rep</b>	repeat
<b>RS</b>	right side
<b>st(s)</b>	stitch(es)
<b>WS</b>	wrong side

## Texture Chart

8	•	•					•	7
			•	•				
6	•					•	•	5
						•	•	
4			•	•	•			3
	•						•	
2		•	•	•				1
	•	•						

## Key

-  purl on RS, knit on WS
-  knit on RS, purl on WS
-  pattern repeat

## Knit, Relax, Smile, Repeat!

2018 © Universal Yarn, Inc.  
All rights reserved.  
www.universalyarn.com

This pattern may not be reproduced for business, trade or sale.