



Pattern Collection: Home



Hanukkah Throw

Designed by Amy Gunderson

FINISHED MEASUREMENTS

Width: 42"

Length: 48"

MATERIALS

Universal Yarn *Adore* (55% superwash merino, 45% anti-pilling acrylic; 100g/273 yds)

- 104 Powder (MC) – 6 balls
- 123 Cobalt (CC) – 2 balls

Hook: US Size G-6 (4 mm) *or size needed to obtain gauge*

Notions: Tapestry needle

GAUGE

1 motif = 6" wide

Save time, check your gauge.

Knit, Relax, Smile, Repeat!

2017 © Universal Yarn, Inc.

All rights reserved.

www.universalyarn.com

This pattern may not be reproduced for business, trade or sale.

PATTERN NOTES

Adorned with Star of David motifs, this throw is intended to celebrate Hanukkah, the Jewish Festival of Lights. This lovely throw is a festive addition to your holiday décor and would make a wonderful gift.

Motifs are crocheted separately and sewn together. Up for a speed challenge? Make at least six to seven motifs a day during the holiday and you'll have a nearly complete throw by the end!

THROW

MOTIF (make 52)

With MC, begin with adjustable ring.

Rnd 1: Ch 3 (counts as dc), 11 dc in ring, join with sl st to beg dc – 12 dc.

Rnd 2: Ch 3 (counts as dc), dc in same dc, 2 dc in each dc around, join with sl st to beg dc – 24 dc.

Rnd 3: Ch 3 (counts as dc), 2 dc in next dc, [dc in next dc, 2 dc in next dc] around, join with sl st to beg dc – 36 dc.

Rnd 4: [Sc in next dc, ch 6, working in bottom bumps of ch, sc in second ch from hook, hdc in next ch, dc in next ch, tr in next ch, dtr in next ch, sk next 4 dc from Rnd 3, sc in next dc] 6 times, join with sl st to beg sc – 6 star points.

Rnd 5: Ch 7 (counts as dc + ch 4), sc in unworked ch of ch 6, ch 4, dc in next sc, ch 1, [dc in next sc, ch 4, sc in unworked ch of ch 6, ch 4, dc in next sc, ch 1,] 5 times, ending last rep with sc join to third ch of beg ch 7.

Rnd 6: Ch 3 (counts dc), {5 dc in ch-4 sp, ch 2, 5 dc in ch-4 sp, [dc, ch 1, dc] in ch-1 sp} 5 times, 5 dc in ch-4 sp, ch 2, 5 dc in ch-4 sp, dc in same sp as beg ch-3, ch 1, join with sl st to top of beg ch-3 – 72 dc, 6 ch-1 sps, 6 ch-2 sps.

Rnd 7: Sc in next 6 dc, {[sc, ch 1, sc] in ch-2 sp, sc in next 6 dc, sc in ch-1 sp, sc in next 6 dc} 5 times, [sc, ch 1, sc] in ch-2 sp, sc in next 6 dc, sc in ch-1 sp, join with sl st to beg sc. Fasten off.

Overlay

Rnd 1: With CC, beg with the second dc of Rnd 3 of Motif, fpesc in each dc around, join with sl st to beg fpesc.

Rnd 2: [Fpsc in base of dtr from Rnd 4 of Motif, fpesc in base of tr, fpesc in base of dc, fpesc in base

of hdc, fpesc in base of sc, ch 1, fpesc in sc, fpesc in hdc, fpesc in dc, fpesc in tr, fpesc in dtr, ch 1, sl st bet next 2 fpesc from Rnd 1] 6 times, ch 1, join with sl st to beg sc. Fasten off.

FINISHING

Sew together using mattress stitch, using assembly diagram as a guide.

Edging

Work 1 rnd of sc using MC, working sc2tog at inner points and 3 sc in each ch-1 corner sp. Fasten off. Weave in ends.


Abbreviations

beg	begin(ning)
CC	contrast color
ch	chain
dc	double crochet
dtr	double triple crochet
fpesc	front post single crochet
hdc	half double crochet
MC	main color
rnd	round
sc	single crochet
sc2tog	single crochet 2 sts together – 1 st dec'd
sl	slip
sk	skip
sp(s)	space(s)
st(s)	stitch(es)
tr	triple crochet

Knit, Relax, Smile, Repeat!

2017 © Universal Yarn, Inc.
All rights reserved.
www.universalyarn.com

This pattern may not be reproduced for business, trade or sale.



Knit, Relax, Smile, Repeat!

2017 © Universal Yarn, Inc.

All rights reserved.

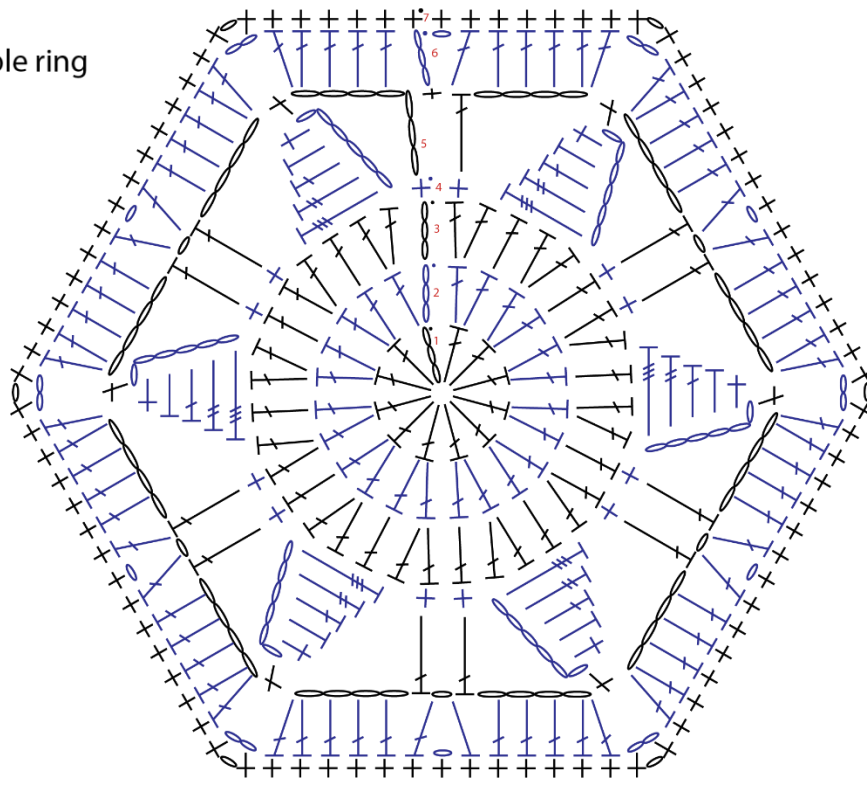
www.universalyarn.com

This pattern may not be reproduced for business, trade or sale.

Key

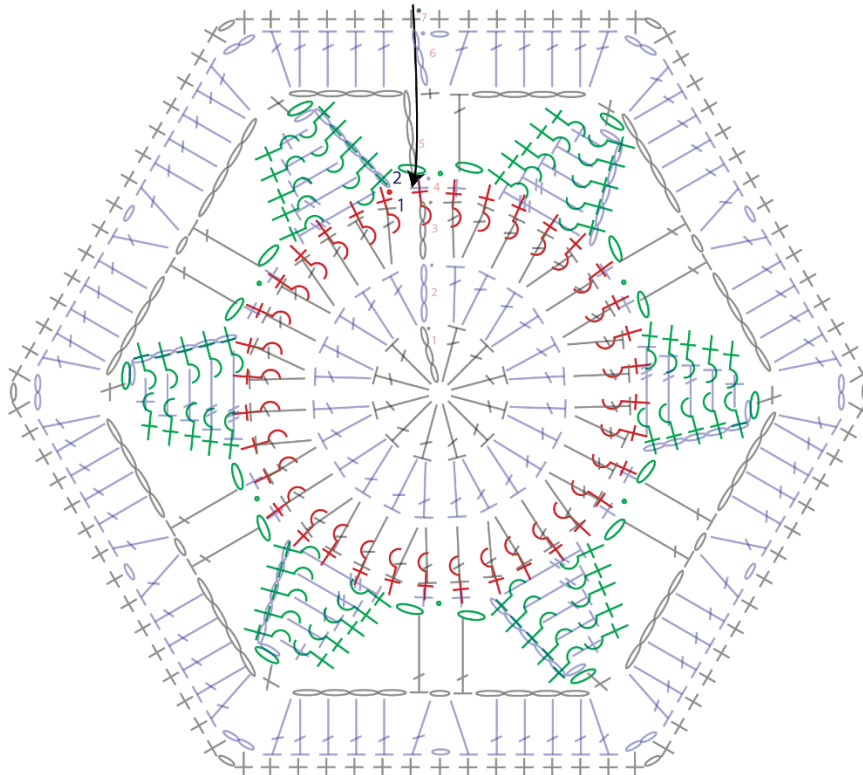
- ⊙ adjustable ring
- sl st
- ch
- + sc
- ⌋ fp sc
- ⌋ hdc
- ⌋ dc
- ⌋ tr
- ⌋ dtr

Motif



Overlay

With CC



Knit, Relax, Smile, Repeat!

2017 © Universal Yarn, Inc.

All rights reserved.

www.universalyarn.com

This pattern may not be reproduced for business, trade or sale.