



Pattern Collection: Accessories



Gardenia

Designed by Rachel Brockman

SIZES

Adult Small (Medium)

FINISHED MEASUREMENTS

Brim Circumference (unstretched): 17 (20¼)"

Stretches to approx. 20 (23¼)"

Length: 7½"

MATERIALS

Fibra Natura Ravello (75% cotton, 16% extra fine merino, 9% recycled cashmere; 50g/207 yds)

- 101 Ocean Fog – 1 skein (all sizes)

Needle: US Size 3 (3.25 mm) 16" circular and set of dpns or your preferred needle for knitting small circumferences *or size needed to obtain gauge*

US Size 1 (2.25 mm) 16" circular

Notions: Tapestry needle, stitch markers (we recommend using 1 unique marker to denote bor)

GAUGE

31 sts x 38 rnds = 4" in Hat patt

Save time, check your gauge.

For questions about this pattern, please contact patterns@universalyarn.com.

Knit, Relax, Smile, Repeat!

2020 © Universal Yarn, Inc.

All rights reserved.

www.universalyarn.com

This pattern may not be reproduced for business, trade or sale.

PATTERN NOTES

Gardenia is an ideal hat for early spring days when the air is crisp, and the first blooms begin to sprout. This hat features a beautiful cable and lace pattern throughout. Ravello, a blend of cotton, merino wool, and recycled cashmere, has a slight halo that beautifully complements the stitch pattern.

Gardenia is worked in the round from the bottom up. This pattern is both written and charted for your convenience. When working decreases, change to your preferred needles for knitting small circumferences when there are too few stitches to fit comfortably on circular needle.

STITCH GUIDE

Left Twist (LT): Knit the second st on the left ndl through the back loop, knit the first st through the front loop, slip both sts from ndl.

Right Twist (RT): K2tog but do not slip st from ndl, knit the first st again, slip both sts from ndl.

2x2 Left Cross (LC)

Slip 2 sts to cn and hold in front, k2 from LH ndl, k2 from cn.

2x2 Right Cross (RC)

Slip 2 sts to cn and hold in back, k2 from LH ndl, k2 from cn.

2x2 Left Purl Cross (LPC)

Slip 2 sts to cn and hold in front, p2 from LH ndl, k2 from cn.

2x2 Right Purl Cross (RPC)

Slip 2 sts to cn and hold in back, k2 from LH ndl, p2 from cn.

HAT

Brim

Note 1: We recommend using a unique marker to denote the beginning of round.

Note 2: This section is also charted for your convenience.

With smaller 16" circ ndl, cast on 135 (162) sts. PM and join to knit in the rnd, being careful not to twist.

Rnd 1: * [K2, p2] 3 times, k2, p1, [k2, p2] 3 times, pm; rep from * to end.

Rep Rnd 1 until piece meas 1¼" from cast-on edge. Change to larger 16" circ.



Main Hat

Note 1: This section is also charted for your convenience.

Note 2: Slip markers as you come to them.

Note 3: Crown shaping begins on Rnd 46. When there are too few stitches to fit comfortably on 16" circular, change to your preferred needle for knitting small circumferences.

Rnd 1: * [K2, p2] 3 times, k2, p1, [k2, p2] 3 times; rep from * to end. Pattern will be repeated 5 (6) times across each rnd.

Rnd 2: * Yo, ssk, p8, 2x2 RC, p1, 2x2 LC, p8; rep from * to end.

Rnd 3: * K2, p8, k4, p1, k4, p8; rep from * to end.

Rnd 4: * K2tog, yo, p6, 2x2 RC, k2tog, yo, p1, yo, ssk, 2x2 LC, p6; rep from * to end.

Rnd 5: * K2, p6, k6, p1, k6, p6; rep from * to end.

Rnd 6: * Yo, ssk, p4, 2x2 RPC, k1, k2tog, yo, k1, p1, k1, yo, ssk, k1, 2x2 LPC, p4; rep from * to end.

Rnd 7: * K2, p4, k2, p2, k4, p1, k4, p2, k2, p4; rep from * to end.

Rnd 8: * K2tog, yo, p2, 2x2 RC, p2, ktog, yo, k2, p1, k2, yo, ssk, p2, 2x2 LC, p2; rep from * to end.

Odd Rnds 9-29: * K2, [p2, k4] 2 times, p1, [k4, p2] 2 times; rep from * to end.

Knit, Relax, Smile, Repeat!

2020 © Universal Yarn, Inc.

All rights reserved.

www.universalyarn.com

This pattern may not be reproduced for business, trade or sale.

Rnd 10: * Yo, ssk, p2, RT, LT, p2, k1, yo, k1, k2tog, p1, ssk, k1, yo, k1, p2, RT, LT, p2; rep from * to end.

Rnd 12: * K2tog, yo, p2, LT, RT, p2, k1, yo, k1, k2tog, p1, ssk, k1, yo, k1, p2, LT, RT, p2; rep from * to end.

Rnd 14: * Yo, ssk, p2, RT, LT, p2, k2, k2tog, yo, p1, yo, ssk, k2, p2, RT, LT, p2; rep from * to end.

Rnd 16: * K2tog, yo, p2, LT, RT, p2, k1, k2tog, yo, k1, p1, k1, yo, ssk, k1, p2, LT, RT, p2; rep from * to end.

Rnd 18: * Yo, ssk, p2, RT, LT, p2, k2tog, yo, k2, p1, k2, yo, ssk, p2, RT, LT, p2; rep from * to end.

Rnd 20: Rep Rnd 12.

Rnd 22: Rep Rnd 10.

Rnd 24: * K2tog, yo, p2, LT, RT, p2, k2, k2tog, yo, p1, yo, ssk, k2, p2, LT, RT, p2; rep from * to end.

Rnd 26: * Yo, ssk, p2, RT, LT, p2, k1, k2tog, yo, k1, p1, k1, yo, ssk, k1, p2, RT, LT, p2; rep from * to end.

Rnd 28: * K2tog, yo, p2, LT, RT, p2, k2tog, yo, k2, p1, k2, yo, ssk, p2, LT, RT, p2; rep from * to end.

Rnd 30: * Yo, ssk, p2, 2x2 LPC, p2, k1, yo, k1, k2tog, p1, ssk, k1, yo, k1, p2, 2x2 RPC, p2; rep from * to end.

Rnd 31: * K2, p4, k2, p2, k4, p1, k4, p2, k2, p4; rep from * to end.

Rnd 32: * K2tog, yo, p4, 2x2 LPC, k1, yo, k1, k2tog, p1, ssk, k1, yo, k1, 2x2 RPC, p4; rep from * to end.

Rnd 33: Rep Rnd 5.

Rnd 34: * Yo, ssk, p6, 2x2 LPC, k2tog, yo, p1, yo, ssk, 2x2 RPC, p6; rep from * to end.

Rnd 35: Rep Rnd 3.

Rnd 36: * K2tog, yo, p8, 2x2 LPC, p1, 2x2 RPC, p8; rep from * to end.

Rnd 37: * K2, p10, k2, p1, k2, p10; rep from * to end.

Rnd 38: * Yo, ssk, p10, LT, p1, RT, p10; rep from * to end.

Rnd 39: Rep Rnd 37.

Rnd 40: * K2tog, yo, p10, LT, p1, RT, p10; rep from * to end.

Rnds 41-44: Rep Rnds 37-40.

Rnd 45: Rep Rnd 37.

Rnd 46: * Yo, ssk, p8, ssp, LT, p1, RT, p2tog, p8; rep from * to end – 10 (12) sts dec'd, 125 (150) sts rem.

Rnd 47: * K2, p9, k2, p1, k2, p9; rep from * to end.

Rnd 48: * K2tog, yo, p7, ssp, LT, p1, RT, p2tog, p7; rep from * to end – 10 (12) sts dec'd, 115 (138) sts rem.

Rnd 49: * K2, p8, k2, p1, k2, p8; rep from * to end.

Rnd 50: * Yo, ssk, p6, ssp, LT, p1, RT, p2tog, p6; rep from * to end – 10 (12) sts dec'd, 105 (126) sts rem.

Rnd 51: * K2, p7, k2, p1, k2, p7; rep from * to end.

Rnd 52: * K2tog, yo, p5, ssp, LT, p1, RT, p2tog, p5; rep from * to end – 10 (12) sts dec'd, 95 (114) sts rem.

Rnd 53: * K2, p4, ssp, k2, p1, k2, p2tog, p4; rep from * to end – 10 (12) sts dec'd, 85 (102) sts rem.

Rnd 54: * Yo, ssk, p3, ssp, LT, p1, RT, p2tog, p3; rep from * to end – 10 (12) sts dec'd, 75 (90) sts rem.

Rnd 55: * K2, p2, ssp, k2, p1, k2, p2tog, p2; rep from * to end – 10 (12) sts dec'd, 65 (78) sts rem.

Rnd 56: * K2tog, yo, p1, ssp, LT, p1, RT, p2tog, p1; rep from * to end – 10 (12) sts dec'd, 55 (66) sts rem.

Rnd 57: * K2, ssp, k2, p1, k2, p2tog; rep from * to end – 10 (12) sts dec'd, 45 (54) sts rem.

Rnd 58: * Yo, ssk, p1, ssk, p1, k2tog, p1; rep from * to end – 10 (12) sts dec'd, 35 (42) sts rem.

Rnd 59: * K2, ssp, p1, p2tog; rep from * to end – 10 (12) sts dec'd, 25 (30) sts rem.

Rnd 60: * K2tog, p3tog; rep from * to end – 15 (18) sts dec'd, 10 (12) sts rem.

Break yarn, leaving approx. 8" tail. Thread tail through rem live sts. Pull taut to close.

FINISHING

Gently wash and block to finished measurements. Weave in ends.

Knit, Relax, Smile, Repeat!

2020 © Universal Yarn, Inc.

All rights reserved.

www.universalyarn.com

This pattern may not be reproduced for business, trade or sale.

Abbreviations

approx	approximately
bor	beginning of round
circ	circular
cn	cable needle
dec('d)	decrease(d)
dpn(s)	double pointed needle(s)
k	knit
k2tog	knit 2 stitches together (1 st dec'd)
LH	left hand
LPC	left purl cross
meas	measures
ndl	needle
p	purl
p2tog	purl 2 sts together (1 st dec'd)
p3tog	purl 3 sts together (2 sts dec'd)
patt	pattern
pm	place marker
RC	right cross
rem	remain(ing)
rep	repeat
rnd	round
RPC	right purl cross
ssk	slip next 2 sts individually knitwise, slip them back to left needle in this position, knit them together through the back loops (1 st dec'd)
ssp	slip next 2 sts individually knitwise, slip them back to left needle in this position, purl them together through the back loops (1 st dec'd)
st(s)	stitch(es)
yo	yarn over

Knit, Relax, Smile, Repeat!

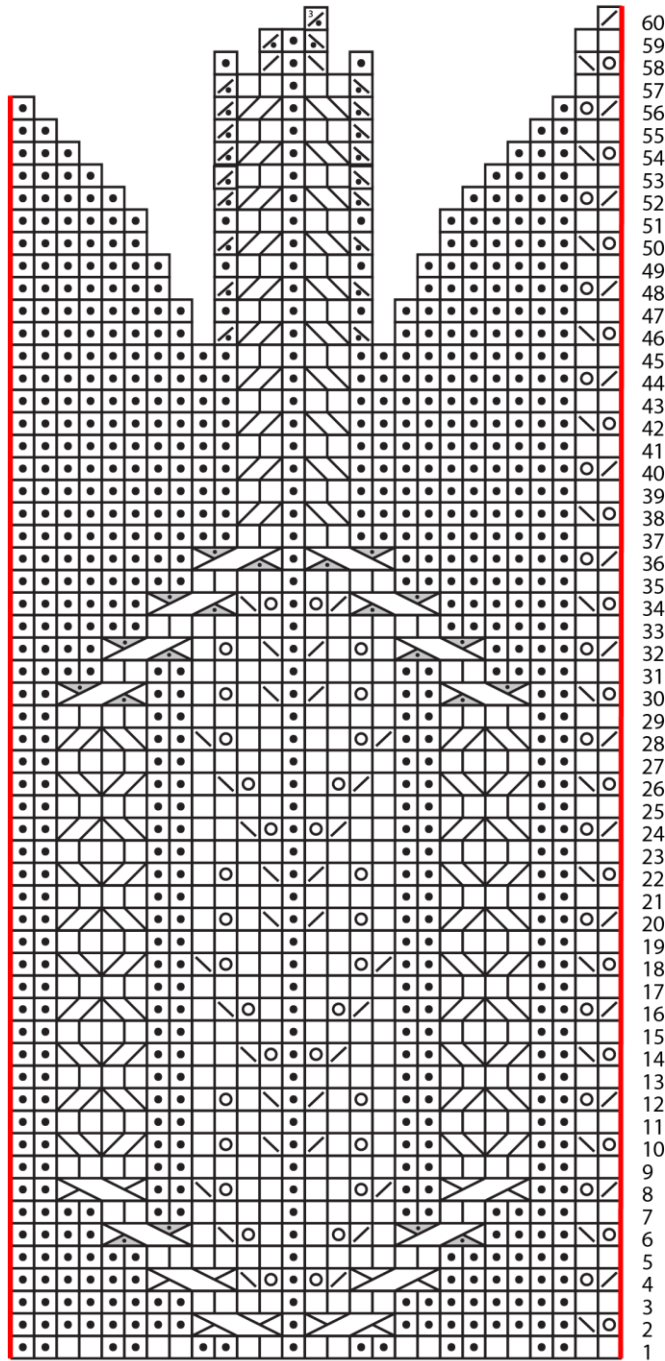
2020 © Universal Yarn, Inc.

All rights reserved.

www.universalyarn.com

This pattern may not be reproduced for business, trade or sale.

Hat


















27 stitch repeat

Brim



27 stitch repeat

Key

- | | |
|---|---|
|  pattern repeat |  LT |
|  knit |  RT |
|  purl |  2x2 LC |
|  yo |  2x2 RC |
|  ssk |  2x2 LPC |
|  k2tog |  2x2 RPC |
|  ssp | |
|  p2tog | |
|  p3tog | |

Knit, Relax, Smile, Repeat!

2020 © Universal Yarn, Inc.

All rights reserved.

www.universalyarn.com

This pattern may not be reproduced for business, trade or sale.