



## Pattern Collection: Accessory



### Elation

Designed by Tori Gurbisz

### SIZES

One Size

### FINISHED MEASUREMENTS

**Length:** 46"

**Width:** 20" (not including fringe)

### MATERIALS

**Wisdom Yarns Poems Sock** (75% superwash wool, 25% nylon; 100g/459 yds)

• 969 Cabin Fever – 1 skein

**Needles:** US Size 6 (4 mm) 24" circular *or size needed to obtain gauge*

**Notions:** Tapestry needle

### GAUGE

19 sts x 28 rows = 4" in Lace Mesh patt

**Save time, check your gauge.**

**Knit, Relax, Smile, Repeat!**

2019 © Universal Yarn, Inc.

All rights reserved.

[www.universalyarn.com](http://www.universalyarn.com)

This pattern may not be reproduced for business, trade or sale.

## PATTERN NOTES

Originally a part of the Happy Sock Shawls collection, we've decided to set the Elation free to celebrate our socks yarns during the month of September. Enjoy the color shifts of Poems Sock and the simple mesh pattern while you watch this project fly off your needles.

Elation is worked from side to side with the one garter edge dropped to create the fringe.

## STITCH GUIDE

### Even Mesh

*(worked over 12 sts)*

**Row 1 (RS):** K2, k1 tbl, k3, k1 tbl, k5.

**Row 2 (WS):** K5, p1 tbl, k3, p1 tbl, k2.

Rep Rows 1-2 for patt.

### Increase Mesh

**Row 1 (RS):** K2, k1 tbl, k1, [yo, ssk] to last 6 sts, k1 tbl, k5.

**Row 2 (WS):** K5, p1 tbl, m1, purl to last 3 sts, p1 tbl, k2 – 1 st inc'd.

**Row 3:** K2, k1 tbl, [yo, ssk] to last 6 sts, k1 tbl, k5.

**Row 4:** K5, p1 tbl, m1, purl to last 3 sts, p1 tbl, k2 – 1 st inc'd.

Rep Rows 1-4 for patt.

### Decrease Mesh

**Row 1 (RS):** K2, k1 tbl, k1, [k2tog, yo] to last 8 sts, k2tog, k1 tbl, k5 – 1 st dec'd.

**Row 2 (WS):** K5, p1 tbl, purl to last 3 sts, p1 tbl, k2.

**Row 3:** K2, k1 tbl, [k2tog, yo] to last 8 sts, k2tog, k1 tbl, k5.

**Row 4:** K5, p1 tbl, purl to last 3 sts, p1 tbl, k2.

Rep Rows 1-4 for patt.

## SHAWL

### Set-Up Section

Cast on 12 sts. Work Rows 1-2 of Even Mesh, 2 times.

### Increase Section

Work Rows 1-4 of Increase Mesh, 40 times, then rep Rows 1-3, 1 more time (163 rows total) – 93 sts.



### Decrease Section

**Set-up row (WS):** K5, p1 tbl, m1, [p1 tbl] to last 2 sts, k2 – 1 st inc'd, 94 sts.

Rep Rows 1-4 of Decrease Mesh, 41 times (164 rows total) – 12 sts rem.

### End Section

Work Rows 1-3 of Even Mesh, 1 time.

**Next Row (WS):** K5, bind off rem 7 sts.

Unravel the 5 garter edge sts down to the cast-on edge to create fringe.

## FINISHING

Gently wash and block to finished measurements. Weave in ends.

**Knit, Relax, Smile, Repeat!**

2019 © Universal Yarn, Inc.

All rights reserved.

[www.universalyarn.com](http://www.universalyarn.com)

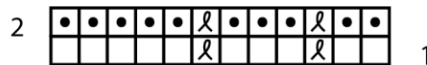
This pattern may not be reproduced for business, trade or sale.

## Abbreviations

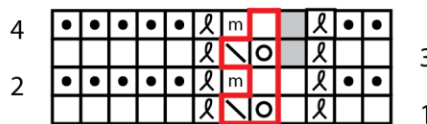
<b>dec('d)</b>	decrease(d)
<b>inc('d)</b>	increase(d)
<b>k</b>	knit
<b>m1</b>	insert left needle from front to back under horizontal strand of yarn lying between st just worked and next st, knit or purl this st through the back loop (1 st inc'd)
<b>p</b>	purl
<b>patt</b>	pattern
<b>rem</b>	remain(ing)

<b>rep</b>	repeat
<b>RS</b>	right side
<b>ssk</b>	slip next 2 sts individually knitwise, slip them back to left needle in this position, knit them together through the back loops (1 st dec'd)
<b>st(s)</b>	stitch(es)
<b>tbl</b>	through the back loop(s)
<b>WS</b>	wrong side
<b>yo</b>	yarn over

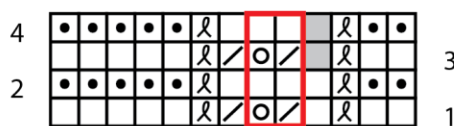
### Even Mesh



### Increase Mesh



### Decrease Mesh



### Key

knit on RS, purl on WS	knit tbl on RS, purl tbl on WS
knit on WS, purl on RS	m1
patt rep	ssk
no stitch	k2tog

## Knit, Relax, Smile, Repeat!

2019 © Universal Yarn, Inc.  
All rights reserved.  
www.universalyarn.com

This pattern may not be reproduced for business, trade or sale.