



Pattern Collection: Accessories



Crystal Coast

Designed by Amy Gunderson

DIFFICULTY

Intermediate

FINISHED MEASUREMENTS

Width: 9¼"

Length: 60"

MATERIALS

Universal Yarn Cotton Supreme DK Seaspray (100% cotton; 100 g / 230 yds)

- 303 Bright Honeydew (MC) – 3 skeins (see pattern notes)

Universal Yarn Cotton Supreme DK (100% cotton; 100 g / 230 yds)

- 701 White (CC) – 1 skein (see pattern notes)

Needle: US Size 4 (3.5 mm) straight or size needed to obtain gauge

Notions: Tapestry needle, cable needle (cn) (optional)

GAUGE

23 sts x 34 rows = 4" in Welled Stripes patt

Save time, check your gauge.

Knit. Relax. Smile. Repeat!

2020 © Universal Yarn, Inc.

All rights reserved.

www.universalyarn.com

This pattern may not be reproduced for business, trade or sale.

PATTERN NOTES

Warm weather accessories that are bright and graphic add something fun to even the simplest outfit. Crystal Coast is a bold scarf that pairs two yarns from our Cotton Supreme yarn family in an engaging knit you'll love to wear all summer.

This scarf is worked widthwise in one piece. Due to the large size of the charts in this pattern, stitch patterns are in chart form only.

With the exception of the ribbed ends, this scarf is knit in a combination of welts and slipped stitches. Change colors every other row – only one color is used per row. Carry unused color loosely up the side of the work.

The total weight of the scarf pictured is 214 g. It used nearly all of one skein of the CC and a little over 2 skeins of the MC. It is possible to use only one skein of each by working approximately 3 fewer repeats of the Center Section.

STITCH GUIDE

Right Twist (RT): K2tog but do not slip st from ndl, knit the first st again, slip both sts from ndl.

Left Twist (LT): Knit the second st on the left ndl through the back loop, knit the first st through the front loop, slip both sts from ndl.

Right Slipped Purl Twist (RSPT):

Without a cable needle: Wyib, insert right ndl pwise through second st on left ndl, bring yarn to front, purl first st on left ndl, sl both sts from left ndl.

With a cable needle: Sl next st to right ndl, sl next st to cn and hold in front, sl the first slipped st back to left ndl and purl, place st from cn on right ndl.

Left Slipped Purl Twist (LSPT):

Without a cable needle: Reaching behind first st on left ndl, wyif, purl the second st on left ndl tbl, take yarn to the back of the work, sl the first st on the left ndl.

With a cable needle: Sl next st to cn and hold in front, purl next st, place st from cn on right ndl.

K1, P1 Ribbing

(odd number of sts)

Row 1 (RS): * K1, p1; rep from * to last st, k1.

Row 2 (WS): P1, * k1, p1; rep from * to end. Rep Rows 1-2 for patt.

SCARF

With MC, cast on 53 sts. Work in K1, P1 Ribbing for 6 rows.

Beginning Section

Work Rows 1-72 of Welled Leaf chart.

Center Section

Rep Rows 1-4 of Welled Stripes chart, 75 times – piece meas approx. 42”.

End Section

Rep Rows 1-32 of Welled Zags chart, 4 times, then rep Rows 1-18, 1 more time. With MC, work in K1, P1 Ribbing for 6 rows. Bind off all sts loosely in patt.

FINISHING

Gently wash and block to finished measurements. Weave in ends.

Abbreviations

approx	approximately
CC	contrast color
cn	cable needle
k	knit
k2tog	knit 2 stitches together (1 st dec'd)
kwise	knitwise
meas	measures
ndl	needle
p	purl
patt	pattern
pm	place marker
pwise	purlwise
RS	right side
rep	repeat

Knit. Relax. Smile. Repeat!

2020 © Universal Yarn, Inc.

All rights reserved.

www.universalyarn.com

This pattern may not be reproduced for business, trade or sale.


sl
st(s)
tbl
WS

slip
stitch(es)
through the back loop(s)
wrong side

wyib
wyif

with yarn held in back
with yarn held in front

Wetted Leaf



Knit. Relax. Smile. Repeat!

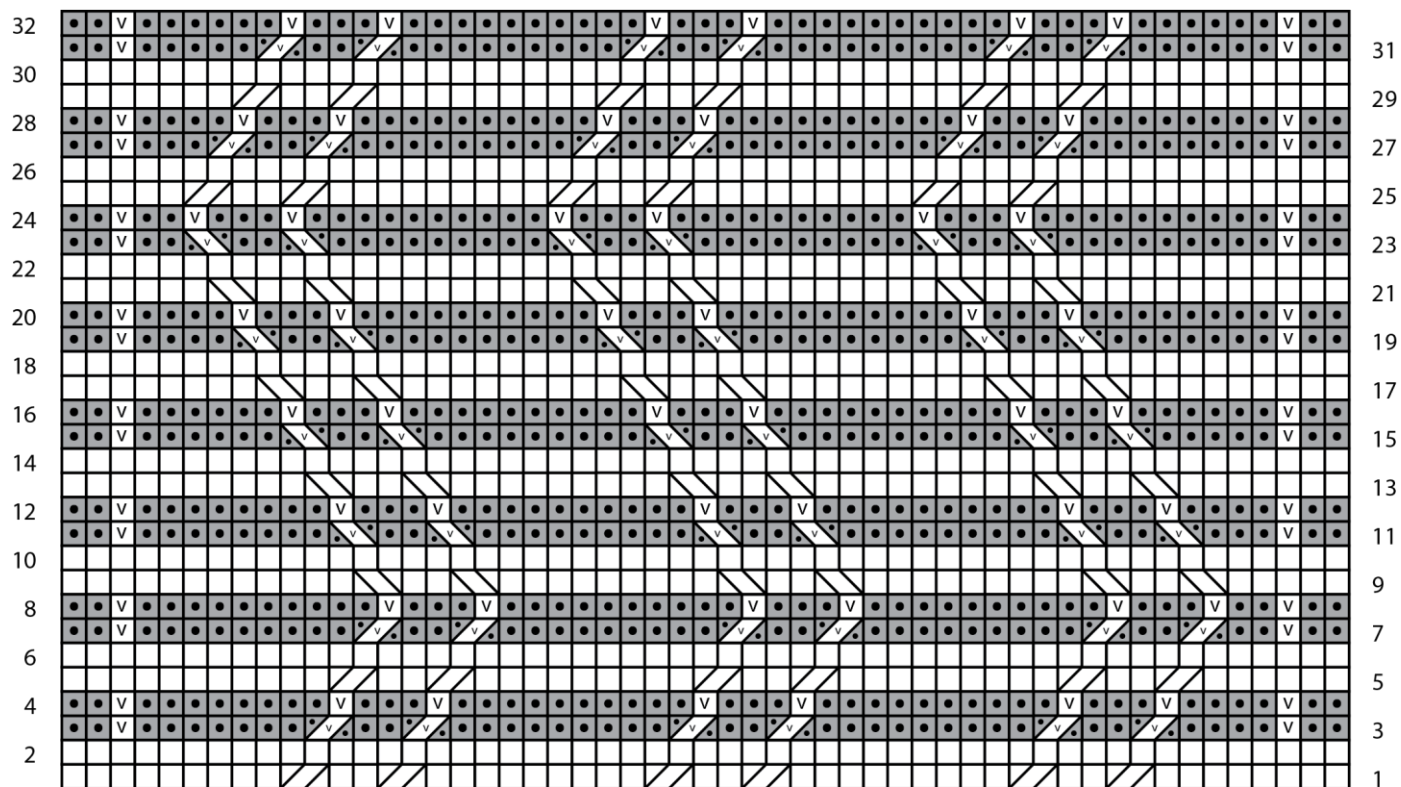
2020 © Universal Yarn, Inc.

All rights reserved.

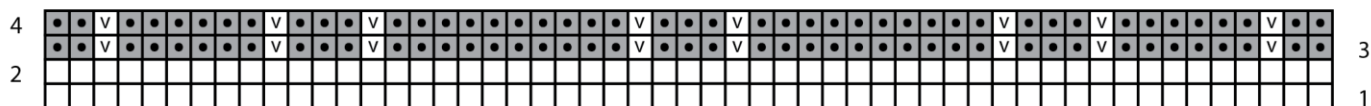
www.universalyarn.com

This pattern may not be reproduced for business, trade or sale.

Welted Zags



Welted Stripes



Key

- with CC, knit on RS, purl on WS
- with MC, purl on RS, knit on WS
- with MC, sl 1 pwise wyib on RS, wyif on WS
- with CC, RT
- with CC, LT
- with MC, RSPT
- with MC, LSPT

Knit. Relax. Smile. Repeat!

2020 © Universal Yarn, Inc.

All rights reserved.

www.universalyarn.com

This pattern may not be reproduced for business, trade or sale.