



Pattern Collection: Children



Cozy Kid Set

Designed by Universal Yarn Design Team

SIZES

Newborn-6 mo (1-2 yr, 3-5 yr, 6-7 yr, 8-9 yr, 10-11 yr, 12-13 yr)

FINISHED MEASUREMENTS

Chest (zipped): 20½ (22¼, 25, 26½, 28¼, 31, 32¾)''

Length: 13 (14½, 16, 17½, 19, 20½, 22)''

Hat Circumference: 13¾ (15¼, 16, 16¾, 18¼, 19, 19¾)''

Hat Depth: 5 (5½, 6, 6½, 7, 7½, 8)''

MATERIALS

Universal Yarn Adore (55% superwash merino; 100g/273 yds)

- 102 Pale Pink – 2 (2, 2, 3, 3, 3, 4) skeins for Sweater, 1 skein (all sizes) for Hat

Needles: US Size 5 (3.75 mm) straight (for sweater), set of dpns (for hat) *or size needed to obtain gauge*

Notions: Tapestry needle, stitch markers, separating zipper (approx. 13-22'' in length), pins, sewing needle and thread

GAUGE

21 sts x 24 rows = 4'' in Mock Braids patt
Save time, check your gauge.

Knit, Relax, Smile, Repeat!

2017 © Universal Yarn, Inc.
All rights reserved.
www.universalyarn.com

This pattern may not be reproduced for business, trade or sale.

PATTERN NOTES

Mock cables and twisted cable panels mean you can achieve the look of cables but without the hassle of a cable needle. This functional set will look equally adorable on girls or boys.

The sweater is knit from the bottom up in pieces and is seamed. The hat is knit seamlessly from the bottom up.

STITCH GUIDE

Right Twist (RT): K2tog but do not slip st from ndl, knit the first st again, slip both sts from ndl.

Left Twist (LT): Knit the second st on the left ndl through the back loop, knit the first st through the front loop, slip both sts from ndl.

K1, P1 Ribbing (worked flat)

(even number of sts)

Row 1: * K1, p1; rep from * to end.

Rep Row 1 for patt.

K1, P1 Ribbing (worked flat)

(even number of sts)

Row 1 (RS): * K1, p1; rep from * to last st, k1.

Row 2 (WS): * P1, k1; rep from * to last st, p1.

Rep Rows 1-2 for patt.

K1, P1 Ribbing (worked in the round)

(even number of sts)

Rnd 1 (RS): * K1, p1; rep from * to end.

Rep Rnd 1 for patt.

Mock Braids (worked flat)

(even number of sts)

Row 1 (RS): * Sl 1 kwise wyib, k1, yo, pass the sl st over both the knit st and yo and drop it; rep from * to end.

Row 2: Purl.

Row 3: Rep Row 1.

Row 4: Purl.

Row 5: Knit.

Row 6: Purl.

Rep Rows 1-6 for patt.

Mock Braids (worked in the rnd)

Rnd 1 (RS): * Sl 1 kwise wyib, k1, yo, pass the sl st over both the knit st and yo and drop it; rep from * to end.

Rnd 2: Knit.

Rnd 3: Rep Row 1.

Rnds 4-6: Knit.

Rep Rnds 1-6 for patt.

Twisting Cable

(panel of 10 sts)

Row 1 (RS): K4, RT, k4.

Row 2 (WS): P1, k3, p2, k3, p1.

Row 3: K3, RT, LT, k3.

Row 4: P1, k2, p4, k2, p1.

Row 5: Knit.

Row 6: P1, k2, p4, k2, p1.

Row 7: K3, LT, RT, k3.

Row 8: P1, k3, p2, k3, p1.

Row 9: K4, RT, k4.

Row 10: P1, k3, p2, k3, p1.

Row 11: K3, RT, LT, k3.

Row 12: P1, k2, p4, k2, p1.

Row 13: K2, RT, k2, LT, k2.

Row 14: P1, k1, p6, k1, p1.

Row 15: K1, RT, k4, LT, k1.

Row 16: Purl.

Row 17: K1, LT, k4, RT, k1.

Row 18: P1, k1, p6, k1, p1.

Row 19: K2, LT, k2, RT, k2.

Row 20: P1, k2, p4, k2, p1.

Row 21: K3, LT, RT, k3.

Row 22: P1, k3, p2, k3, p1.

Rep Rows 1-22 for patt.

SWEATER

BACK

Cast on 54 (58, 64, 70, 74, 80, 84) sts.

Hem

Work in K1, P1 Ribbing until piece meas 1¾" from cast-on edge, ending with WS row.

Establish Pattern

Row 1 (RS): K1, work Row 1 of Mock Braids patt to last st, k1.

Row 2 (WS): P1, work Row 2 of Mock Braids patt to last st, p1.

Knit, Relax, Smile, Repeat!

2017 © Universal Yarn, Inc.

All rights reserved.

www.universalyarn.com

This pattern may not be reproduced for business, trade or sale.

Cont in patt as est'd, keeping 1 st each edge in St st until piece meas 8 (9, 10, 11, 12, 13, 14)" from cast-on edge, ending with WS row.

Raglan Shaping

Bind off 2 (2, 3, 3, 4, 4, 4) sts at beg of next 2 rows – 50 (54, 58, 64, 66, 72, 76) sts rem.

Dec row (RS): K1, k2tog, work in patt to last 3 sts, ssk, k1 – 2 sts dec'd. Work a Dec row every RS row, 7 (10, 10, 13, 15, 17, 19) more times – 34 (32, 36, 36, 34, 36, 36) sts rem.

Newborn-6 mo (1-2 yr, 3-5 yr, 6-7 yr, 8-9 yr, 10-11 yr) Sizes only:

Next row (RS): Rep Dec row – 2 sts dec'd.

Next row (WS): P1, ssp, work in patt to last 3 sts, p2tog, p1 – 2 sts dec'd.

Cont to work a dec row every row, 4 (2, 4, 2, 0, 0) more times – 22 (24, 24, 28, 30, 32, 36) sts rem.

All Sizes:

22 (24, 24, 28, 30, 32, 36, 36) sts. Work even in patt with no further decs for 1", ending with WS row. Bind off all sts.

LEFT FRONT

Cast on 28 (30, 34, 36, 38, 42, 44) sts.

Hem

Row 1 (RS): Work in K1, P1 Ribbing over 15 (17, 21, 23, 25, 29, 31) sts, pm, work Row 1 of Twisting Cable patt over 10 sts, pm, p3 (zipper facing sts).

Row 2 (WS): K3, sl m, work Row 2 of Twisting Cable patt to m, work in K1, P1 Ribbing to end. Cont in patt as est'd until piece meas 1¾" from cast-on edge, ending with WS row.

Establish Pattern

Row 1 (RS): K1, work Row 1 of Mock Braids patt to m, sl m, work Twisting Cable patt to m, sl m, p3.

Row 2 (WS): K3, sl m, work Twisting Cable patt to m, sl m, work Row 2 of Mock Braids patt to last st, p1.

Cont in patt as est'd until piece meas 8 (9, 10, 11, 12, 13, 14)" from cast-on edge, ending with WS row.

Raglan Shaping

Bind off 2 (2, 3, 3, 4, 4, 4) sts at beg of next row – 26 (28, 31, 33, 34, 38, 40) sts rem. Work a WS row even.

Dec row (RS): K1, k2tog, work in patt to end – 1 st dec'd.

Work a Dec row every RS row, 7 (10, 10, 13, 15, 17, 19) more times – 18 (17, 20, 19, 18, 20, 20) sts rem.

Newborn-6 mo (1-2 yr, 3-5 yr, 6-7 yr, 8-9 yr, 10-11 yr) Sizes only:

Next row (RS): Rep Dec row – 1 st dec'd.

Next row (WS): Work in patt to last 3 sts, p2tog, p1 – 1 st dec'd.

Cont to work a dec row every row, 4 (2, 4, 2, 0, 0) more times – 12 (13, 14, 15, 16, 18) sts rem.

All Sizes:

12 (13, 14, 15, 16, 18, 20) sts. Work even in patt with no further decs for 1", ending with WS row. Bind off all sts.

RIGHT FRONT

Cast on 28 (30, 34, 36, 38, 42, 44) sts.

Hem

Row 1 (RS): P3 (zipper facing sts), pm, work Row 1 of Twisting Cable patt over 10 sts, pm, work in K1, P1 Ribbing over rem 15 (17, 21, 23, 25, 29, 31) sts.

Row 2 (WS): Work in K1, P1 Ribbing to m, sl m, work Row 2 of Twisting Cable patt to m, k3. Cont in patt as est'd until piece meas 1¾" from cast-on edge, ending with WS row.

Establish Pattern

Row 1 (RS): P3, sl m, work Twisting Cable patt to m, sl m, work Row 1 of Mock Braids patt to last st, k1.

Row 2 (WS): P1, work Row 2 of Mock Braids patt to m, sl m, work Twisting Cable patt to m, sl m, k3.

Cont in patt as est'd until piece meas 8 (9, 10, 11, 12, 13, 14)" from cast-on edge, ending with RS row.

Knit, Relax, Smile, Repeat!

2017 © Universal Yarn, Inc.
All rights reserved.
www.universalyarn.com

This pattern may not be reproduced for business, trade or sale.

Raglan Shaping

Bind off 2 (2, 3, 3, 4, 4, 4) sts at beg of next row – 26 (28, 31, 33, 34, 38, 40) sts rem.

Dec row (RS): Work in patt to last 3 sts, ssk, k1 – 1 st dec'd.

Work a Dec row every RS row, 7 (10, 10, 13, 15, 17, 19) more times – 18 (17, 20, 19, 18, 20, 20) sts rem.

Newborn-6 mo (1-2 yr, 3-5 yr, 6-7 yr, 8-9 yr, 10-11 yr) Sizes only:

Next row (RS): Rep Dec row – 1 st dec'd.

Next row (WS): P1, ssk, work in patt to end – 1 st dec'd.

Cont to work a dec row every row, 4 (2, 4, 2, 0, 0) more times – 12 (13, 14, 15, 16, 18) sts rem.

All Sizes:

12 (13, 14, 15, 16, 18, 20) sts. Work even in patt with no further decs for 1", ending with WS row. Bind off all sts.

SLEEVES

Cast on 28 (32, 32, 36, 40, 40, 44) sts.

Cuff

Row 1 (RS): Work K1, P1 Ribbing over 9 (11, 11, 13, 15, 15, 17) sts, pm, work Row 1 of Twisting Cable over 10 sts, pm, work K1, P1 Ribbing over rem 9 (11, 11, 13, 15, 15, 17) sts. Cont in patt as est'd until piece meas 1¾" from cast-on edge, ending with WS row.

Establish Pattern

Row 1 (RS): K1, work Row 1 of Mock Braids patt to m, sl m, work Twisting Cable to m, sl m, work Row 1 of Mock Braids patt to last st, k1.

Row 2 (WS): P1, work Row 2 of Mock Braids patt to m, sl m, work Twisting Cable to m, sl m, work Row 2 of Mock Braids patt to last st, p1.

Inc row (RS): K1, m1, work in patt as est'd to last st, m1, k1 – 2 sts inc'd.

Note: Maintain inc'd sts in Mock Braids patt.

Rep Inc row every 2 (4, 4, 4, 6, 6, 6) rows, 1 (3, 2, 1, 2, 2, 3) more times, then rep Inc row every 4 (6, 6, 6, 8, 8, 8) rows, 3 (1, 5, 7, 5, 6, 6) time(s) – 38 (42, 48, 54, 56, 58, 64) sts. Work even in patt until piece meas 6 (7, 10½, 11¾, 13, 14¾, 15½)", ending with WS row.

Raglan Shaping

Bind off 2 (2, 3, 3, 4, 4, 4) sts at beg of next 2 rows – 34 (38, 42, 48, 48, 50, 56) sts rem.

Dec row (RS): K1, k2tog, work in patt to last 3 sts, ssk, k1 – 2 sts dec'd. Work a Dec row every RS row, 10 (12, 12, 13, 15, 18, 17) more times – 12 (12, 16, 20, 16, 12, 20) sts rem.

3-5 yr (6-7 yr, 8-9 yr, 12-13 yr) Sizes only:

Next row (RS): Rep Dec row – 2 sts dec'd.

Next row (WS): P1, ssp, work in patt to last 3 sts, p2tog, p1 – 2 sts dec'd.

Cont to work a dec row every row, 0 (2, 0, 2) more times – 12 sts rem.

All Sizes:

12 sts rem, all sizes. Work even in patt with no further decs for 1", ending with WS row. Bind off all sts.

FINISHING

Weave in ends. Block pieces to finished measurements. Sew Raglan seams. Sew Sleeve and side seams. Weave in rem ends.

Zipper

Measure length of front opening. Shorten zipper to this length. Unzip zipper. Place each side of zipper underneath Left and Right Front Facings. Pin zipper in place. Sew zipper to Facing between the outermost Facing st and the next st in.

HAT

With dpns, cast on 72 (80, 84, 88, 96, 100, 104) sts. Distribute evenly bet ndls and join to work in the rnd.

Brim

Work in K1, P1 Ribbing for 1¾".

Hat Body

Work in Mock Braids patt until piece meas 4 (4½, 5, 5½, 6, 6½, 7)", ending with Rnd 2 of patt.

Shape Crown

Rnd 1: * K2tog; rep from * to end – 36 (40, 42, 44, 48, 50, 52) sts rem.

Rnd 2: Knit.

Rnd 3: * K2tog; rep from * to end – 18 (20, 21, 22, 24, 25, 26) sts rem.

Rnd 4: Knit.

Knit, Relax, Smile, Repeat!

2017 © Universal Yarn, Inc.

All rights reserved.

www.universalyarn.com

This pattern may not be reproduced for business, trade or sale.

Rnd 5: * K2tog; rep from * to last 0 (0, 1, 0, 0, 1, 0) st, k0 (0, 1, 0, 0, 1, 0) – 9 (10, 11, 11, 12, 13, 13) sts rem. Break yarn leaving 6” tail. Pass tail through rem live sts, pull taut, fasten off.

FINISHING

Weave in ends and block. Make a 2½” pom-pom. Sew to top of hat.



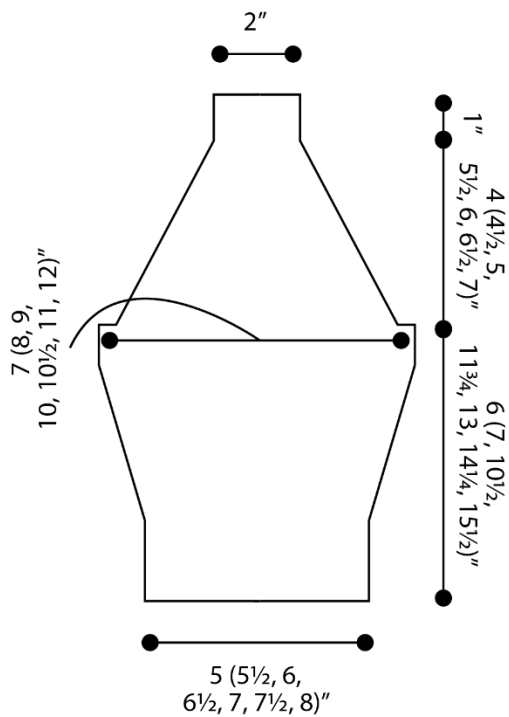
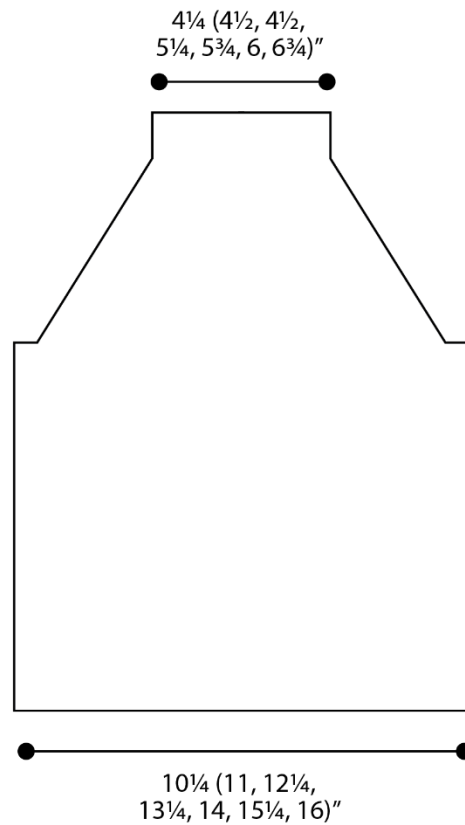
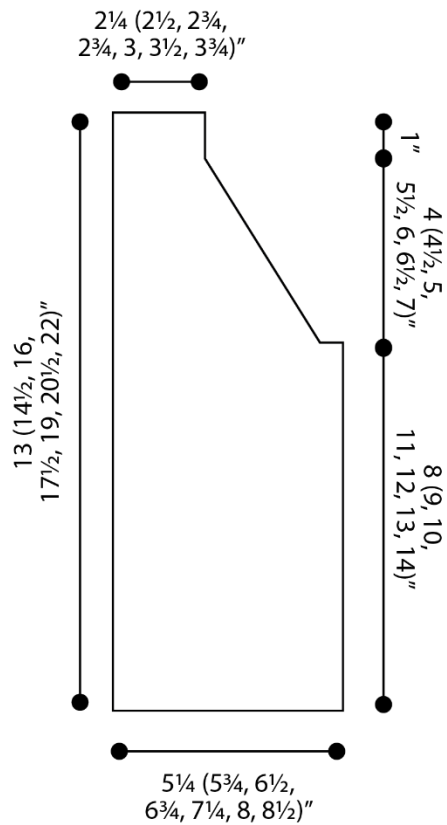
Abbreviations

bet	between
cont	continue
dec('d)	decrease(d)
dpn(s)	double pointed needle(s)
est'd	established
inc('d)	increase(d)
k	knit
k2tog	knit 2 stitches together (1 st dec'd)
kwise	knitwise
m	marker
m1	insert left needle from front to back under horizontal strand of yarn lying between st just worked and next st, knit or purl this st through the back loop (1 st inc'd)
meas	measures
ndl	needle
patt	pattern
p	purl
pm	place marker
p2tog	purl 2 sts together (1 st dec'd)
rem	remain(ing)
rep	repeat
rnd	round
RS	right side
sl	slip
ssk	slip next 2 sts individually knitwise, slip them back to left needle in this position, knit them together through the back loops (1 st dec'd)
ssp	slip next 2 sts individually knitwise, slip them back to left needle in this position, purl them together through the back loops (1 st dec'd)
st(s)	stitch(es)
St st	Stockinette stitch (knit on RS rows, purl on WS rows; in the rnd, knit every rnd)
WS	wrong side
wyib	with yarn held in back
yo	yarn over

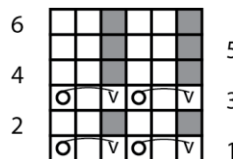
Knit, Relax, Smile, Repeat!

2017 © Universal Yarn, Inc.
All rights reserved.
www.universalyarn.com

This pattern may not be reproduced for business, trade or sale.

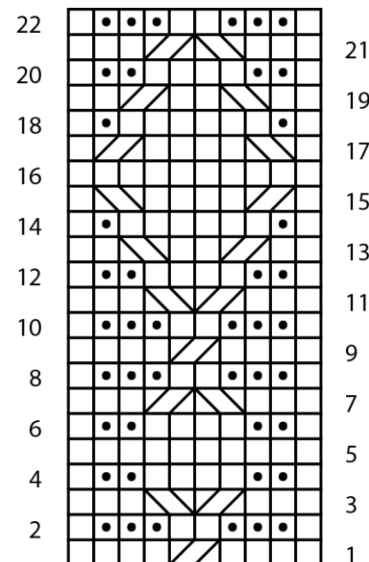


Mock Braids



- knit on RS, purl on WS
- knit on WS
- RT
- LT
- sl 1 pwise wyib
- yo
- pass sl st over knit st and yo
- no st

Twisting Cable



Knit, Relax, Smile, Repeat!

2017 © Universal Yarn, Inc.
All rights reserved.
www.universalyarn.com

This pattern may not be reproduced for business, trade or sale.