



Pattern Collection: Accessories



Coastal Shawl

Designed by Rachel Brockman

SIZES

One Size

FINISHED MEASUREMENTS

Wingspan: 66"

Depth at Center: 33"

MATERIALS

Universal Yarn Cotton Supreme Sapling
(100% Cotton; 100/109 yds)

- 815 Ecu (A) – 2 balls
- 811 Aqua (B) – 2 balls
- 817 Brindle (C) – 1 ball

Needles: US Size 10.5 (6.5 mm) 32"

circular or longer (to accommodate large number of sts) *or size needed to obtain gauge*

Notions: Tapestry needle, stitch markers

GAUGE

14 sts x 22 rows = 4" in Fabric Stitch

Save time check your gauge.

For questions about this pattern, please contact patterns@universalyarn.com.

Knit. Relax. Smile. Repeat!

2019 © Universal Yarn, Inc.

All rights reserved.

www.universalyarn.com

This pattern may not be reproduced for business, trade or sale.

PATTERN NOTES

Windy spring days and nights on the beach or lake call for a wrap that provides warmth while maintaining style. The Coastal Shawl, knit in Cotton Supreme Sapling, is sure to tick all the boxes. Large stripes of color combined with fun stitch patterns create a lovely mélange of color and texture. This one is sure to become a favorite in no time!

This shawl is knit flat from the top-down. In this pattern, all stitches are slipped purlwise with yarn held in front unless otherwise noted.

STITCH GUIDE

Fabric Stitch

(Multiple of 2 sts, plus 1)

Row 1 (RS): * Sl 1, k1; rep from * to last st, sl 1.

WS Rows 2-4: Purl.

Row 3: * K1, sl 1; rep from * to last st, k1.

Rep Rows 1-4 for patt.

Beehive Stitch 1

(Multiple of 2 sts, plus 1)

Row 1 (RS): With color B, * sl 1, k1; rep from * to last st, sl 1.

Row 2 (WS): With color B, purl.

Row 3: * With color C, * k1, sl 1; rep from * to last st, k1.

Row 4: With color C, purl.

Rep Rows 1-4 for patt.

Beehive Stitch 2

(Multiple of 2 sts, plus 1)

Row 1 (RS): With color A, * Sl 1, k1; rep from * to last st, sl 1.

Row 2 (WS): With color A, purl.

Row 3: * With color B, * k1, sl 1; rep from * to last st, k1.

Row 4: With color B, purl.

Rep Rows 1-4 for patt.

SHAWL

Starting Tab

With color C, cast on 3 sts. Knit 7 rows.

Row 1 (RS): K3, rotate work 90 degrees, pick up and knit 3 sts from side of Tab, pick up

and knit 3 sts from cast-on edge – 9 sts.

Row 2 (WS): K3, pm, p1, pm, p1, pm, p1, pm, k3.

Stockinette Section

Row 1 (RS): K3, sl m, yo, knit to m, yo, sl m, k1, sl m, yo, knit to m, yo, sl 1, k3 – 4 sts inc'd, 13 sts.

Row 2 (WS): K3, sl m, purl to m, sl m, p1, sl m, purl to m, sl m, k3.

Rep Rows 1-2, 11 more times – 44 sts inc'd, 57 sts.

Beehive Stitch Section 1

Join color B.

Row 1 (RS): K3, sl m, yo, work Row 1 of Beehive Stitch 1 to m, yo, sl m, k1, sl m, yo, work Row 1 of Beehive Stitch 1 to m, yo, sl m, k3 – 4 sts inc'd, 61 sts.

Row 2 (WS): K3, sl m, work Row 2 of Beehive Stitch 1 to m, sl m, p1, sl m, work Row 2 of Beehive Stich 1 to m, sl m, k3.

Row 3: K3, sl m, yo, work Row 3 of Beehive Stitch 1 to m, yo, sl m, k1, sl m, yo, work Row 3 of Beehive Stitch 1 to m, yo, sl m, k3 – 4 sts inc'd, 65 sts.

Row 4: K3, sl m, work Row 4 of Beehive Stitch 1 to m, sl m, p1, sl m, work Row 4 of Beehive Stitch 1 to m, sl m, k3.

Rep Rows 1-4, 5 more times – 40 sts inc'd, 105 sts. Break color C, cont with color B.

Fabric Stitch Section 1

Row 1 (RS): With color B, k3, sl m, yo, work Row 1 of Fabric Stitch to m, yo, sl m, k1, sl m, yo, work Row 1 of Fabric Stitch to m, yo, sl m, k3 – 4 sts inc'd – 109 sts.

Row 2 (WS): K3, sl m, work Row 2 of Fabric Stitch to m, sl m, p1, sl m, work Row 2 of Fabric Stitch to m, sl m, k3.

Row 3: K3, sl m, yo, work Row 3 of Fabric Stitch to m, yo, sl m, k1, sl m, yo, work Row 3 of Fabric Stitch to m, yo, sl m, k3 – 4 sts inc'd, 113 sts.

Row 4 (WS): K3, sl m, work Row 4 of Fabric Stitch to m, sl m, p1, sl m, work Row 4 of Fabric Stitch to m, sl m, k3.

Rep Rows 1-4, 5 more times, then rep Rows 1-2, 1 more time – 44 sts inc'd, 157 sts.

Join color A.

Knit. Relax. Smile. Repeat!

2019 © Universal Yarn, Inc.

All rights reserved.

www.universalyarn.com

This pattern may not be reproduced for business, trade or sale.

Beehive Stitch Section 2

Row 1 (RS): With color A, k3, sl m, yo, work Row 1 of Beehive Stitch 2 to m, yo, sl m, k1, sl m, yo, work Row 1 of Beehive Stitch 2 to m, yo, sl m, k3 – 4 sts inc'd, 161

Row 2 (WS): K3, sl m, work Row 2 of Beehive Stitch 2 to m, sl m, p1, sl m, work Row 2 of Beehive Stitch 2 to m, sl m, k3.

Row 3: With color B, k3, sl m, yo, work Row 3 of Beehive Stitch 2 to m, yo, sl m, k1, sl m, yo, work Row 3 of Beehive Stitch 2 to m, yo, sl m, k3 – 4 sts inc'd, 165 sts.

Row 4: K3, sl m, work Row 4 of Beehive Stitch 2 to m, sl m, p1, sl m, work Row 4 of Beehive Stitch 2 to m, sl m, k3.

Rep Rows 1-4, 5 more times – 40 sts inc'd, 205 sts. Break color B.

Fabric Stitch Section 2

Row 1 (RS): With color A, k3, sl m, yo, work Row 1 of Fabric Stitch to m, yo, sl m, k1, sl m, yo, work Row 1 of Fabric Stitch to m, yo, sl m, k3 – 4 sts inc'd – 209 sts.

Row 2 (WS): K3, sl m, work Row 2 of Fabric Stitch to m, sl m, p1, sl m, work Row 2 of Fabric Stitch to m, sl m, k3.

Row 3: K3, sl m, yo, work Row 3 of Fabric Stitch to m, yo, sl m, k1, sl m, yo, work Row 3 of Fabric Stitch to m, yo, sl m, k3 – 4 sts inc'd – 213 sts.

Row 4: K3, sl m, work Row 4 of Fabric Stitch to m, sl m, p1, sl m, work Row 4 of Fabric Stitch to m, sl m, k3.

Rep Rows 1-4, 5 more times, then rep Rows 1-2, 1 more time – 44 sts inc'd, 257 sts

Garter Border

Row 1 (RS): K3, sl m, yo, knit to m, yo, sl m, k1, sl m, yo, knit to m, yo, sl m, k3 – 4 sts inc'd, 261 sts.

Row 2: Knit.

Rep Rows 1-2, 1 more time, then rep Row 1, 1 more time – 8 sts inc'd, 269 sts.

Bind off all sts kwise.

FINISHING

Gently wash and block to finished measurements. Weave in ends.



Abbreviations

bef	before
inc('d)	increase(d)
k	knit
kwise	knitwise
m	marker
p	purl
patt	pattern
pm	place marker
pwise	purlwise
rep	repeat
RS	right side
sl	slip
st(s)	stitch(es)
WS	wrong side
wyif	with yarn in front
yo	yarn over

Knit. Relax. Smile. Repeat!

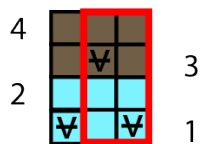
2019 © Universal Yarn, Inc.

All rights reserved.

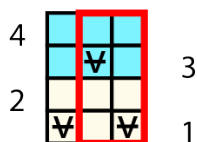
www.universalyarn.com

This pattern may not be reproduced for business, trade or sale.

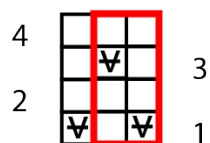
Beehive Stitch 1



Beehive Stitch 2



Fabric Stitch



Key

- pattern repeat
- with color A, knit on RS, purl on WS
- with color B, knit on RS, purl on WS
- with color C, knit on RS, purl on WS
- ▽ with color A, sl 1 pwise wyif
- ▽ with color B, sl 1 pwise wyif
- ▽ with color C, sl 1 pwise wyif
- with any color, knit on RS, purl on WS
- ▽ with any color, sl 1 pwise wyif

Knit. Relax. Smile. Repeat!

2019 © Universal Yarn, Inc.

All rights reserved.

www.universalyarn.com

This pattern may not be reproduced for business, trade or sale.