



PATTERN COLLECTION

Home



Cloudy Day Cloths

Designed by Universal Yarn Design Team

DIFFICULTY

Easy

SIZES

One Size

FINISHED MEASUREMENTS

Width: 9½"

Height: 7¼"

MATERIALS

[Universal Yarn Clean Cotton Multi](#) (85% recycled cotton, 15% recycled polyester; 55g/96 yds)

- 202 Hollyhock - 1 ball

[Universal Yarn Clean Cotton](#) (85% recycled cotton, 15% recycled polyester; 75g/131 yds)

- 101 Obsidian - 1 ball

Needle: US Size 8 (5 mm) straight (or your preferred needle for knitting flat)

Notions: Tapestry needle, crochet hook (suggest size H/8 (5 mm))

GAUGE

17 sts x 23 rows = 4" in Plaid patt

Save time, check your gauge.

Knit, Relax, Smile, Repeat!

2022 © Universal Yarn, Inc.

www.universalyarn.com

All rights reserved. This pattern may not be reproduced for business, trade or sale.

Questions? Contact patterns@universalyarn.com

PATTERN NOTES

If you're looking for a fun project to complete over a weekend, how about a pair of new washcloths? Perfect as a gift or made for yourself, the Cloudy Day cloths are a sophisticated and elegant addition to any kitchen or bathroom. Applied crochet lines create a classic plaid pattern that you can easily customize to your favorite colors. Clean Cotton's blend of recycled cotton and recycled polyester fiber is durable and soft, ensuring whoever receives these cloths will love them for years to come.

These cloths are knit flat from the bottom up. Break yarn at each color change and weave in ends as you go to save time. Applied Crochet Lines are added during finishing to complete the "Plaid" look.

One ball each of MC and CC is enough to make two cloths.

The purl columns in the Plaid Pattern serve two purposes: they form "reminder" lines for where the slip-stitch crochet chains go. They also allow the slip-stitch chains to "nest," blending almost seamlessly into the rest of the fabric.

Applied Crochet Lines

Holding yarn beneath work, insert crochet hk through the center of the first purl st in a column. Pull a lp of yarn through to the front of the work. * Insert hk through the next st up in the same purl column, pull a lp of yarn through to the front of the work (2 lps on hk), pull the second lp through the first lp (1 lp on hk); rep from * along entire column.

STITCH GUIDE

Plaid

(multiple of 4 sts, plus 3)

Row 1 (RS): With CC, * k3, p1; rep from * to last 3 sts, k3.

Row 2 (WS): With CC, p3, * k1, p3; rep from * to end.

Row 3: With MC, * k3, p1; rep from * to last 3 sts, k3.

Row 4: With MC, p3, * k1, p3; rep from * to end.

Rows 5-8: Rep Rows 3-4, 2 more times.

Rep Rows 1-8 for patt.

PATTERN BEGINS

CLOTHS

Bottom Edge

With MC, cast on 41 sts.

Row 1 (WS): Knit.

Row 2 (RS): Knit.

Rows 3-6: Knit.

Row 7: K3, pm, knit to last 3 sts, pm, k3.



Plaid Section

Row 1 (RS): With MC, k3, sl m, * k3, p1; rep from * to 3 sts bef m, k3, sl m, k3.

Row 2 (WS): With MC, k3, sl m, p3, * k1, p3; rep from * to m, sl m, k3.

Rows 3-4: Rep Rows 1-2. Break MC. Join CC.

Row 5: With CC, k3, sl m, * k3, p1; rep from * to 3 sts bef m, k3, sl m, k3.

Row 6: With CC, k3, sl m, p3, * k1, p3; rep from * to m, sl m, k3. Break CC. Join MC.

Rows 7-12: Rep Rows 1-2, 3 times.

Rep Rows 5-12, 2 more times, then rep Rows 5-10, one more time.

Upper Edge

Break CC if you have not done so already. Cont with MC only.

Row 1 (RS): Knit.

Row 2 (WS): Knit.

Rows 3-6: Knit.

Bind off all sts kwise.

FINISHING

With CC and crochet hook, work Applied Crochet Lines (see *Pattern Notes*) along the columns of purl stitches where indicated on chart. Do not work Applied Crochet Lines along the Bottom and Upper edges. Gently wash and block to finished measurements. Weave in ends.

Knit, Relax, Smile, Repeat!

2022 © Universal Yarn, Inc.

www.universalyarn.com

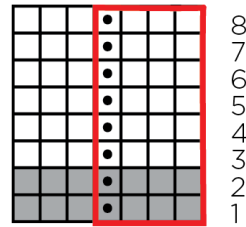
All rights reserved. This pattern may not be reproduced for business, trade or sale.

Questions? Contact patterns@universalyarn.com

Abbreviations






CC	contrast color
cont	continue
hk	hook
k	knit
kwise	knitwise
lp(s)	loop(s)
m	marker
MC	main color
p	purl
patt	pattern
rep	repeat
RS	right side
sl	slip
st(s)	stitch(es)
WS	wrong side

Plaid



↑
Applied
Crochet Lines

Key

-  pattern repeat
-  with MC, knit on RS, purl on WS
-  with MC, purl on RS, knit on WS
-  with CC, knit on RS, purl on WS
-  with CC, purl on RS, knit on WS

Knit, Relax, Smile, Repeat!

2022 © Universal Yarn, Inc.

www.universalyarn.com

All rights reserved. This pattern may not be reproduced for business, trade or sale.

Questions? Contact patterns@universalyarn.com