



## Pattern Collection: Accessory



### **Citron Scarf**

Designed by Universal Yarn Design Team

### **FINISHED MEASUREMENTS**

**Width:** 12"

**Height:** 68" (excluding fringe)

### **MATERIALS**

**Fibra Natura Cottonwood** (100% organic cotton; 50g/115 yds)

- 41103 Grace (MC) – 8 balls
- 41136 Jojo (CC) – 1 ball

**Hook:** US Size H-8 (5 mm) *or size needed to obtain gauge*

**Notions:** Tapestry needle

### **GAUGE**

18 sts x 10 rows = 4" in Clusters Pattern

**Save time, check your gauge.**

**Knit, Relax, Smile, Repeat!**

2018 © Universal Yarn, Inc.

All rights reserved.

[www.universalyarn.com](http://www.universalyarn.com)

This pattern may not be reproduced for business, trade or sale.

## PATTERN NOTES

Do you know the best thing about citrus? The colors are bright and perfect for summer, but the best citrus fruits are available during the winter. What better way to celebrate the glory of all things citrus than by creating a gorgeous scarf that will serve you well in spring, summer, and fall. The cluster stitches resemble the scarf's namesake fruit, and the vibrant colors are sure to bring a smile to your face.

## STITCH GUIDE

**3 Double Crochet Cluster (3dccl):** [Yo and insert hook into stitch indicated, pull up a loop, yo and pull through 2 loops] 3 times, yo and pull through rem loops.

## Clusters Pattern

*(begins with multiple of 16 chs + 8)*

**Row 1:** Sc in second ch from hk and each ch across, turn.

**Row 2:** Ch 3 (counts as dc), dc in next sc, [sk next 2 sc, 3dccl in next sc, ch 2, dc in next 2 sc, ch 3, sk next 3 sc] 3 times, dc in next 3 dc, [ch 3, sk next 3 sc, dc in next 2 sc, ch 2, 3dccl in next sc, sk next 2 sc] 3 times, dc in last 2 dc, turn.

**Row 3:** Ch 1, sc in first 2 dc, [sc in 3dccl, 2 sc in ch-2 sp, sc in next 2 dc, 3 sc in ch-3 sp] 3 times, sc in next 3 dc, [3 sc in ch-3 sp, sc in next 2 dc, 2 sc in ch-2 sp, sc in 3dccl] 3 times, sc in last 2 dc, turn.

**Row 4:** Ch 3 (counts as dc), dc in next sc, [ch 3, sk next 3 sc, dc in next 2 sc, sk next 2 sc, 3dccl in next sc, ch 2] 3 times, dc in next 3 sc, [ch 2, 3dccl in next sc, sk next 2 sc, dc in next 2 sc, ch 3, sk next 3 sc] 3 times, dc in last 2 sc, turn.

**Row 5:** Ch 1, sc in first 2 dc, [3 sc in ch-3 sp, sc in next 2 dc, sc in 3dccl, 2 sc in ch-2 sp] 3 times, sc in next 3 dc, [2 sc in ch-2 sp, sc in 3dccl, sc in next 2 dc, 3 sc in ch-3 sp] 3 times, sc in last 2 dc, turn.  
Rep Rows 2-5 for patt.

## SCARF

With MC, ch 56. Work Row 1 of Clusters patt – 55 sc. Rep Rows 2-5 of patt until piece meas 68", ending with Row 3 or 5 of patt. Do not break yarn.

## Edging

**Rnd 1:** Ch 1, sc in corner of last sc from final row of main scarf, working along long edge of scarf: [sc in side of sc row, 2 sc in side of dc row] to Row 1 (beg row of main scarf), sc in side of Row 1, sc in corner of same sc, work 1 sc in each sc from Row 1, sc in corner of last sc; working along other long edge [sc in side of sc row, 2 sc in side of dc row] to final row of main scarf, work 1 sc in each sc from final row, join with sl st to beg sc.

**Rnd 2:** Ch 1, [sc, ch 3, 3 dccl] in same sc, sk next 2 sc, {[sc, ch 3, 3dccl] in next sc, sk next 2 sc} around, join with sl st to beg sc. Fasten off.

## FINISHING

Weave in ends and block.

## Fringe

Cut 180, 8" pieces of CC. Holding 6 strands together as one, attach 15 groups to each end of scarf. Trim fringe to 3½".

## Abbreviations

<b>beg</b>	begin(ning)
<b>CC</b>	contrast color
<b>ch</b>	chain
<b>dc</b>	double crochet
<b>hk</b>	hook
<b>MC</b>	main color
<b>meas</b>	measures
<b>patt</b>	pattern
<b>rem</b>	remain(ing)
<b>rep</b>	repeat
<b>sc</b>	single crochet
<b>sk</b>	skip
<b>sl</b>	slip
<b>st(s)</b>	stitch(es)
<b>yo</b>	yarn over

## Knit, Relax, Smile, Repeat!

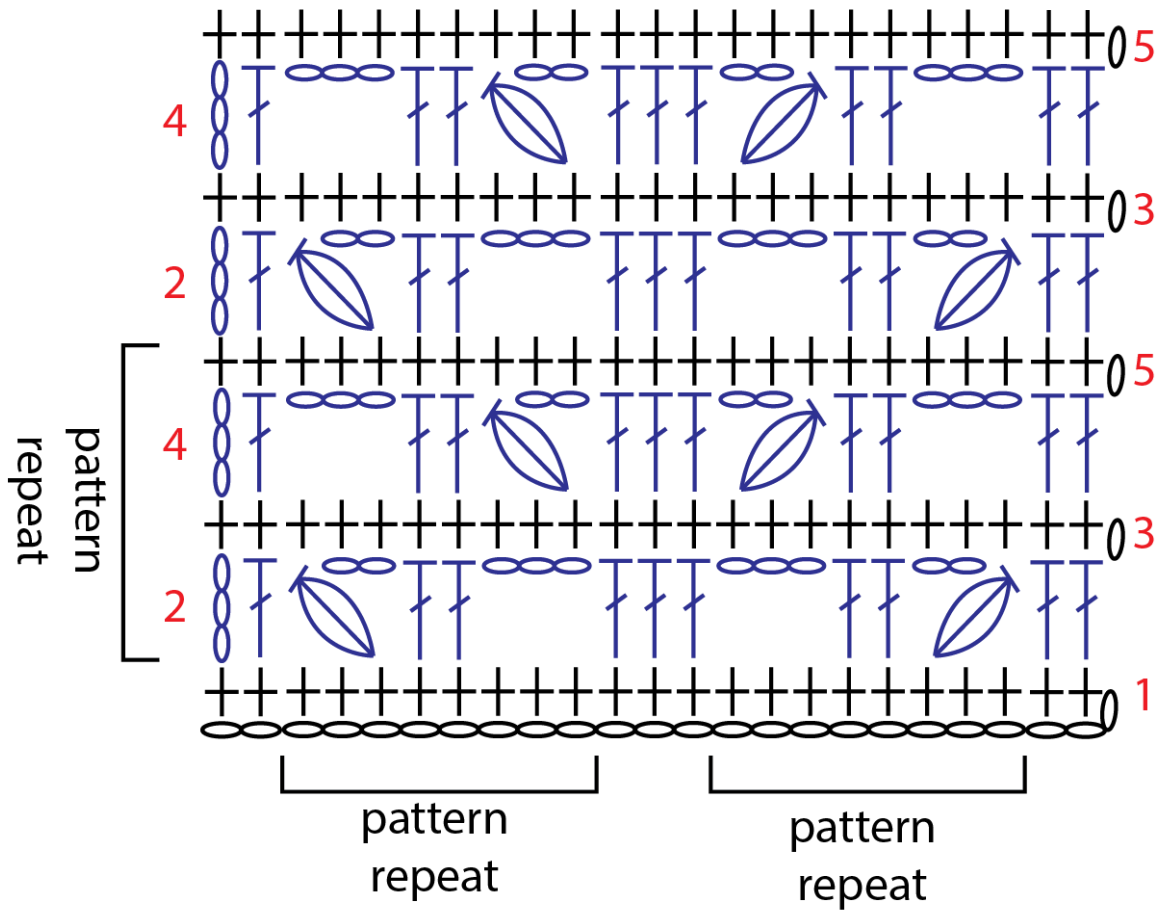
2018 © Universal Yarn, Inc.

All rights reserved.

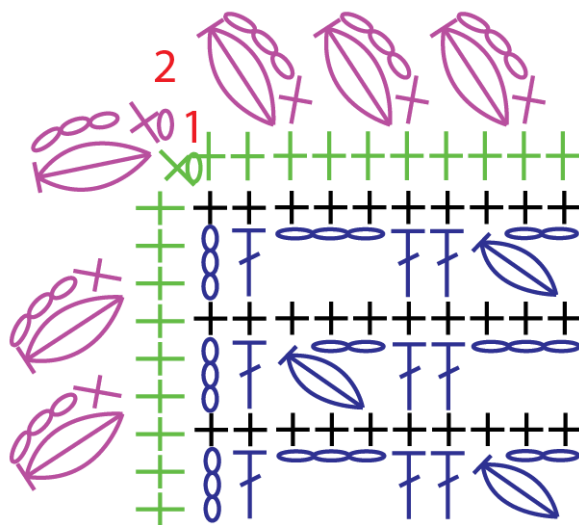
[www.universalyarn.com](http://www.universalyarn.com)

This pattern may not be reproduced for business, trade or sale.


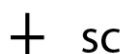
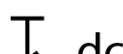

# Clusters Pattern



## Edging



## Key

-  ch
-  sc
-  dc
-  3dcc1

**Knit, Relax, Smile, Repeat!**

2018 © Universal Yarn, Inc.  
All rights reserved.  
[www.universalyarn.com](http://www.universalyarn.com)

This pattern may not be reproduced for business, trade or sale.