



Pattern Collection: Accessories



Chapel Stole

Designed by Universal Yarn Design Team

SIZE

Scarf (Stole)
Shown in Stole size.

FINISHED MEASUREMENTS

Width: 12 (23½)"
Length: 84"

MATERIALS

Universal Yarn *Radiant Cotton* (100% cotton; 100g/203 yds)

- 813 Lime Green – 4 (7) skeins

Needles: US Size 7 (4.5 mm) straight or size needed to obtain gauge

Notions: Stitch markers, tapestry needle, US Size G-6 (4 mm) crochet hook (for picot edging)

GAUGE

18 sts x 24 rows = 4" in Diamonds patt
Save time, check your gauge.

Knit. Relax. Smile. Repeat!

2017 © Universal Yarn, Inc.

All rights reserved.

www.universalyarn.com

This pattern may not be reproduced for business, trade or sale.

PATTERN NOTES

This piece can be knit as a narrower scarf or a stole (as shown). It is knit width-wise from one end to the other. A crochet picot border is worked after the body is knit.

STITCH GUIDE

Diamonds

(multiple of 8 sts + 2)

Row 1 (RS): P3, * k2tog, [yo] 2 times, ssk, p4; rep from * to last 7 sts, k2tog, [yo] 2 times, ssk, p3.

Row 2 (WS): K3, p1, [p1, p1 tbl] into double yo, p1, * k4, p1, [p1, p1 tbl] into double yo, p1; rep from * to last 3 sts, k3.

Row 3: P2, * k2tog, yo, k2, yo, ssk, p2; rep from * to end.

Row 4: * K2, p6; rep from * to end.

Row 5: P1, * [k2tog, yo] 3 times, ssk; rep from * to last st, p1 – 1 st dec'd each rep.

Row 6: K1, * p7; rep from * to last st, k1.

Row 7: P1, yo, * ssk, yo, k2tog, k1, yo, k2tog, [yo] 2 times; rep from * to last 8 sts, ssk, yo, k2tog, k1, yo, k2tog, yo, p1 – original st count restored.

Row 8: K2, p6, * [k1, k1 tbl] into double yo, p6; rep from * to last 2 sts, k2.

Row 9: P2, * yo, ssk, k2, k2tog, yo, p2; rep from * to end.

Row 10: K3, p4, * k4, p4; rep from * to last 3 sts, k3.

Row 11: P3, * yo, ssk, k2tog, yo, p4; rep from * to last 7 sts, yo, ssk, k2tog, yo, p3.

Row 12: K4, p2, * k6, p2; rep from * to last 4 sts, k4.

Rep Rows 1-12 for patt.

Mesh

(multiple of 4 sts + 3)

Row 1 (RS): K1, * yo, ssk, yo, k1; rep from * to last 6 sts, yo, ssk, yo, ssk, yo, k1.

Row 2 (WS): Purl.

Row 3: K1, yo, k2tog, * yo, ssk, yo, k1; rep from * to end.

Row 4: Purl.

Rep Rows 1-4 for patt.

Kites

(multiple of 8 sts + 1)

Row 1 (RS): K3, * yo, ssk, yo, k5; rep from * to last 6 sts, yo, ssk, yo, k3.

WS Rows 2-22: Purl.

Rows 3 & 5: Rep Row 1.

Row 7: K2, * k2tog, yo, k1, yo, ssk, k3; rep from * to last 7 sts, k2tog, yo, k1, yo, ssk, k2.

Row 9: K1, * k2tog, yo, k3, yo, ssk, k1; rep from * to end.

Row 11: K2, * k5, yo, ssk, yo; rep from * to last 7 sts, k7.

Row 13: K1, * yo, ssk, k3, k2tog, yo, k1; rep from * to end.

Row 15: K2, * yo, ssk, k1, k2tog, yo, k3; rep from * to last 7 sts, yo, ssk, k1, k2tog, yo, k2.

Rows 17, 19, & 21: Rep Row 1.

Rep Rows 1-22 for patt.

PATTERN

Cast on 58 (106) sts. Knit 6 rows in garter st.

Diamonds Section 1

Row 1 (RS): K4, pm, work Row 1 of Diamonds patt over 50 (98) sts, pm, k4.

Row 2 (WS): Knit to m, work Row 2 of Diamonds patt to m, knit to end.

Cont in patt as est'd through Row 12 of patt, then rep Rows 1-12, 3 more times.

Inc row (RS): Knit to m, m1, knit to end – 59 (107) sts. Knit a WS row.

Mesh Section 1

Row 1 (RS): Knit to m, work Row 1 of Mesh patt to m, knit to end. Cont in patt for 23 more rows.

Dec row (RS): Knit to m, k2tog, knit to 2 sts before m, k2tog, knit to end – 57 (105) sts rem. Knit a WS row.

Kites Section

Row 1 (RS): Knit to m, work Row 1 of Kites patt to m, knit to end. Cont in patt through Row 22 of patt, then rep Rows 1-22, 14 more times.

Inc row (RS): K4, sl m, m1, knit to m, m1, sl m, knit to end – 59 (107) sts. Knit a WS row.

Knit. Relax. Smile. Repeat!

2017 © Universal Yarn, Inc.

All rights reserved.

www.universalyarn.com

This pattern may not be reproduced for business, trade or sale.

Mesh Section 2

Row 1 (RS): Knit to m, work Row 1 of Mesh patt to m, knit to end. Cont in patt for 23 more rows.

Dec row (RS): K4, k2tog, knit to end – 58 (106) sts rem.

Diamonds Section 2

Row 1 (RS): Knit to m, work Row 1 of Diamonds patt over 50 (98) sts to m, k4.

Row 2 (WS): Knit to m, work Row 2 of Diamonds patt to m, knit to end.

Cont in patt as est'd through Row 12 of patt, then rep Rows 1-12, 3 more times. Knit 6 rows in garter st. Bind off all sts.

Picot Edging

With crochet hook, with RS facing, attach yarn to any corner.

Rnd 1: Ch 3, sl st in same sp (picot made), * ch 3, sk next 2 sts or 4 rows, sl st in next st or row, ch 3, sl st in same sp (picot made); rep from * around entire perimeter of scarf or stole, end ch 3, join with sl st to beg sl st. Fasten off.

FINISHING

Weave in ends. Run blocking wires through picots or use pins to stretch piece. Wet or steam block.



Abbreviations

ch	chain
cont	continue
dec('d)	decrease(d)
est'd	established
garter st	knit every row
inc('d)	increase(d)
k	knit
k2tog	knit 2 stitches together (1 st dec'd)
m	marker
m1	insert left needle from front to back under horizontal strand of yarn lying between st just worked and next st, knit or purl this st through the back loop (1 st inc'd)
meas	measures
ndl	needle
patt	pattern
p	purl
pm	place marker
rem	remain(ing)
rep	repeat
rnd	round
RS	right side
sk	skip
sl	slip
sp	space(s)
ssk	slip next 2 sts individually knitwise, slip them back to left needle in this position, knit them together through the back loops (1 st dec'd)
sssk	slip next 3 sts individually knitwise, slip them back to left needle in this position, knit them together through the back loops (2 sts dec'd)
st(s)	stitch(es)
tbl	through the back loop(s)
tog	together
WS	wrong side
yo	yarn over

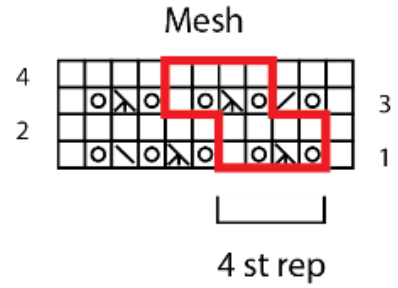
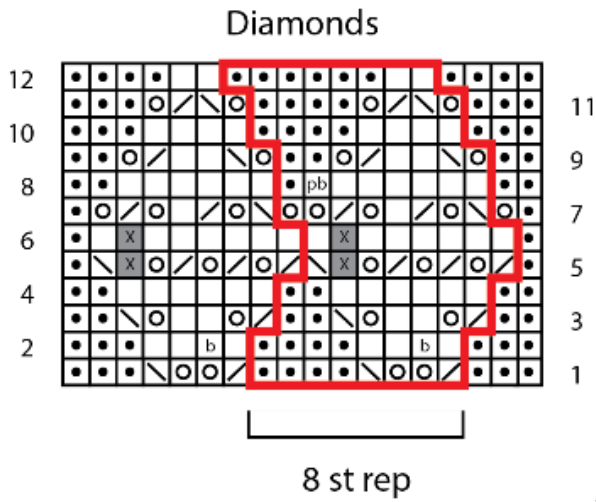
Knit. Relax. Smile. Repeat!

2017 © Universal Yarn, Inc.

All rights reserved.

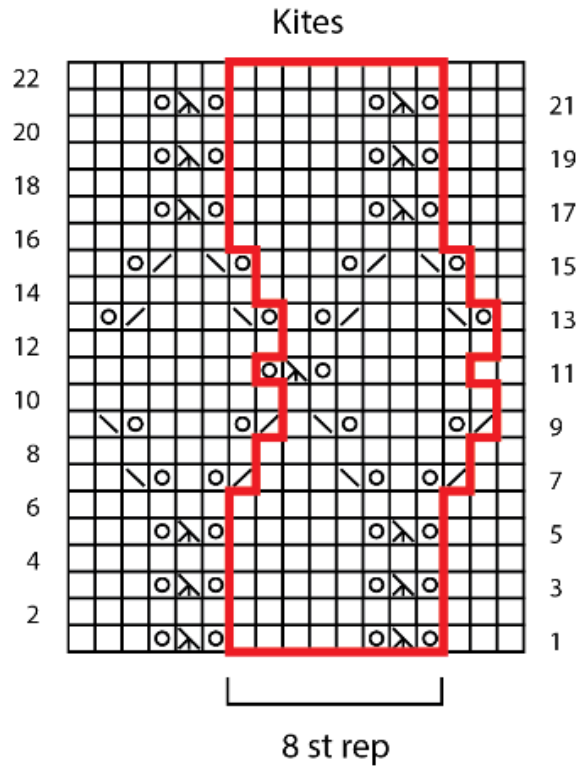
www.universalyarn.com

This pattern may not be reproduced for business, trade or sale.



Key

- knit on RS, purl on WS
- purl on RS, knit on WS
- yo
- / ssk
- \ k2tog
- / \ sssk
- x no stitch
- b p1 tbl on WS
- pb k1 tbl on WS
- pattern repeat



Knit. Relax. Smile. Repeat!

2017 © Universal Yarn, Inc.

All rights reserved.

www.universalyarn.com

This pattern may not be reproduced for business, trade or sale.